Chicago Pneumatic

INDUSTRIAL TOOLS

FOR GENERAL & INDUSTRIAL MAINTENANCE, MANUFACTURING & HEAVY PRODUCTION

www.cp.com

People. Passion. Performance.

INTRODUCING CHICAGO PNEUMATIC

At Chicago Pneumatic, our goal is to deliver best-in-class global service and local support to industrial customers through a dedicated product portfolio and a strong network of authorized distributors. We generate added value by delivering the best solution to your needs based on decades of experience.

A COMPLETE INDUSTRIAL TOOLS AND EQUIPMENT OFFER

Chicago Pneumatic's dedication to the general and heavy industries spans decades.
Reliable performance and safety are key drivers for all our industrial products development. Whether it's the use of reinforced materials and motor structures, ergonomic designs, or easy-to-use controls for more accuracy, it all contributes to a safe and efficient product that gets your productivity at the top, no matter how tough the conditions. With Chicago Pneumatic best operating practices become your own.

Chicago Pneumatic helps make tough jobs easier:

- Products: productivity, ergonomics, safety, robustness and ease of use
- Service: best-in-class support with fast local service
- Expertise: expert advice based on decades of experience, from factory to field, through certified quality testing and training
- Pricing: maximum value for money
- Parts: original spare parts and services
- Availability: fast and easy delivery through a dedicated global production and distribution network

"It's simple, really. You have work to do, and customers to serve. Chicago Pneumatic is there to help you get the job done, without compromise."

INDUSTRIAL BOLTING

HYDRAULIC EQUIPMENT

HIGH TORQUE SOLUTIONS

MATERIAL REMOVAL

Jump Into the Chicago Pneumatic Online Services

We have launched a new website to make it easier for you to find the right tool for the job within our extensive portfolio of power tools.

In addition to a fresh look and more modern design, the website features new content and improved site architecture for an enhanced browsing experience.

You will now be able in one-click to find a specific product or access expert advice. A quick search function will help you pull up relevant information using a keyword or product reference number.

A wealth of information is at your fingertips. The Expert Corner area contains everything from top tips on product selection to maintenance advice, as well as information about the correct use and application of power tools to protect operator wellbeing.

Our new website has been designed for ease of use and speed of access regardless of whether it is browsed from a laptop, desktop, tablet or mobile phone, ensuring a better experience for professionals on the go like you. It is more responsive to local customer needs and sharing via social networks is much easier to achieve.

Go check it out at www.cp.com

Dedicated online resources for our distributors

eConnect: fast, easy and secure

Our eConnect platform allows you to have access to:

- Our stock for each product
- Your prices
- Your order tracking
- Products information with their technical characteristics, spare parts and accessories
- Product exploded views

Benefits and features:

Time saving:

- Search our product catalog easily
- Ability to copy and rename an existing basket if you order often the same products

Great Information availability:

- Look for price and availability on selected items
- Search for open orders, back orders and service orders to verify order status
- Print out packing list, track and trace shipments.
- Search and keep track of your invoices

CP Cloud: dedicated extranet

Your unique extranet, to get access to high value information about products, training and communication campaign materials: **www.cp.com/cloud**

CP Cloud

BOLTING 7
ACCESSORIES & KITS P. 29-31, SOCKETS P. 32-33

NUTRUNNERS 35
ACCESSORIES P. 38

HYDRAULIC BOLTING 39
ACCESSORIES & KITS P. 52-54

FASTENING 55
ACCESSORIES & KITS P. 65-66

CORDLESS TOOLS 67
ACCESSORIES P. 74-75

GRINDING 77
DIE GRINDERS P. 79, ACCESSORIES & KITS, DIMENSIONS P. 92-97
ANGLE GRINDERS P. 98, ACCESSORIES & KITS, DIMENSIONS P. 116-122
VERTICAL GRINDER P.112, ACCESSORIES & KITS, DIMENSIONS P. 116-122

FINISHING 123
ACCESSORIES & KITS, DIMENSIONS P. 139-146

DRILLING 147
ACCESSORIES, DIMENSIONS P. 156-157

CHIPPING 159
ACCESSORIES & KITS, DIMENSIONS P. 174-181

SPECIALTY TOOLS 183
RIVETERS - CAULKING GUNS - ENGRAVING PENS - SAWS - TIRE BUFFER
HIGH SPEED CUTTERS - NIBBLERS - AIR FILES - SHEARS

AIR LINE ACCESSORIES 191
HOSES, COUPLINGS, LUBRICATION, BALANCERS

COMPRESSORS 211

SAFETY INSTRUCTIONS - INDEX - CONVERSION TABLE 214

QR CODES

On most pages, QR codes let you extend your reading and get more information about our products in seconds.
Flash them with your smartphone and enjoy!

SPARES AND ACCESSORIES

Original CP parts and genuine accessories are available for your Chicago Pneumatic tools. Follow this logo to find the dedicated spare kit and accessories selection listed at the end of each product section.

INDUSTRIAL BOLTING

HYDRAULIC EQUIPMENT

MATERIAL REMOVAL

CATALOG GUIDE

EASILY FIND THE TOOLS YOU NEED TO GET THE JOB DONE!



This catalog is also available online at **http://qr.cp.com/catalogs**

BOLTING

IMPACT WRENCHES

An impact wrench delivers a series of rotary blows to a fastener, producing torque. Chicago Pneumatic impact wrenches offer optimal power-to-weight ratio, fast rundown and great user comfort.

RATCHET WRENCHES

For fastening applications in tight and difficult to access areas, CP offers a wide range of ratchet wrenches with various square drive sizes with up to 90 ft-lbs. (122Nm) of torque.

HOW TO SELECT YOUR BOLTING TOOL?

Choosing your Handle

Pistol (P)

D-Handle Inside Trigger (D I T)

D-Handle Outside Trigger (D O T)

Step 1
Applications

- ► Materials
- ► Joint types
- ► Bolt Ø & Grade
- ► Torque
- ► Duty

Step 2
Sockets

- ► Type
- ► Size
- ► Access

Step 3
Tools

- ► Clutch type
- ► Handle type
- ► Square drive & socket retainer
- ► Torque

Select the clutch type best for your application

DYNA-PACT (Pin clutch): Excellent on hard joints with smooth operation.

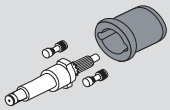

2-Jaw: Progressive ultimate torque for the smoothest comfort and best control. Excellent performance either on soft or on hard joints.

Twin Hammer: (Double Dog): All around clutch with a high ultimate torque and high power/weight ratio.



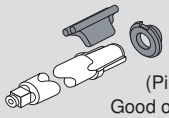

Rocking dog: (Pinless or double): Good on very soft joints providing high speed rundown.

Choose your retaining system

A wide selection of retainers provides from versatility to safety for every type of application - all with power, speed and comfort.

FROM VERSATILITY TO SAFETY

- Quick Change for screwdriver bits or bits sockets
- Friction Ring for rapid socket change
- Dual (Hole + Friction) for versatility
- Pin Retainer for dedicated applications
- Hole for pin o-ring type retention
- Integral Spline with integral push button retainer. Maximize torque transfer and socket life

BOLTING

Impact Wrench Torque Ranges

INDUSTRIAL RANGE

DRIVE SQUARE	1/4"	3/8" (HEX. 7/16")	1/2"	3/4"	1"	#5	1 1/2"	2 1/2"
SUPER INDUSTRIAL		CP6728	CP6738 CP6500-RS/RSR CP6748EX-P11R	CP6060-P15H/R CP6768EX-P18D	CP6070-P15H CP0611P RS/HASED/PASED CP0611-D28H CP6778EX-P18D	CP0611P RLS/PASEL CP0611-D28L CP6120-D35L CP6135-D80	CP6135-D80 CP6130-T70 CP6120-D35H	CP6240-T120
INDUSTRIAL MAINTENANCE AND PRODUCTION		CP6300 CP8222-R/-P CP8232-QC (7/16 hex)	CP8252-R/-P CP8242-R/-P CP9541/42	CP9561 CP8272-D/-P CP6763 CP6763-D18D	CP6910-P24 CP6920-D24 CP6773 CP6773-D18D		CP6930-D35	
GENERAL MAINTENANCE	CP7711	CP724H CP721 CP7721	CP726H					

BOLTS TABLE (IMPERIAL)

RECOMMENDED TORQUE (FT.LBS)	1/4"	5/16"	3/8"	7/16"	1/2"	9/16"	5/8"	3/4"	7/8"	1"	1-1/8"	1-1/4"	1-3/8"	1-1/2"
GRADE 5	3	6	11	18	28	43	55	97	155	230	340	480	660	860
GRADE 8	8	16	28	46	70	110	140	250	405	600	770	1,080	1,470	1,950
GRADE ASTM-A574	11	23	40	65	99	159	198	350	566	848	1,245	1,750	2,375	3,125
ASTM A325*	-	-	-	-	-	-	200	355	570	850	1,060	1495	1,960	2,600
ASTM A490*	-	-	-	-	-	-	250	435	715	1,070	1,580	2,125	2,780	3,700

***Note**: ASTM A325 and ASTM A490 bolts are used on structural steel applications. Torque and tension values are based on running the nut beyond the proof load of the bolt by turn-of-the-nut method.

BOLTS TABLE (METRIC)

RECOMMENDED TORQUE (NM)	M6	M8	M10	M12	M14	M16	M18	M20	M22	M24	M27	M30	M36	M42	M45	M48
8.8	9,8	24	47	81	128	197	275	385	518	665	961	1,310	2,280	3,640	4,510	5,450
10.9	14	33	65	114	181	277	386	541	728	935	1,350	1,840	3,210	5,110	6,340	7,660
12.9	17	40	79	136	217	333	463	649	874	1,120	1,620	2,210	3,850	6,140	7,660	9160

Torque recommendations :

The torque is important to ensure the required clamping force.

The table shows the recommended max tightening torque for the most common types of screws and bolts: untreated, oil-smeared screws (friction coefficient = 0,125) with metric coarse thread.

The torque corresponds to approximately 62% of tensile stress.

M-Threaded screws and bolts

WORKING TORQUE RANGE
MAX. TORQUE

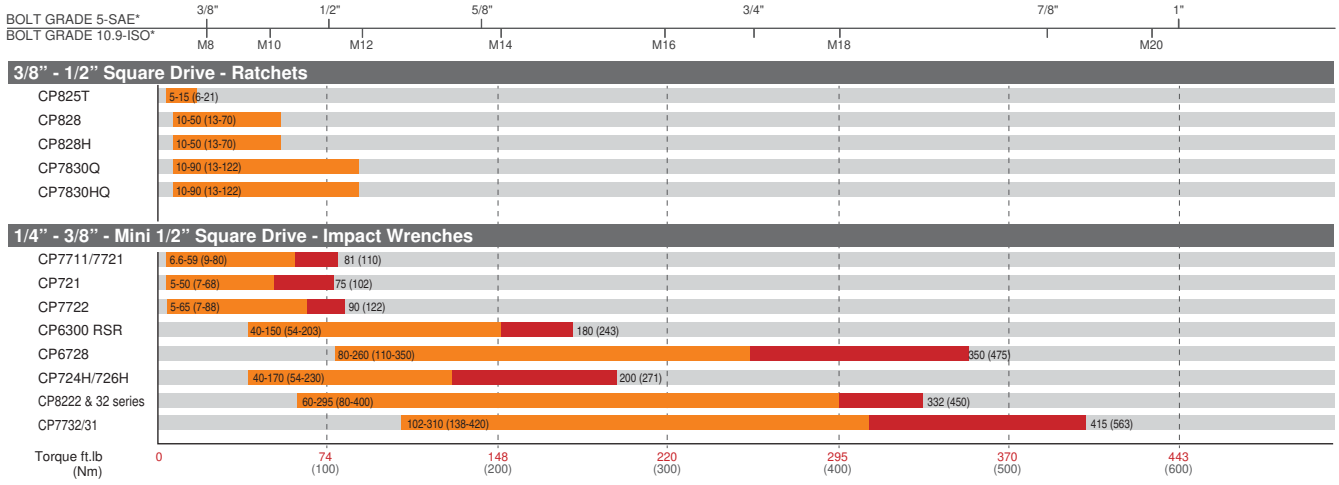

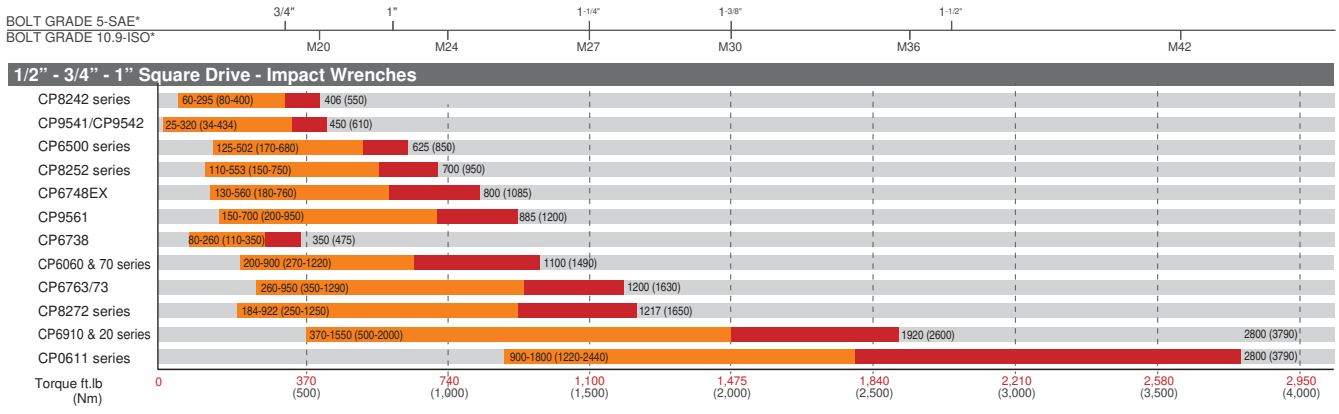

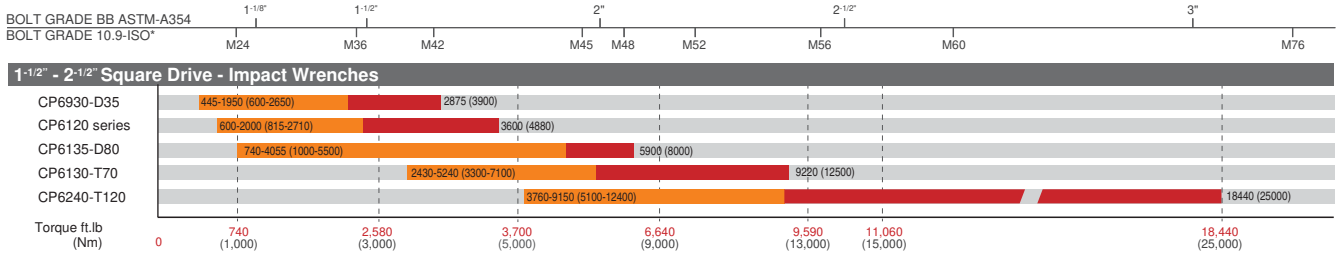

** The above estimated bolt grades recommendations are only offered as a guide. Use of its content by anyone is the sole responsibility of that person and they assume all risk. Due to many variables that affect the torque-tension relationship like human error, surface texture, and lubrication the only way to determine the correct torque is through experimentation under actual joint and assembly conditions. Please, contact your CP contact for a live demonstration.*

Impact 1/4" & 3/8"

CP721

COMFORT & DURABILITY

FEATURES
- Rocking dog clutch in oil bath
- Built-in power regulator
- Ergonomic handle

BENEFITS
- Smooth operation and good durability
- Comfort and compact for easy access
- Great tool on soft joints for general maintenance

CP7721

CP7711

Same features as CP7721 with 1/4" square drive

15% SMALLER THAN ANY OTHER BUTTERFLY IMPACTS

FEATURES
- 5.5 in. / 140 mm length, provides easier access to hard to reach places
- 1.16 lbs. / 0.53 Kg
- 80 ft.lbs. / 110 Nm in reverse

BENEFITS
- Compact
- Lightweight
- Powerful

See accessories and dimensions on pages 29-31

GENERAL MAINTENANCE | INDUSTRIAL MAINTENANCE & PRODUCTION | SUPER INDUSTRIAL

MODEL	PART NUMBER	DRIVE	BLOWS PER MIN	FREE SPEED	WORKING TORQUE (FW)		MAX TORQUE (REV)		NET WEIGHT		LENGTH		AIR CONS. @LOAD		VIBRATION LEVEL ISO 28927 (M/S2)		SOUND PRESS.	SOUND POWER	AIR INLET
		in.		rpm	ft.lb	Nm	ft.lb	Nm	lb	kg	in.	mm	cfm	l/s	a	K	ISO 15744 - dB(A)		in.
CP721	T021963	3/8	1,620	11,000	5-50	7-68	75	102	2.6	1.2	5.8	146	10	4.7	4.7	3.3	87	98	1/4
CP7711	894 107 7110	1/4	-	15,000	6.6-59	9-80	81	110	1.1	0.5	5.5	140	6	2.9	4	1.0	92	103	1/4
CP7721	894 107 7210	3/8	-	15,000	6.6-59	9-80	81	110	1.1	0.5	5.5	140	6	2.9	4	1.0	92	103	1/4

All models: Hose int. 3/8" (10mm) - @90 PSI (@6.3 Bar)

Listed specifications are for reference only. Please check documents in each tool.

Impact 3/8" & 1/2"

CP6300 RSR

POWERFUL, LIGHTWEIGHT AND DURABLE 3/8" FOR INDUSTRIAL APPLICATIONS

FEATURES
- Powerful Single Dog clutch
- Perfect control with a 4-position regulator
- Aluminum body and steel clutch housing

BENEFITS
- Powerful torque delivery
- Compact and lightweight for operator comfort
- Durable housing for versatile applications

CP724H

COMPACT & DURABLE

FEATURES
- Pin clutch mechanism in oil bath
- Single handed push button forward / reverse
- Curved handle with Thermo-Plastic Rubber injected in housing for a durable and comfortable grip.

BENEFITS
- Compact
- Durable
- Easy to handle

CP726H

Same features as CP724H with 1/2" square drive

Standard Sockets kit 3/8"		
Model	Part Number	Set Quantity
SS3113 metric	**894 016 4446**	13
SS3012 imperial	**894 016 4452**	12

See more information about sockets on page 32-33

See accessories and dimensions on pages 29-31

GENERAL MAINTENANCE · INDUSTRIAL MAINTENANCE & PRODUCTION · SUPER INDUSTRIAL

MODEL	PART NUMBER	DRIVE	BLOWS PER MIN	FREE SPEED	WORKING TORQUE (FW)		MAX TORQUE (REV)		NET WEIGHT		LENGTH		AIR CONS. @LOAD		VIBRATION LEVEL ISO 28927 (M/S2)		SOUND PRESS.	SOUND POWER	AIR INLET
		in.		rpm	ft.lb	Nm	ft.lb	Nm	lb	kg	in.	mm	cfm	l/s	a	K	ISO 15744 - dB(A)		in.
CP6300 RSR	**T025285**	3/8	1,800	6,800	40-150	54-203	180	243	3.5	1.6	6	152	14	6.6	5	1.6	90	101	1/4
CP724H	**894 100 7241**	3/8	1,680	9,600	68-190	92-257	200	271	3.1	1.4	5.7	146	15	7.1	4.4	2.4	91	102	1/4
CP726H	**894 100 7261**	1/2	1,680	9,600	68-190	92-257	200	271	3.1	1.4	5.7	146	15	7.1	4.4	2.4	91	102	1/4

All models: Hose int. 3/8" (10mm) - @90 PSI (@6.3 Bar)

Listed specifications are for reference only. Please check documents in each tool.

BOLTING

Impact 3/8", 7/16", 1/2" & 3/4"

The CP82 Series

COMFORTABLE, ROBUST & COMPACT

- Very low noise, very limited vibration and lightweight for operator comfort
- Durable and reliable for industrial maintenance applications
- Compact for easy access in confined areas
- From 3/8" to 3/4" square drives with Ring/Dual and pin versions

CP8222-P

3/8

FEATURES

- Powerful & durable twin hammer clutch
- Composite body and aluminum clutch housing
- 3 power settings in forward & full power in reverse

CP8222-P

CP8222-R
Same features as CP8222-P with ring retainer

CP8232-QC

7/16 HEX

FEATURES

- Powerful & durable twin hammer clutch
- Composite body and aluminum clutch housing
- 3 power settings in forward & full power in reverse

See accessories and dimensions on pages 29-31

GENERAL MAINTENANCE | INDUSTRIAL MAINTENANCE & PRODUCTION | SUPER INDUSTRIAL

MODEL	PART NUMBER	DRIVE	BLOWS PER MIN	FREE SPEED	WORKING TORQUE (FW)		MAX TORQUE (REV)		NET WEIGHT		LENGTH		AIR CONS. @LOAD		VIBRATION LEVEL ISO 28927 (M/S2)		SOUND PRESS.	SOUND POWER	AIR INLET
		in.		rpm	ft.lb	Nm	ft.lb	Nm	lb	kg	in.	mm	cfm	l/s	a	K	ISO 15744 - dB(A)		in.
CP8222-P	**615 159 0180**	3/8	1,250	11,500	60-295	80-400	332	450	2.6	1.2	7	177	21.2	10	5.8	2.4	89	100	1/4
CP8222-R	**615 159 0230**	3/8	1,250	11,500	60-295	80-400	332	450	2.6	1.2	7	177	21.2	10	5.8	2.4	89	100	1/4
CP8232-QC	**615 159 0190**	7/16" Hex.	1,250	11,500	60-295	80-400	332	450	3.1	1.4	7	177	21.2	10	6.6	3.2	89	100	1/4

All models: Hose int. 3/8" (10mm) - @90 PSI (@6.3 Bar)

Listed specifications are for reference only. Please check documents in each tool.

CP8242-R

1/2

FEATURES
- Powerful & durable twin hammer clutch
- Composite body and aluminum clutch housing
- 3 power settings in forward & full power in reverse

CP8242-P

Same features as CP8242-R with pin socket retainer

CP8252-P

1/2

FEATURES
- Powerful & durable twin hammer clutch
- Composite body and aluminum clutch housing
- 3 power settings in forward & full power in reverse

CP8252-R

Same features as CP8252-P with ring socket retainer

INTEGRATED SUSPENSION BAIL FOR USE WITH BALANCER REDUCES TOOL WEIGHT FOR REPETITIVE OPERATIONS. (P29)

CP8272-D

3/4

ROBUST, COMFORTABLE & VERSATILE

FEATURES
- Powerful & durable twin hammer clutch
- Protective cover & reinforced structure
- Composite body and aluminum clutch housing for lightweight

CP8272-P

Same features as CP8272-D with pin socket retainer

Deep sockets kit 3/4"		
Model	Part Number	Set Quantity
SS618D metric	**894 016 4473**	8
SS6008D imperial	**894 016 7073**	8

See more information about sockets on page 32-33

See accessories and dimensions on pages 29-31

GENERAL MAINTENANCE | INDUSTRIAL MAINTENANCE & PRODUCTION | SUPER INDUSTRIAL

MODEL	PART NUMBER	DRIVE	BLOWS PER MIN	FREE SPEED	WORKING TORQUE (FW)		MAX TORQUE (REV)		NET WEIGHT		LENGTH		AIR CONS. @LOAD		VIBRATION LEVEL ISO 28927 (M/S2)		SOUND PRESS.	SOUND POWER	AIR INLET
		in.		rpm	ft.lb	Nm	ft.lb	Nm	lb	kg	in.	mm	cfm	l/s	a	K	ISO 15744 - dB(A)		in.
CP8242-P	**615 159 0200**	1/2	1,250	11,500	59-295	80-400	406	550	2.6	1.2	7	177	21.2	10	6.6	3.2	89	100	1/4
CP8242-R	**615 159 0240**	1/2	1,250	11,500	59-295	80-400	406	550	2.6	1.2	7	177	21.2	10	6.6	3.2	89	100	1/4
CP8252-P	**615 159 0210**	1/2	1,400	9,000	110-553	150-750	700	950	4.4	2	7.9	200	25.4	12	8.8	3.6	94	105	1/4
CP8252-R	**615 159 0250**	1/2	1,400	9,000	110-553	150-750	700	950	4.4	2	7.9	200	25.4	12	8.8	3.6	94	105	1/4
CP8272-D	**615 159 0260**	3/4	1,000	6,500	184-922	250-1,250	1,217	1,650	7.3	3.3	9.1	230	38	18	15.5	6.8	96	107	3/8
CP8272-P	**615 159 0220**	3/4	1,000	6,500	184-922	250-1,250	1,217	1,650	7.3	3.3	9.1	230	38	18	15.5	6.8	96	107	3/8

All models: Hose int. 3/8" (10mm) - @90 PSI (@6.3 Bar)

Listed specifications are for reference only. Please check documents in each tool.

Impact 1/2" & 3/4"

CP9541

THE INDUSTRIAL GRADE OF THE "CLASSIC"

FEATURES
- Fast and reliable DYNA-PACT (Pin clutch) with oil bath
- Aluminum body and steel clutch housing
- Torque regulator at the handle

BENEFITS
- Industrial Maintenance and Production
- Low vibration and noise level increase operator comfort
- Reliable pin clutch in oil bath and durable clutch housing

CP9542

Same features as CP9541 with pin socket retainer

CP9561

THE INDUSTRIAL GRADE OF THE CLASSIC

FEATURES
- DYNA-PACT (Pin clutch) oil bath
- Aluminum body & steel clutch housing
- Built-in regulator on the handle

BENEFITS
- High performances, especially on hard joints
- Operator comfort due to low vibrations and noise level
- Reliable pin clutch in oil bath & durable housing

See accessories and dimensions on pages 29-31

GENERAL MAINTENANCE | INDUSTRIAL MAINTENANCE & PRODUCTION | SUPER INDUSTRIAL

MODEL	PART NUMBER	DRIVE	BLOWS PER MIN	FREE SPEED	WORKING TORQUE (FW)		MAX TORQUE (REV)		NET WEIGHT		LENGTH		AIR CONS. @LOAD		VIBRATION LEVEL ISO 28927 (M/S2)		SOUND PRESS.	SOUND POWER	AIR INLET
		in.		rpm	ft.lb	Nm	ft.lb	Nm	lb	kg	in.	mm	cfm	l/s	a	K	ISO 15744 - dB(A)		in.
CP9541	**615 190 9541**	1/2	1,100	8,900	25-320	34-434	450	610	5.5	2.5	6.6	168	13	6.1	5.5	2.5	89	100	1/4
CP9542	**615 190 9542**	1/2	1,100	8,900	25-320	34-434	450	610	5.5	2.5	6.6	168	13	6.1	5.5	2.5	89	100	1/4
CP9561	**615 190 9561**	3/4	900	5,500	150-700	200-950	885	1,250	11.1	5.1	8.5	216	30	14.1	7.7	2.4	100	111	3/8

All models: Hose int. 3/8" (10mm) - @90 PSI (@6.3 Bar)

Listed specifications are for reference only. Please check documents in each tool.

CP6500-RSR

1/2

THE BEST HEAVY-DUTY 1/2" FOR THE TOUGHEST JOBS !

FEATURES

- Super industrial impact wrench with Pin-type socket retainer
- Twin hammer clutch with oil bath
- Aluminum body and steel clutch housing

BENEFITS

- Best performer for Industrial Maintenance and Production applications
- Operator comfort and control even on high torque
- Extremely robust for tough environments

2 DROPS OF OIL (CP PROTECTO-LUBE) WILL PROTECT YOUR AIR MOTOR FROM CORROSION AND INCREASE TOOL LIFE

THE OIL BATH CLUTCH MECHANISM GUARANTEES A LOW LEVEL OF FRICTION WHICH INCREASES CLUTCH COMPONENT LIFETIME

CP6500-RSR

CP6500-RS

Same features as CP6500-RSR with pin type socket retainer

Standard Sockets kit 1/2"		
Model	Part Number	Set Quantity
SS4114 metric	**894 016 4458**	14
SS4013 imperial	**894 016 4465**	13

See more information about sockets on page 32-33

See accessories and dimensions on pages 29-31

GENERAL MAINTENANCE | INDUSTRIAL MAINTENANCE & PRODUCTION | SUPER INDUSTRIAL

MODEL	PART NUMBER	DRIVE	BLOWS PER MIN	FREE SPEED	WORKING TORQUE (FW)		MAX TORQUE (REV)		NET WEIGHT		LENGTH		AIR CONS. @LOAD		VIBRATION LEVEL ISO 28927 (M/S2)		SOUND PRESS.	SOUND POWER	AIR INLET
		in.		rpm	ft.lb	Nm	ft.lb	Nm	lb	kg	in.	mm	cfm	l/s	a	K	ISO 15744 - dB(A)		in.
CP6500-RS	**T025214**	1/2	1,320	6,400	125-502	170-680	625	850	5.8	2.7	7	178	25	11.8	8	2.5	96	107	1/4
CP6500-RSR	**T025216**	1/2	1,320	6,400	125-502	170-680	625	850	5.8	2.7	7	178	25	11.8	8	2.5	96	107	1/4

All models: Hose int. 3/8" (10mm) - @90 PSI (@6.3 Bar)

Listed specifications are for reference only. Please check documents in each tool.

CP6728/38/48/68/78
SUPERIOR DURABILITY

UNIQUE FEATURES
Premium Tool

Premium Composite Impact Wrenches
Designed for Intensive use

SUSPENDABLE
Bail included

INTENSIVE USE
Steel clutch housing robust and durable

RELIABLE
Long lasting steel motor

ERGONOMIC
Single handed control for reverse and power setting

FLEXIBILITY AND SAFETY
Quick and positive socket retention
- CP6768 and CP6778 with hole and friction ring
- CP6748 with friction ring

HIGH DURABILITY
Twin hammer clutch in oil-bath

DUST PROOF
Bronze muffler stops particles from getting into the tool
(IP6 certified)

NEW RANGE - PREMIUM COMPOSITE!

CP6728-P05R

3/8

NEW

FEATURES
- 3/8" Industrial Impact wrench
- Twin hammer in oil bath and steel clutch housing for long life
- Extremely durable steel motor

BENEFITS
- Superior durability - designed for intensive use
- High torque - up to 350 ft.lb (475 Nm)
- Comfortable and light weight

CP6738-P05R
Same features as CP6728-P05D with 1/2" square drive

1/2

CP6748EX-P11R

1/2

ATEX CERTIFIED IP6 DUST-PROOF

FEATURES
- Twin hammer in oil bath and steel clutch housing for long life
- Extremely durable steel motor
- Dust-proof (IP6) and ATEX certified

BENEFITS
- Unique design performance for Explosive Environment (ATEX)
- Top Quality for intensive usage
- Compact Design and light weight for operator comfort

CP6768EX-P18D

3/4

ATEX CERTIFIED IP6 DUST-PROOF

FEATURES
- Twin hammer in oil bath and steel clutch housing for long life
- Extremely durable steel motor
- Dust-proof (IP6) and ATEX certified

BENEFITS
- Superior durability - designed for intensive use
- High torque - up to 1,290 ft.lb (1,750 Nm)
- Comfortable and light weight

CP6778EX-P18D
Same features as CP6768EX-P18D with 1" square drive

1"

See accessories and dimensions on pages 29-31

GENERAL MAINTENANCE | INDUSTRIAL MAINTENANCE & PRODUCTION | SUPER INDUSTRIAL

	MODEL	PART NUMBER	DRIVE	BLOWS PER MIN	FREE SPEED	WORKING TORQUE (FW)		MAX TORQUE (REV)		NET WEIGHT		LENGTH		AIR CONS. @LOAD		VIBRATION LEVEL ISO 28927 (M/S2)		SOUND PRESS.	SOUND POWER	AIR INLET
			in.		rpm	ft.lb	Nm	ft.lb	Nm	lb	kg	in.	mm	cfm	l/s	a	K	ISO 15744 - dB(A)		in.
NEW	CP6728-P05R	615 159 0550	3/8	1,300	11,500	80-260	110-350	350	475	3.7	1.7	6.9	175	24.2	11.4	5.2	1.9	89	100	1/4
NEW	CP6738-P05R	615 159 0560	1/2	1,300	11,500	80-260	110-350	350	475	3.7	1.7	6.9	175	24.2	11.4	5.2	1.9	89	100	1/4
	CP6748EX-P11R	615 159 0570	1/2	1,200	8,400	130-560	180-760	800	1,085	5.4	2.4	7.9	200	30	14.2	8.7	2.2	93	104	1/4
	CP6768EX-P18D	615 159 0580	3/4	1,050	5,100	290-1030	400-1400	1,290	1,750	9.8	4.4	10	250	38	18	9.4	2.4	94	105	3/8
	CP6778EX-P18D	615 159 0590	1	1,050	5,100	290-1030	400-1400	1,290	1,750	10.1	4.6	10.1	255	38	18	9.4	2.4	94	105	3/8

All models: Hose int. 1/2"(13 mm) - @90PSI(@6.3 Bar)

Listed specifications are for reference only. Please check documents in each tool.

The CP67X3 Series - For heavy duty maintenance

COMPACT, ROBUST & POWERFUL FOR INDUSTRIAL MAINTENANCE APPLICATIONS

- Compact & Versatile for Industrial Maintenance applications
- Robust for the roughest environments and toughest usages
- Power enough to loosen virtually any bolt up to M27 (ISO 10,9)

CP6763

3/4

FEATURES

- 3/4" impact wrench with Dual retainer
- Very powerful twin hammer clutch
- Robust Steel Clutch housing

CP6763

See accessories and dimensions on pages 29-31

GENERAL MAINTENANCE | INDUSTRIAL MAINTENANCE & PRODUCTION | SUPER INDUSTRIAL

MODEL	PART NUMBER	DRIVE	BLOWS PER MIN	FREE SPEED	WORKING TORQUE (FW)		MAX TORQUE (REV)		NET WEIGHT		LENGTH		AIR CONS. @LOAD		VIBRATION LEVEL ISO 28927 (M/S2)		SOUND PRESS.	SOUND POWER	AIR INLET
		in.		rpm	ft.lb	Nm	ft.lb	Nm	lb	kg	in.	mm	cfm	l/s	a	K	ISO 15744 - dB(A)		in.
CP6763	615 159 0400	3/4	900	6,300	260-950	350-1290	1,200	1,630	12.1	5.5	8.7	222	30	14.2	9.4	1.3	96	107	3/8

All models: Hose int. 1/2" (13mm) - @90 PSI (@6.3 Bar)

Listed specifications are for reference only. Please check documents in each tool.

Strong and durable
1300 ft.lbs (1700 Nm), metal housing and steel motor

Flexibility and safety
Hole and ring retaining system

User-friendly
Very comfortable side handle, easy to use and carry around

Comfort
Ergonomic grip

Robust
Steel clutch housing
Aluminium motor housing

Ergonomic and durable
Power setting in metal, accessible from both sides, robust reverse setting

Good access
Short and compact design, v vonly 11,4 inches (290 mm) long

CP6763-D18D

3/4

COMPACT AND ROBUST D-HANDLE FOR INDUSTRIAL MAINTENANCE APPLICATIONS

FEATURES

- Ergonomic D-handle - easy to carry and use
- Robust with steel clutch housing and aluminum motor housing
- Powerful, untightening torque 1300 ft.lb (1760 Nm)

BENEFITS

- Ideal for many industrial MRO applications
- Good ergonomics giving less operator's fatigue
- Hole and ring retaining system

CP6763-D18D

CP6773

1"

FEATURES

- Short dimensions and narrow side-to-center for easy access
- Robust steel clutch housing
- Powerful twin hammer clutch: 1,200 ft.lbs (1,630 Nm)

CP6773-D18D

Same features as CP6763-D18D with 1" square drive size

Deep sockets kit 1"		
Model	Part Number	Set Quantity
SS814D metric	**894 016 6016**	4
SS808D imperial	**894 016 4479**	8

See more information about sockets on page 32-33

See accessories and dimensions on pages 29-31

GENERAL MAINTENANCE | INDUSTRIAL MAINTENANCE & PRODUCTION | SUPER INDUSTRIAL

MODEL	PART NUMBER	DRIVE	BLOWS PER MIN	FREE SPEED	WORKING TORQUE (FW)		MAX TORQUE (REV)		NET WEIGHT		LENGTH		AIR CONS. @LOAD		VIBRATION LEVEL ISO 28927 (M/S2)		SOUND PRESS.	SOUND POWER	AIR INLET
		in.		rpm	ft.lb	Nm	ft.lb	Nm	lb	kg	in.	mm	cfm	l/s	a	K	ISO 15744 - dB(A)		in.
CP6763-D18D	**615 159 0640**	3/4	730	6,600	250-1070	340-1450	1,300	1,760	14.5	6.6	11.4	290	41	19.3	11.4	2.9	98	109	1/2
CP6773	**615 159 0410**	1	900	6,300	260-950	350-1290	1,200	1,630	12.3	5.6	8.8	228	30	14.2	9.4	1.3	96	107	3/8
CP6773-D18D	**615 159 0650**	1	730	6,600	250-1070	340-1450	1,300	1,760	14.7	6.7	11.4	290	41	19.3	11.4	2.9	98	109	1/2

All models: Hose int. 1/2" (13mm) - @90 PSI (@6.3 Bar)

Listed specifications are for reference only. Please check documents in each tool.

BOLTING

Impact 3/4" & 1"

CP6060-P15H

3/4

THE BEST SUPER INDUSTRIAL 3/4"

FEATURES

- Reliable 2-jaw clutch
- Aluminum body & steel clutch housing
- Hole type socket retainer with O-ring for safety

BENEFITS

- Progressive torque thanks to the performant mechanism
- Unmatched durability with reliable 2-jaw clutch & durable housing
- Operator comfort and smooth control due to great ergonomics even at high torque levels

CP6060-P15H

CP6060-P15R

Same features as CP6060-P15H with ring retainer

Deep sockets kit 3/4"		
Model	Part Number	Set Quantity
SS618D metric	**894 016 4473**	8
SS6008D imperial	**894 016 7073**	8

See more information about sockets on page 32-33

CP6070-P15H

1"

THE BEST COMPACT & LIGHT WEIGHT SUPER INDUSTRIAL 1"

FEATURES

- Reliable 2-jaw clutch
- Aluminum body & steel clutch housing
- Hole type socket retainer with O-Ring for Safety

BENEFITS

- Progressive Performances thanks to the 2-Jaw clutch
- Superior Quality resisting to worst conditions and usages
- Unmatched comfort & lightweight for the Safety First

See accessories and dimensions on pages 29-31

GENERAL MAINTENANCE | INDUSTRIAL MAINTENANCE & PRODUCTION | SUPER INDUSTRIAL

MODEL	PART NUMBER	DRIVE	BLOWS PER MIN	FREE SPEED	WORKING TORQUE (FW)		MAX TORQUE (REV)		NET WEIGHT		LENGTH		AIR CONS. @LOAD		VIBRATION LEVEL ISO 28927 (M/S2)		SOUND PRESS.	SOUND POWER	AIR INLET
		in.		rpm	ft.lb	Nm	ft.lb	Nm	lb	kg	in.	mm	cfm	l/s	a	K	ISO 15744 - dB(A)		in.
CP6060-P15H	**615 159 0090**	3/4	1,100	4,000	200-900	270-1220	1,100	1,490	11.7	5.3	8.7	222	52.9	25	13.9	4.1	92	103	3/8
CP6060-P15R	**615 159 0100**	3/4	1,100	4,000	200-900	270-1220	1,100	1,490	11.7	5.3	8.7	222	52.9	25	13.9	4.1	92	103	3/8
CP6070-P15H	**615 159 0110**	1	1,100	4,000	200-900	270-1220	1,100	1,490	11.9	5.4	8.9	227	52.9	25	13.9	4.1	92	103	3/8

All models: Hose int. 1/2" (13mm) - @90 PSI (@6.3 Bar)

Listed specifications are for reference only. Please check documents in each tool.

Impact 1" & 1-1/2"

The CP69 Series

POWERFUL, FAST & ERGONOMIC

- Reliable & powerful oil bath Pinless Rocking Dog clutch
- Operator comfort with many ergonomic features
- 3-part construction for reducing downtime maintenance

CP6910-P24

1"

FEATURES
- Oil Bath Pinless rocking dog clutch
- D-type side handle with Rubber grip
- Metal trigger & reverse knob for longer durability

CP6930-D35

1½

POWERFUL, ROBUST & COMFORTABLE 1-1/2" IMPACT FOR INDUSTRIAL MAINTENANCE

FEATURES
- Durable twin hammer clutch with oil bath
- Reversible and teasing steel trigger
- 4-position power regulator

BENEFITS
- Powerful and durable twin hammer clutch with oil bath
- Robust aluminum housing with steel trigger
- Operator comfort and control with 4-position regulator and side D-handle

CP6920-D24

1"

FEATURES
- Reliable oil bath pinless rocking dog clutch
- Durable Aluminum body and rubber protective cover on clutch housing
- Motor with reinforced steel plates for unmatched durability

CP6920-D24

Deep sockets kit 1"		
Model	Part Number	Set Quantity
SS814D metric	**894 016 6016**	4
SS808D imperial	**894 016 4479**	8

See more information about sockets on page 32-33

See accessories and dimensions on pages 29-31

GENERAL MAINTENANCE | INDUSTRIAL MAINTENANCE & PRODUCTION | SUPER INDUSTRIAL

MODEL	PART NUMBER	DRIVE	BLOWS PER MIN	FREE SPEED	WORKING TORQUE (FW)		MAX TORQUE (REV)		NET WEIGHT		LENGTH		AIR CONS. @LOAD		VIBRATION LEVEL ISO 28927 (M/S2)		SOUND PRESS.	SOUND POWER	AIR INLET
		in.		rpm	ft.lb	Nm	ft.lb	Nm	lb	kg	in.	mm	cfm	l/s	a	K	ISO 15744 - dB(A)		in.
CP6910-P24	**615 159 0070**	1	650	5,000	370-1,550	500-2,100	1,920	2,600	22.5	10.2	11.4	290	40.2	19	8.9	2.5	97	108	1/2
CP6920-D24	**615 159 0080**	1	650	5,000	370-1,550	500-2,100	1,920	2,600	22.7	10.3	14.2	360	40.2	19	8.4	2.8	100	111	1/2
CP6930-D35	**615 159 0390**	1-1/2	850	4,300	445-1,950	600-2,650	2,875	3,900	31.6	14.4	17.3	440	64	30	15.1	5.5	102	113	1/2

All models: Hose int 5/8" (16 mm) - @90PSI(@6.3 Bar)

Listed specifications are for reference only. Please check documents in each tool.

The CP0611 Series

THE BEST SUPER INDUSTRIAL 1"

- Maximum productivity thanks to the 2-Jaw clutch
- Perfect design gives very high torque and unique ergonomics
- Unmatched durability with reliable mechanism and durable housing

CP0611P RS

1"

FEATURES

- Reliable 2-jaw clutch with the highest blows per minute (BPM)
- Full teasing trigger for a better control
- Durable aluminum body & robust steel clutch housing

CP0611P RS

ACCORDING TO APPLICATION AND/OR JOINT TYPES, SOME CLUTCH MECHANISMS OFFER CONTINUOUS AND PROGRESSIVE TORQUE SUCH AS CP'S PATENTED 2-JAW CLUTCH

See accessories and dimensions on pages 29-31

CP0611P RLS

#5 SPLINE

THE BEST SUPER INDUSTRIAL WITH SPLINE #5

FEATURES

- Reliable 2-jaw clutch with the highest blows per minute (BPM)
- Full teasing trigger for a better control
- Durable aluminum body & robust steel clutch housing

BENEFITS

- Spline #5: avoid loss of torque, reduce vibrations, increase durability of anvil
- Progressive torque thanks to the 2-Jaw clutch
- Operator comfort and control thanks to perfect ergonomic design even at VERY high torque

Deep sockets kit 1"

Model	Part Number	Set Quantity
SS814D metric	**894 016 6016**	4
SS808D imperial	**894 016 4479**	8

See more information about sockets on page 32-33

GENERAL MAINTENANCE | INDUSTRIAL MAINTENANCE & PRODUCTION | SUPER INDUSTRIAL

MODEL	PART NUMBER	DRIVE	BLOWS PER MIN	FREE SPEED	WORKING TORQUE (FW)		MAX TORQUE (REV)		NET WEIGHT		LENGTH		AIR CONS. @LOAD		VIBRATION LEVEL ISO 28927 (M/S2)		SOUND PRESS.	SOUND POWER	AIR INLET
		in.		rpm	ft.lb	Nm	ft.lb	Nm	lb	kg	in.	mm	cfm	l/s	a	K	ISO 15744 - dB(A)		in.
CP0611P RS	**615 159 0050**	1	1,020	3,500	900-1,800	1,220-2,440	2,800	3,790	23.1	10.5	10.7	272	48	22.6	16.8	4.7	102	113	1/2
CP0611P RLS	**615 159 0060**	#5	1,020	3,500	900-1,800	1,220-2,440	2,800	3,790	23.1	10.5	10.7	272	48	22.6	16.8	4.7	102	113	1/2

All models: Hose int 5/8" (16 mm) - @90PSI(@6.3 Bar)

Listed specifications are for reference only. Please check documents in each tool.

CP0611-D28L

#5 SPLINE

THE SUPER INDUSTRIAL IN RENEWED DESIGN

FEATURES
- Reliable 2-jaw clutch with the highest blows per minute (BPM)
- Full teasing (inside) trigger for a better control
- Durable aluminum body & robust steel clutch housing

BENEFITS
- Spline #5: avoid loss of torque, reduce vibrations, increase durability of anvil
- Progressive torque thanks to the 2-Jaw clutch
- Operator comfort and control thanks to perfect ergonomic design even at VERY high torque

CP0611-D28H

1”

THE SUPER INDUSTRIAL IN RENEWED DESIGN

FEATURES
- Super Industrial 1" impact wrench
- 2-jaw clutch for high torque and best comfort
- Durable aluminum body and indestructible steel clutch housing

BENEFITS
- Ideal for the most intense applications
- Operator comfort and control thanks to perfect ergonomic design even at VERY high torque
- Compact design for easy access

CP0611-D28H

See accessories and dimensions on pages 29-31

GENERAL MAINTENANCE | INDUSTRIAL MAINTENANCE & PRODUCTION | SUPER INDUSTRIAL

MODEL	PART NUMBER	DRIVE	BLOWS PER MIN	FREE SPEED	WORKING TORQUE (FW)		MAX TORQUE (REV)		NET WEIGHT		LENGTH		AIR CONS. @LOAD		VIBRATION LEVEL ISO 28927 (M/S2)		SOUND PRESS.	SOUND POWER	AIR INLET
		in.		rpm	ft.lb	Nm	ft.lb	Nm	lb	kg	in.	mm	cfm	l/s	a	K	ISO 15744 - dB(A)		in.
CP0611-D28H	615 159 0160	1	1,020	3,500	900-1,800	1,220-2,440	2,800	3,790	22.9	10.4	14.2	360	68	32	18	4.1	99	110	1/2
CP0611-D28L	615 159 0170	#5	1,020	3,500	900-1,800	1,220-2,440	2,800	3,790	22.9	10.4	0	360	68	32	18	4.1	99	110	1/2

All models: Hose int. 5/8" (16mm) - @90 PSI (@6.3 Bar)

Listed specifications are for reference only. Please check documents in each tool.

CP6120-D35H/L

HIGH POWER AND ERGONOMICS

UNIQUE FEATURES Premium Tool

NEW

1 1/2“ Premium industrial Impact Wrenches

The most productive tool for intensive use

POWERFUL
- Max torque 3600 ft.lbs - 4880 Nm

ROBUST
- Steel clutch housing
- Aluminium motor housing

USER-FRIENDLY
- Very comfortable side handle, easy to use and carry around

COMFORT
- Ergonomic grip

2-JAW: POWER AND COMFORT
- The CP solution for the most intensive applications
- Minimize side vibrations

DURABLE AND ERGONOMIC
- Robust and intuitive reverse setting

IMPROVED ERGONOMICS
- Exhaust directed away from the operator

The CP6120 Series

THE MOST PRODUCTIVE 1-1/2"

- Operator comfort and control thanks to great ergonomics even at VERY high torque
- Progressive torque due to the 2-jaw clutch
- Unmatched durability with Reliable mechanism & durable housing

UNIQUE FEATURES Premium Tool

NEW

CP6120-D35H ★★★ 1½

FEATURES

- CP:s 2-Jaw clutch for superior ergonomics and productivity
- Very robust steel clutch housing and aluminum motor housing
- Compact design for good access

BENEFITS

- Unbeatable combination of power and ergonomics
- Extremely low lateral vibrations for best comfort and safety
- Excellent durability

CP6120-D35H

CP6120-D35L
Same features as CP6120-D35H

See accessories and dimensions on pages 29-31

★ GENERAL MAINTENANCE ★★ INDUSTRIAL MAINTENANCE & PRODUCTION ★★★ SUPER INDUSTRIAL

MODEL	PART NUMBER	DRIVE	BLOWS PER MIN	FREE SPEED	WORKING TORQUE (FW)		MAX TORQUE (REV)		NET WEIGHT		LENGTH		AIR CONS. @LOAD		VIBRATION LEVEL ISO 28927 (M/S2)		SOUND PRESS.	SOUND POWER	AIR INLET
		in.		rpm	ft.lb	Nm	ft.lb	Nm	lb	kg	in.	mm	cfm	l/s	a	K	ISO 15744 - dB(A)		in.
CP6120-D35H	615 159 0120	1-1/2	960	3,500	600-2,000	815-2,710	3,600	4,880	34.5	15.7	16.5	420	60	28.3	21.8	11.8	97	108	1/2
CP6120-D35L	615 159 0130	#5	960	3,500	600-2,000	815-2,710	3,600	4,880	34.5	15.7	16.5	420	60	28.3	21.8	11.8	97	108	1/2

All models: Hose int. 3/4" (19mm) - @90 PSI (@6.3 Bar)

Listed specifications are for reference only. Please check documents in each tool.

BOLTING

Impact 1-1/2" & 2-1/2"

CP6135-D80

1½

THE BEST POWER TO WEIGHT RATIO FOR SUPER INDUSTRIAL APPLICATIONS

FEATURES

- Durable Pinless Rocking Dog clutch
- Robust aluminum body & Steel clutch housing
- Reversible and teasing steel trigger

BENEFITS

- Monster power in a lightweight and compact design
- Premium quality for the most demanding applications
- Smooth operation thanks to the teasing trigger

CP6135-D80

CP6135-D80L

Same features as CP6135-D80 with Spline #5 output

See accessories and dimensions on pages 29-31

GENERAL MAINTENANCE | INDUSTRIAL MAINTENANCE & PRODUCTION | SUPER INDUSTRIAL

MODEL	PART NUMBER	DRIVE	BLOWS PER MIN	FREE SPEED	WORKING TORQUE (FW)		MAX TORQUE (REV)		NET WEIGHT		LENGTH		AIR CONS. @LOAD		VIBRATION LEVEL ISO 28927 (M/S2)		SOUND PRESS.	SOUND POWER	AIR INLET
		in.		rpm	ft.lb	Nm	ft.lb	Nm	lb	kg	in.	mm	cfm	l/s	a	K	ISO 15744 - dB(A)		in.
CP6135-D80	615 159 0380	1-1/2	750	2,800	740-4,055	1,000-5,500	5,900	8,000	35.3	16	16	408	84.5	40	13.6	2.2	98	109	1/2
CP6135-D80L	615 159 0660	#5	750	2,800	740-4,055	1,000-5,500	5,900	8,000	35.3	16	16	408	84.5	40	13.6	2.2	98	109	1/2

All models: Hose int. 3/4" (19mm) - @90 PSI (@6.3 Bar)

Listed specifications are for reference only. Please check documents in each tool.

CP6130-T70

1½

POWERFUL, DURABLE & COMFORTABLE 1-1/2" T-HANDLE IMPACT WRENCH

FEATURES
- Reliable Double Rocking Dog clutch for all joint type
- 5-position regulator, progressive trigger & easy reverse
- Suspension hole for easy hoist/balancer attachment

BENEFITS
- Incredible breaking torque (up to M56) for Industrial Maintenance & Production applications
- Extreme durability: resistant parts, reliable mechanisms & robust housing
- Operator comfort: smooth control, low vibration & limited noise

CP6240-T120

2½

POWERFUL, DURABLE & COMFORTABLE 2-1/2" T-HANDLE IMPACT WRENCH

FEATURES
- Reliable Double Rocking Dog clutch for all joint type
- 6-position regulator, progressive trigger & easy reverse
- Suspension hole for easy hoist/balancer hooking

BENEFITS
- Incredible breaking torque (up to M72) for Industrial Maintenance & Production applications
- Extreme durability: Resistant parts, reliable mechanisms & robust housing
- Operator comfort: smooth control, low levels of vibration & limited noise



CP6240-T120

See accessories and dimensions on pages 29-31

GENERAL MAINTENANCE | INDUSTRIAL MAINTENANCE & PRODUCTION | SUPER INDUSTRIAL

MODEL	PART NUMBER	DRIVE	BLOWS PER MIN	FREE SPEED	WORKING TORQUE (FW)		MAX TORQUE (REV)		NET WEIGHT		LENGTH		AIR CONS. @LOAD		VIBRATION LEVEL ISO 28927 (M/S2)		SOUND PRESS.	SOUND POWER	AIR INLET
		in.		rpm	ft.lb	Nm	ft.lb	Nm	lb	kg	in.	mm	cfm	l/s	a	K	ISO 15744 - dB(A)		in.
CP6130-T70	615 159 0010	1-1/2	900	4,000	2,430-5,240	3,300-7,100	9,220	12,500	72.6	33	19.7	500	67.3	31.8	4.7	1.7	104	115	1
CP6240-T120	615 159 0020	2-1/2	800	3,000	3,760-9,150	5,100-12,400	18,440	25,000	132.0	60	24.1	610	74.9	35.3	4.5	1.5	107	118	1

All models: Hose int. 1" (25mm) - @90 PSI (@6.3 Bar)

Listed specifications are for reference only. Please check documents in each tool.

CP825T

SMALL & DURABLE

FEATURES
- Progressive tease throttle
- Small ratchet, only 6.5" (165 mm) long
- Convenient forward and reverse button

BENEFITS
- Ratchets for General Maintenance
- Ideal for tight access applications
- Compact and lightweight

CP828H

CP828

Same features as CP828H with 3/8" Square Drive

DURABLE

FEATURES
- Durable aluminum alloy design
- Features CP's patented TriSpring anti-slip head design
- Grease fitting on the reverse lever

BENEFITS
- General maintenance and excellent durability
- Great power up to 50 ft.lbs (70 Nm)
- General maintenance and excellent durability

CP7830HQ

CP7830Q

Same features as CP7830HQ with 3/8" square drive

POWERFUL, COMFORTABLE & DURABLE

FEATURES
- Adjustable side exhaust, low noise
- Progressive tease throttle
- Highest torque on the market: 90 ft.lbs (122 Nm)

BENEFITS
- Ratchet for General Maintenance applications
- High torque & durable
- Light weight and well balanced tool

See accessories and dimensions on pages 29-31

GENERAL MAINTENANCE | INDUSTRIAL MAINTENANCE & PRODUCTION | SUPER INDUSTRIAL

MODEL	PART NUMBER	DRIVE	FREE SPEED	WORKING TORQUE (FW)		MAX TORQUE (FW)		NET WEIGHT		LENGTH		AIR CONS @FREE SPEED		VIBRATION LEVEL ISO 28927 (M/S2)		SOUND PRESS.	SOUND POWER	AIR INLET
		in.	rpm	ft.lb	Nm	ft.lb	Nm	lb	kg	in.	mm	cfm	l/s	a	k	ISO 15744 - db(a)		in.
CP7830HQ	894 107 8308	1/2	190	10-90	13-122	90	122	2.7	1.2	12	305	21.0	8.7	4.1	1.4	85	96	1/4
CP7830Q	894 107 8306	3/8	190	10-90	13-122	90	122	2.7	1.2	12	305	21.0	8.7	4.1	1.4	85	96	1/4
CP825T	T023190	3/8	200	5-15	7-21	15	21	1.9	0.9	6.5	165	11.0	5.1	3	1.2	87	98	1/4
CP828	T022708	3/8	150	10-50	13-70	50	70	2.4	1.1	10	254	15.0	7.1	3.2	1.3	97	108	1/4
CP828H	T022970	1/2	150	10-50	13-70	50	70	2.4	1.1	10	254	15.0	7.1	3.2	1.3	97	108	1/4

All models: Hose int. 3/8" (10mm) - @90 PSI (@6.3 Bar)

Listed specifications are for reference only. Please check documents in each tool.

Kits - Accessories

INCLUDED ACCESSORIES

DESCRIPTION	CP8222/32/42	CP8252	CP8272	CP6060	CP0611	CP6910/20	CP6120
Retainer ring with steel insert	-	-	-	C155472	C134692	-	C134695
Support handle	-	-	-	-	CA048548	205 053 1433	CA048548
Band-Handle	-	-	-	-	C116388	-	C119061
Screw-Allen Cap	-	-	-	-	C064806	-	P073025
Suspension Hook	205 055 6993	205 055 7153	205 055 9893	-	-	894 016 6788	-
Protective Cover	205 053 3633	205 053 3643	205 053 3653	-	-	205 055 4943	-

OPTIONAL ACCESSORIES

PERFECT PACK

PERFECT PACK CONTENT

ALWAYS GET THE BEST CONDITIONS FOR YOUR APPLICATIONS

- ►SUFFICIENT PRESSURE
- ►CONSTANT AIRFLOW
- ►PROPER COUPLINGS AND NIPPLES
- ►CORRECT CONNECTION TO THE TOOL (AS RECOMMENDED IN THE OPERATOR MANUAL)
- ►BETTER ERGONOMICS

PERFECT PACK PART NUMBER 615 812 0120

ITEM INCLUDED	SPECIFICATIONS	PART NO.
Airflex	1/2" NPT	894 017 1567
Whip 1/2" NPT	1/2" NPT	CA049270
Nipple ISO6150B	11 mm 1/2" Fem	615 810 5870
EF Coupling ISO6150B	11 mm Hose Con. 16 mm	615 810 5480
Effi Max Hose	5/8" (16mm) - 20 m	615 810 9010
Pressure Clamp HD x2	For rubber 22-25 mm	615 811 0050
Nipple ISO6150B	11 mm Hose Con. 16 mm	615 810 6200
EF Coupling ISO6150B	11 mm 1/2" Male	615 810 5100
FRL	2 stages 1/2" NPT	894 016 8517
FRL Stand	For 1/2" metallic FRL	615 812 0450
Oil Bottle	ProtectoLub 120 ml	CA149661
Gloves	XL size	894 015 8619

INLINE OILERS

MODEL NUMBER	CAPACITY	THREAD SIZE	MAXIMUM WORKING PRESSURE
618 812 0480	30 ml (0.008 gal)	1/4" BSP	34.0 bar (500psi)
615 812 0490	40 ml (0.010 gal)	1/2" BSP	34.0 bar (500psi)
615 812 0500	110 ml (0.029 gal)	3/4" BSP	18.0 bar (260psi)

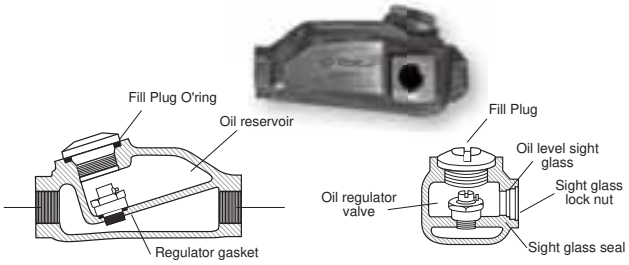

OPTIONAL ACCESSORIES

RETAINER RING WITH STEEL INSERT

One piece retainer made with polyurethane and a steel inserts. Better safety than traditional retainers

SQUARE DRIVE	INSIDE DIAMETER OF RET RING		PART NO.
	in.	mm	
3/4"	1-1/4	31	**C155467**
3/4"	1-7/16	36	**C155468**
3/4"	1-5/8	41	**C134690**
3/4"	1-3/4	44	**C134691**
3/4"	2	51	**C155585**
1"	1-3/4	44	**C155470**
1"	2	51	**C155471**
1"	2-1/8	54	**C155472**
1"	2-1/4	57	**C134692**
1"	2-1/2	63	**C155473**
1-1/2"	2-7/8	73	**C134693**
1-1/2"	3-3/8	86	**C134694**
1-1/2"	3-7/8	98	**C134695**
1-1/2"	4-3/8	111	**C134696**

1/2" SQUARE DRIVE

MODEL	DESCRIPTION	PART NO.
CP6500	1/2" square drive with 2" (50mm) extension and friction ring retainer	**CA148629**

OIL PROTECTO-LUBE

DESCRIPTION	PART NO.
Oil for cleaning motor parts (0.12L)	**CA149661**
Oil for cleaning motor parts (0.59L)	**CA000046**
Oil for air lubrication (3.8L)	**P089507**



GREASE PNEU-LUBE FOR CLUTCH	PART NO.
Grease gun (A)	**C098689**
Clutch Grease Cartridge (400g) (B)	**894 015 8456**
Clutch Grease Tube (100g) Air Tool Oil (C)	**894 015 8455**

GLOVES

DESCRIPTION	PART NO.
Impact Gloves: Medium	**894 017 1574**
Impact Gloves: Large	**894 015 8618**
Impact Gloves: X Large	**894 015 8619**
Impact Gloves: XX Large	**894 017 1573**

PROTECTIVE COVERS

TOOL	PART NO.
CP724, CP726	**CA146522**
CP8222-P/-R	**205 053 3633**
CP8232-QC	**205 053 3633**
CP8242-P/-R	**205 053 3633**
CP8252-P/-R	**205 053 3643**
CP8272-P/-D	**205 053 3653**
CP828H	**CA133961**
CP825 (T)	**CA140128**
CP7830Q (HQ)	**CA147993**

MAGNETIC TOOL HOLDER

MODEL	PART NO.
CP9841	**894 016 6664**

MAXIMUM 5,5 LBS (2.5 KG)

BALANCERS SELECTION (More balancers p208 & 209)

Spring retractor

BALANCER TYPE	MODEL	LOAD RANGE		STROKE		NET WEIGHT		PART NUMBER	CP TOOLS
		LB.	KG	FT	MM	LB.	KG		
Spring retractor	**CP9912**	2.2-4.4	1.0-2.0	5.2	1,600	1.3	0.6	**894 109 9120**	**CP8222/8242**
	CP9913	4.4-6.6	2.0-3.0	5.2	1,600	1.5	0.7	**894 109 9130**	**CP8252**
	CP9936	4.4-8.8	2.0-4.0	8.2	2,500	6.4	2.9	**894 109 9360**	**CP8272**
Reaction free	**CP9956**	22-30.9	10-14	6.5	2,000	12.1	5.5	**894 109 9560**	**CP6910/6920**
	CP9957	31-39.7	14-18	6.5	2,000	14.3	6.5	**894 109 9570**	**CP6930**
	CP9966	77-99	35-45	6.5	2,000	27.3	12.4	**894 109 9660**	**CP6130**
	CP9968	121-143	55-75	6.5	2,000	30.0	13.6	**894 109 9680**	**CP6240**

Reaction free

Spares & Dimensions

TUNE-UP KITS & REPAIR KITS

MODEL	TUNE-UP KIT	REPAIR KIT
CP0611 series	205 056 3213	-
CP6060-P15R	205 056 0073	-
CP6060-P15H	205 056 0073	-
CP6070-P15H	205 056 0073	-
CP6120-D35H	615 399 0710	-
CP6120-D35L	615 399 0710	-
CP6130-T70	894 017 1028	
CP6135-D80	615 398 2790	
CP6135-D80L	615 398 2790	
CP6240-T120	894 017 1046	
CP6300RSR	C157304	C157305
CP6500RSR/RS	894 015 8638	894 015 8640
CP6728/38	615 398 9140	-
CP6748	205 056 2663	-
CP6748EX-P12R	894 017 1687	-
CP6763	894 017 1687	-
CP6768/78EX-P18D	615 398 9420	
CP6773	894 017 1687	-
CP6773/63-D18D	894 017 3716	-
CP6910-P24/6920-D24	205 052 0693	-

MODEL	TUNE-UP KIT	REPAIR KIT
CP6930D35	205 056 0813	-
CP721	CA118880	-
CP724H	CA155218	CA155310
CP726H	CA155309	CA155311
CP7711	895 028 0068	
CP7721	894 017 3515	
CP7830HQ	894 016 2552	894 015 8614
CP7830Q	894 016 2552	894 015 8613
CP8222-P/-R	894 055 7013	205 052 1393
CP8232-QC	894 055 7013	-
CP8242-P/-R	205 055 7013	205 052 1403
CP8252-P/-R	205 055 7163	205 052 1423
CP825T	CA155091	CA155093
CP8272D/P	205 055 7343	-
CP828	CA155086	CA155084
CP828H	CA155086	CA155085
CP9541	C137164	C137478
CP9542	C137164	C137165
CP9561	C137569	CA157719

DIMENSIONS

PISTOL GRIP

MODEL	DIMENSIONS					
	L		H		SIDE TO CENTER - A	
	in.	mm	in.	mm	in.	mm
CP0611P ...	10.7	272	10.7	273	1.81	46
CP6060/70-P15	7.6	194	9.8	250	1.46	37
CP6300 RSR	6.0	152	7.7	197	1.26	32
CP6500 RS/RSR	7.0	178	8.1	205	1.26	32
CP6728/CP6738	6.9	175	6.8	172	-	-
CP6748EX-P11R	7.9	200	7.5	190	1.41	36
CP6768EX-P18D	9.8	250	8.3	210	-	-
CP6778EX-P18D	10.0	255	8.3	210	-	-
CP6763/73	8.8	222	9.1	232	1.61	41
CP6763/73-D18D	11.4	290	6.5	165	-	-
CP6910-P24	11.4	290	10.8	275	3.82	97
CP721	6.6	167	6.1	155	0.91	23
CP724/726H	6	152	7.5	190	0.95	24
CP7721/11	6.3	160	3.5	90	1.81	46
CP8222/32/42	7	178	7.3	185	1.18	30
CP8252-P/-R	7.9	200	7.9	200	1.38	35
CP8272-D/-P	9.1	230	8.3	210	1.57	40
CP9541/42	6.6	168	7.2	184	1.18	30
CP9561	8.5	216	9.2	235	1.53	39

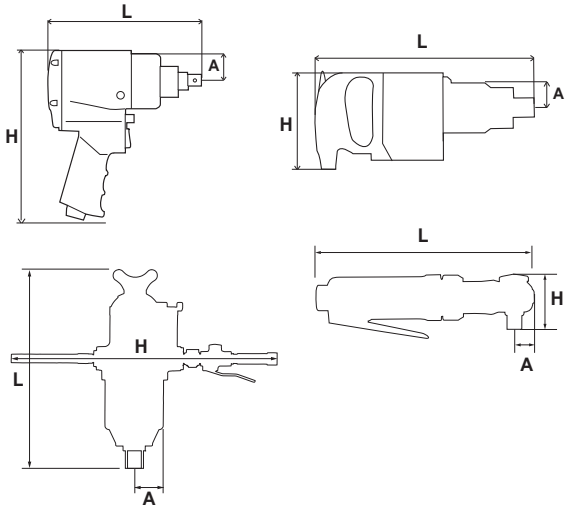

RATCHETS

MODEL	DIMENSIONS					
	L		H		SIDE TO CENTER - A	
	in.	mm	in.	mm	in.	mm
CP825T	6.5	165	1.42	36	0.59	15
CP828/H	10	254	1.97	50	0.79	20
CP7830Q/HQ	12	305	1.77	45	0.87	22

D-HANDLE & T-HANDLE

MODEL	DIMENSIONS					
	L		H		SIDE TO CENTER - A	
	in.	mm	in.	mm	in.	mm
CP0611 ...	12.5	318	6.2	158	1.81	46
CP6110 ...	13.0	330	6.3	160	1.61	44
CP6120 ...	14.8	375	6.5	165	2.12	54
CP6130-T70	19.7	500	33.5	850	3.14	80
CP6135-D80	16.1	409	7.8	198	2.65	68
CP6240-T120	24.1	610	37.4	950	3.54	90
CP6920-D24	14.2	360	7.9	200	3.86	97
CP6930-D35	16.3	415	9.25	235	2.56	65

Impact Sockets

SET - 1/4˝ SQUARE DRIVE IMPACT SOCKETS

MODEL	PART NUMBER	TYPE	NO. OF PIECES	DIMENSIONS
METRIC (mm)				
SS2114	894 016 4436	STANDARD	14	4, 4.5, 5, 5.5, 6, 7, 8, 9, 10, 11, 12, 13, 14 & 15 mm
SS2114D	894 016 4437	DEEP	14	4, 4.5, 5, 5.5, 6, 7, 8, 9, 10, 11, 12, 13, 14 & 15 mm
SS2112G	894 016 4439	MAGNETIC	12	5, 5.5, 6, 7, 8, 9, 10, 11, 12, 13, 14 & 15 mm
SS2112DG	894 016 4440	DEEP MAGNETIC	12	5, 5.5, 6, 7, 8, 9, 10, 11, 12, 13, 14 & 15 mm
SAE (in)				
SS2010	894 016 4441	STANDARD	10	3/16", 7/32", 1/4", 9/32", 5/16", 11/32", 3/8", 7/16", 1/2" & 9/16"
SS2010E	894 016 4442	DEEP	10	3/16", 7/32", 1/4", 9/32", 5/16", 11/32", 3/8", 7/16", 1/2" & 9/16"
SS206U	894 016 4443	UNIVERSAL	6	1/4", 5/16", 3/8", 7/16", 1/2" & 9/16"
SS209G	894 016 4444	MAGNETIC	9	3/16", 7/32", 1/4", 9/32", 5/16", 11/32", 3/8", 7/16" & 1/2"
SS209DG	894 016 4445	DEEP MAGNETIC	9	3/16", 7/32", 1/4", 9/32", 5/16", 11/32", 3/8", 7/16" & 1/2"

SET - 3/8˝ SQUARE DRIVE IMPACT SOCKETS

MODEL	PART NUMBER	TYPE	NO. OF PIECES	DIMENSIONS
METRIC (mm)				
SS3113	894 016 4446	STANDARD	13	7, 8, 9, 10, 11, 12, 13, 14, 15, 16, 17, 18 & 19 mm
SS3113D	894 016 4447	DEEP	13	7, 8, 9, 10, 11, 12, 13, 14, 15, 16, 17, 18 & 19 mm
SS3110U	894 016 4448	UNIVERSAL	10	10, 11, 12, 13, 14, 15, 16, 17, 18 & 19 mm
SS3110DU	894 016 4449	DEEP UNIVERSAL	10	10, 11, 12, 13, 14, 15, 16, 17, 18 & 19mm
SS3113G	894 016 4450	MAGNETIC	13	7, 8, 9, 10, 11, 12, 13, 14, 15, 16, 17, 18 & 19 mm
SS3113DG	894 016 4451	DEEP MAGNETIC	13	7, 8, 9, 10, 11, 12, 13, 14, 15, 16, 17, 18 & 19 mm
SAE (in)				
SS3012	894 016 4452	STANDARD	12	5/16", 3/8", 7/16", 1/2", 9/16", 5/8", 11/16", 3/4", 13/16", 7/8", 15/16" & 1"
SS3012D	894 016 4453	DEEP	12	5/16", 3/8", 7/16", 1/2", 9/16", 5/8", 11/16", 3/4", 13/16", 7/8", 15/16" & 1"
SS3012U	894 016 4454	UNIVERSAL	12	5/16", 3/8", 7/16", 1/2", 9/16", 5/8", 11/16", 3/4", 13/16", 7/8", 15/16" & 1"
SS3012DU	894 016 4455	DEEP UNIVERSAL	12	5/16", 3/8", 7/16", 1/2", 9/16", 5/8", 11/16", 3/4", 13/16", 7/8", 15/16" & 1"
SS309G	894 016 4456	MAGNETIC	9	1/4", 5/16", 3/8", 7/16", 1/2", 9/16", 5/8", 11/16" & 3/4"
SS309DG	894 016 4457	DEEP MAGNETIC	9	1/4", 5/16", 3/8", 7/16", 1/2", 9/16", 5/8", 11/16" & 3/4"

SET - 1/2˝ SQUARE DRIVE IMPACT SOCKETS

MODEL	PART NUMBER	TYPE	NO. OF PIECES	DIMENSIONS
METRIC (mm)				
SS4114	894 016 4458	STANDARD	14	10, 11, 12, 13, 14, 15, 16, 17, 18, 19, 21, 22, 26 & 27 mm
SS4114D	894 016 4459	DEEP	14	10, 11, 12, 13, 14, 15, 16, 17, 18, 19, 21, 22, 26 & 27 mm
SS4113U	894 016 4460	UNIVERSAL	13	12, 13, 14, 15, 16, 17, 18, 19, 20, 21, 22, 23 & 24 mm
SS4113DU	894 016 4461	DEEP UNIVERSAL	13	12, 13, 14, 15, 16, 17, 18, 19, 20, 21, 22, 23 & 24 mm
SS4112G	894 016 4462	MAGNETIC	12	10, 11, 12, 13, 14, 15, 16, 17, 18, 19, 20 & 21 mm
SS4112DG	894 016 4463	DEEP MAGNETIC	12	10, 11, 12, 13, 14, 15, 16, 17, 18, 19, 20 & 21 mm
SS413DTW	894 016 6760	THIN WALL	3	17, 19 & 21 mm
SS413WP	894 016 4464	THIN WALL WHEEL PROT.	3	17, 19 & 21 mm
SS414WP	894 016 8375	THIN WALL WHEEL PROT.	4	17, 19, 21 & 22 mm
SS435B	894 016 8376	TORQUE LTD EXT BAR	5	100, 110, 120, 135 & 150 Nm
SAE (in)				
SS4013	894 016 4465	STANDARD	13	7/16", 1/2", 9/16, 5/8", 11/16", 3/4", 13/16", 7/8", 15/16", 1", 1-1/16", 1-1/8" & 1-1/4"
SS4013D	894 016 4466	DEEP	13	7/16", 1/2", 9/16, 5/8", 11/16", 3/4", 13/16", 7/8", 15/16", 1", 1-1/16", 1-1/8" & 1-1/4"
SS4014U	894 016 4467	UNIVERSAL	14	7/16", 1/2", 9/16, 5/8", 11/16", 3/4", 13/16", 7/8", 15/16", 1", 1-1/16", 1-1/8", 1-3/16" & 1-1/4"
SS4014DU	894 016 4468	DEEP UNIVERSAL	14	7/16", 1/2", 9/16, 5/8", 11/16", 3/4", 13/16", 7/8", 15/16", 1", 1-1/16", 1-1/8", 1-3/16" & 1-1/4"
SS4011G	894 016 4469	MAGNETIC	11	3/8", 7/16", 1/2", 9/16, 5/8", 11/16", 3/4", 13/16", 7/8", 15/16" & 1"
SS4011DG	894 016 4470	DEEP MAGNETIC	11	3/8", 7/16", 1/2", 9/16, 5/8", 11/16", 3/4", 13/16", 7/8", 15/16" & 1"
METRIC (mm) & **SAE** (in)				
SS4211WP	894 016 4471	THIN WALL WHEEL PROT.	11	3/4", 13/16", 7/8", 15/16", 1", 1-1/16" - 17, 19, 21, 22, 23 mm
SS4229D	894 016 6940	WHEEL SERVICE	29	DP 7/16", 1/2", 9/16", 5/8", 11/16", 3/4", 13/16", 7/8", 15/16", 1", 1-1/16", 1-1/8", 1-1/4" - DP 10, 11, 12, 13, 14, 15, 16, 17, 18, 19, 21, 22, 26, 27 mm, DP 3/4"x13/16, Flip DP 19x21 mm)

SET - 1/2" SQUARE DRIVE FLIP SOCKETS

MODEL	PART NUMBER	TYPE	NO. OF PIECES	DIMENSIONS
SS422FTW	894 016 9701	FLIP SOCKET DEEP THIN WALL	2	3/4" x 13/16", 19mm x 21mm
SS422FD	894 016 9702	FLIP SOCKET DEEP	2	3/4" x 13/16", 19mm x 21mm

SET - 3/4´´ SQUARE DRIVE IMPACT SOCKETS

MODEL	PART NUMBER.	TYPE	NO. OF PIECES	DIMENSIONS
METRIC (mm)				
SS618	894 016 4472	STANDARD	8	26, 27, 29, 30, 32, 35, 36 & 38 mm
SS618D	894 016 4473	DEEP	8	26, 27, 29, 30, 32, 35, 36 & 38 mm
SS6111DWS	894 016 7072	WHEEL SERVICE	11	Square: 17, 19, 21mm - Deep: 27, 30, 32, 33, 35, 36, 38 & 41 mm
SAE (in)				
SS6008D	894 016 7073	DEEP	8	1", 1-1/16", 1-1/8", 1-1/4", 1-5/16", 1-3/8", 1-7/16" & 1-1/2"
SS6014D	894 016 4475	DEEP	14	3/4", 13/16", 7/8", 15/16", 1", 1-1/16", 1-1/8", 1-3/16", 1-1/4", 1-5/16", 1-3/8", 1-7/16", 1-1/2" & 1-5/8"
SS6014	894 016 4474	STANDARD	14	3/4", 13/16", 7/8", 15/16", 1", 1-1/16", 1-1/8", 1-3/16", 1-1/4", 1-5/16", 1-3/8", 1-7/16", 1-1/2" & 1-5/8"

SET - 1" SQUARE DRIVE IMPACT SOCKETS

MODEL	PART NUMBER	TYPE	NO. OF PIECES	DIMENSIONS
METRIC (mm)				
SS818	894 016 4476	STANDARD	8	27, 30, 32, 33, 35, 36, 38 & 41 mm
SS814D	894 016 6016	DEEP	4	27, 32, 33 & 36 mm
SS818D	894 016 4477	DEEP	8	27, 30, 32, 33, 35, 36, 38 & 41 mm
SS8107WS	894 016 7877	WHEEL SERVICE	7	5 deep: 27, 33, 35, 36, 41mm / 2 sq: 17, 21 mm
SAE (in)				
SS808	894 016 4478	STANDARD	8	7/8", 15/16", 1", 1-1/16", 1-1/8", 1-3/16", 1-1/4" & 1-1/2"
SS808D	894 016 4479	DEEP	8	7/8", 15/16", 1", 1-1/16", 1-1/8", 1-3/16", 1-1/4" & 1-1/2"
METRIC (mm) & **SAE** (in)				
SS8208WS	894 016 7876	WHEEL SERVICE	8	3 std (7/8", 1", 33mm); 3 deep (1-1/16", 1-1/8", 1-1/4"); 13/16" sq; 1-1/2" controlled depth
SS8205WS	894 016 6943	WHEEL SERVICE	5	DP 33mm, 1-1/2", TW 1-1/8", 1-1/4", Sq 13/16"
SS8210HDW	894 016 6939	WHEEL SERVICE	10	DP 33 mm, 1", 1-3/16", 1-3/4" TW, DP 1-1/16", 1-1/8", 1-1/4", Ctrld DP 1-1/2", Sq 13/16" & 15/16"

1-1/2" IMPACT SOCKETS - SINGLE PIECES

MODEL	DESCRIPTION	PART NO.
S1041M	1-1/2" DR STD Impact Socket 41mm	894 016 9348
S1046M	1-1/2" DR STD Impact Socket 46mm	894 016 9349
S1050M	1-1/2" DR STD Impact Socket 50mm	894 016 9350
S1055M	1-1/2" DR STD Impact Socket 55mm	894 016 9351
S1060M	1-1/2" DR STD Impact Socket 60mm	894 016 9352
S1065M	1-1/2" DR STD Impact Socket 65mm	894 016 9353
S1070M	1-1/2" DR STD Impact Socket 70mm	894 016 9354
S1075M	1-1/2" DR STD Impact Socket 75mm	894 016 9355
S1080M	1-1/2" DR STD Impact Socket 80mm	894 016 9356
S1085M	1-1/2" DR STD Impact Socket 85mm	894 016 9357
S1090M	1-1/2" DR STD Impact Socket 90mm	894 016 9358
S1080MD	1-1/2" DR Deep Impact Socket 80mm	894 016 9359

SAFETY FIRST !

RETAINING RING WITH STEEL INSERT GUARANTEES SOCKET RETENTION TO THE ANVIL. CHECK RETAINING RING SIZES FOR 3/4", 1", AND 1-1/2" ANVILS ON PAGE 30

Ergoseat

CP87029 NEW

HIGH ERGONOMY
- Balancer -> no need to hold the tool
- 2x45° = 90° arm rotation

ROBUST
- Strong steel tube
- Industrial Filter Regulator Lubricator
- Stable with 2 Large rear wheels

COMFORT
- Disc seat for multi position sitting
- Hook for tool parking position

EASY TO USE
- Socket support
- Hose support on the back
- Can be use between 2 buses

EASY TO MOVE
- 360° front wheels
- Lightweight : 35kg / 77lbs

CP Ergoseat can be used either with Blue Tork or with CP air impact wrenches such as CP6910, CP6920 or CP6930 models for example.

MODEL	PART NUMBER	WIDTH		LENGTH		HEIGHT		WEIGHT		TREADSIZE	THREAD TYPE
		mm	in.	mm	in.	mm	in.	kg	lb	in.	
CP87029	894 108 7029	510	20	1020	40.15	1950	76.77	35	77.16	3/4	NPT

NUTRUNNERS

The most reliable and ergonomic solution for heavy machinery, railway, oil and gas, and construction tightening applications

TOOL SELECTION

1 - Reaction bar type
2 - Rotating direction
3 - Number of Torque presets for BlueTork
4 - Torque value defined with ATC pack for CP66.

CP7600xB

CP7600C

CP66xx

BLUETORK NUTRUNNERS

1 Choose reaction bar type

..... **xB**

with long-reaching reaction blade (included)

..... **C**

standard for spring loaded cup or Japanese type cup (not included)

Spring loaded cup
894 016 4622

Japanese type cup
894 016 7401

2 Select either Forward or Fwd/Rev tool

- ... Forward only



R ... Forward and reverse

3 Select number of preset torques needed

- ... 1 torque preset

4P... 4 torque presets

CP7600xB ★★★

1"

CP7600C

Same features as CP7600xB but short version and CUPS reaction bar in option

THE MOST ERGONOMIC & EFFICIENT SOLUTION FOR TRUCKS AND BUSES WHEEL MAINTENANCE

FEATURES

- Air Shut-off clutch at preset torque
- Integrated reaction bar standard with blade
- Low noise level: 79 dB(A)

BENEFITS

- Selection Up to 4 calibrated tightening Torque
- Accurate torque (+/-5%)
- Increased operator comfort for greater productivity

Spring loaded cup
894 016 4622

Japanese type cup
894 016 7401

CUPS (TO BE ORDERED WITH THE CP7600C)

ACCESSORIES

DESCRIPTION	PART NUMBER
Protective cover 1P - Black	**894 016 4648**
Protective cover 1P - Blue	**894 016 4649**
Protective cover 4P - Black	**894 016 4650**
Protective cover 4P - Blue	**894 016 4651**

DESCRIPTION	PART NUMBER
Impact Gloves: Medium	**894 017 1574**
Impact Gloves: Large	**894 015 8618**
Impact Gloves: X Large	**894 015 8619**
Impact Gloves: XX Large	**894 017 1573**

DESCRIPTION	PART NUMBER
Suspension yoke Reversible	**894 016 6654**
Suspension yoke Non reversible	**894 016 6659**

MODEL	SQUARE DRIVE	SHUT-OFF TORQUE RANGE				FREE SPEED	MAX. AIR CONSUMPTION		AIR INLET
		Min		Max					
	in.	ft.lb	Nm	ft.lb	Nm	rpm	cfm	l/s	NPTF
All CP7600	1	330	450	665	900	100	40	19	3/8"

MODEL	PART NUMBER	REACTION BAR TYPE	REVERSIBILITY	TORQUE PRESETS	OVERALL LENGTH		NET WEIGHT	
					in.	mm	lb	kg
CP7600xB	**894 107 6010**	xB reaction bar	Non Reversible	1	12.9	328	13.2	6.0
CP7600xB-R	**894 107 6011**	xB reaction bar	Reversible	1	13.6	345	14.6	6.6
CP7600xB-R4P	**894 107 6015**	xB reaction bar	Reversible	4	15.0	380	15.2	6.9
CP7600C-R	**894 107 6031**	C reaction bar	Reversible	1	13.6	345	16.3	7.4
CP7600C-R4P	**894 107 6035**	C reaction bar	Reversible	4	15.0	380	17.0	7.7

The CP6613/26/41 Series

THE MOST ROBUST PNEUMATIC NUTRUNNER IN ITS CLASS

NEW

A handy tool for flange-related and other bolting applications in the oil & gas, power generation, and wind energy segments.
The CP66 nutrunner series will also be a valuable asset for remanufacturing, maintenance, repair and overhaul operations in the mining, off-road and heavy-truck segments.

ACCURATE

- Capable of reaching high torque accuracy
- With ATC Pack:
  - Precise air pressure adjustment with digital gauge
  - Pressure drop checking for torque validation

ROBUST

- Replaceable protective cover with integrated bumper
- Reliable gearbox : 13000 cycles before maintenance
- Vane type high performance air motor same as industrial impact wrench

VERSATILE

- Continuous rotation for any heavy duty fastening
- Effortless access to the tightening point with one of the smallest gearboxes in this tool category

ERGONOMIC

- Special Chicago Pneumatic design grip
- Lightweight
- Swiveling handle
- One-finger reverse mode

STRONG LIGHT WEIGHT REACTION ARM

- Weldox700 material
- Less strain on operator
- Different arm types and shapes available

AIR TORQUE CONTROL (ATC) FRL PACK

Great accuracy with a fine pressure adjustment

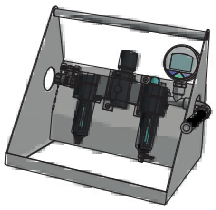

Combine the CP66 nutrunners with the most ergonomic air supply solution, for high torque tightening and pressure drop display

INDUSTRIAL FRL

- 50 l/s max air flow
- Automatic drain valve water
- Metallic bowls material

DIGITAL GAUGE

- Extremely precise pressure set up
- Pressure drop display
- Ergonomic display

ROBUST

- Strong metallic FRL portable stand
- Industrial calibrated digital gauge

MODEL	PART NUMBER	SQUARE DRIVE	BOLT SIZE		FREE SPEED AT 6.3 BARS	MINIMUM TORQUE AT 1.5 BAR		MAX TORQUE AT 6.3 BARS		AIR CONS. @ LOAD		TOOL WEIGHT WITHOUT REACTION ARM		TOOL WEIGHT WITH REACTION ARM		SOUND PRESSURE	AIR INLET THREAD (NPT)	VIBRATION
		in.	mm	in.	rpm	ft-lbs.	Nm	ft-lbs.	Nm	cfm	l/s	lbs.	kg	lbs.	kg	dB(A)	in.	m/s²
CP6613 + ATC PACK	615 180 0120	3/4“	20-27	3/4-1-1/16	20	236	320	960	1300	48	23	8.3	3.8	9.7	4.4	101	3/8	<2.5
CP6613 tool only	615 180 0090																	
CP6626 + ATC PACK	615 180 0130	1“	20-36	3/4-1-3/8	10	520	700	1900	2600	48	23	11.2	5.1	12.5	5.7	101	3/8	<2.5
CP6626 tool only	615 180 0100																	
CP6641 + ATC PACK	615 180 0140	1“	30-45	1-3/16-1-3/4	10	738	1000	3100	4100	65	31	19.4	8.8	21.8	9.9	101	3/8	<2.5
CP6641 tool only	615 180 0110																	

Hose int. 5/8" (9.5mm) for CP66 series. Air pressure range from 21.7 PSI (1.5 Bar) to 90 PSI (6.3 Bars)
For all models: declared noise and vibration emissions according to ISO 28927-2 and ISO 15744.

Listed specifications are for reference only. Please check documents in each tool.

DIMENSIONS

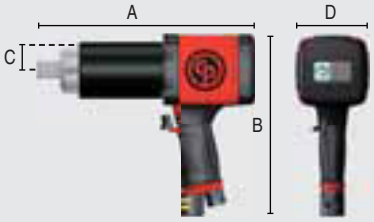

MODEL	A		B		C		D	
	in.	mm	in.	mm	in.	mm	in.	mm
CP6613	10	254	8.34	212	1.26	32	2.83	72
CP6626	11.81	300	8.34	212	1.34	34	2.83	72
CP6641	14.21	361	8.97	228	1.57	40	3.94	100

CP66 SERIES SPECIFIC ACCESSORIES

MODEL	S TYPE REACTION ARM
CP6613	615 813 1800
CP6626	615 813 1810
CP6641	615 813 1820

MODEL	SQUARE BRACKET
CP6613	615 813 1890
CP6626	615 813 1900
CP6641	615 813 1910

MODEL	STEEL SPACE BAR
CP6613	615 813 1830
CP6626	615 813 1840
CP6641	615 813 1850

MODEL	SUSPENSION YOKE
CP6613	615 813 1770
CP6626	615 813 1780
CP6641	615 813 1790

MODEL	SLIDING-DRIVE
CP6613	615 813 1860
CP6626	615 813 1870
CP6641	615 813 1880

ACCESSORIES SELECTION

NEW

AIR TORQUE CONTROL FRL PACK

This pack can also be ordered directly with the tool, using the "Tool + ATC FRL Pack" part number

MODEL	PART #	DESCRIPTION
ATC FRL Pack	615 813 2090	Contains: FRL + digital gauge / 3-meter hose / Coupling
FRL + digital gauge only	615 813 2110	It is recommended to use the FRL and digital gauge with the 3-meter hose, to ensure the gauge accuracy

CP EFFI MAX 3-METER HOSE

CP EFFI is a premium line of rubber hoses

PART #	HOSE LENGHT		HOSE DIAM. (IDXOD)		AIR FLOW		MAX WORKING PRESSURE	
	FT	M	IN. ID	MM	CFM	L/SEC	BAR	PSI
615 813 2080	9.8	3	⅝	16x22.5	91.1	43	16	232

Same as the hose provided in the Air Torque Control FRL Pack

CP EFFI MAX HOSE WHIP

PART # NPT	PART # BSP	HOSE DIAM.		THREAD SIZE	HOSE LENGHT	
		IN.	MM	IN.	FT	M
CA047271	615 811 2640	½	13	⅜	2.0	0.6

CP AIR FLEX

360° swivel

PART # NPT	PART # BSP	THREAD SIZE	MAX. FLOW	
		IN.	CFM	L/SEC
894 017 1571	894 017 1570	⅜	74	35

BALANCERS

CORRESP. TOOL	BALANCER MODEL	PART #	LOAD RANGE		STROKE		NET WEIGHT	
			LB.	KG	FT	M	LB.	KG
CP6613	CP9937	894 109 9370	8.8-13.2	4.0-6.0	8.2	2.5	7.1	3.2
CP6626	CP9938	894 109 9380	13.2-17.6	6.0-8.0	8.2	2.5	7.7	3.5
CP6641	CP9939	894 109 9390	17.6-22.0	8.0-10	8.2	2.5	8.2	3.7

SERVICE

MODEL	MOTOR SERVICE KIT PART #	HOUSING SERVICE KIT PART #
CP6613	615 399 3810	615 399 3590
CP6626	615 399 3820	615 399 3600
CP6641	615 399 3830	615 399 3610

See accessories and dimensions on pages 196 and following

HYDRAULIC BOLTING

TITAN T-Series hydraulic torque wrenches are designed to be stronger and longer-lasting than any other similar products on the market.

The **LP Series** offers a low nose and flat design for extremely tight application accessibility without sacrificing power.

HOW TO SELECT YOUR HYDRAULIC BOLTING TOOL?

STEP 1 AND 2

Torque

- Select the power head cyclinder or T tool depending on torque required.

Application

- Select the right link depending on the power head cylinder chosen and the hexagonal bolt size required.

STEP 3

Pump

- Select the right pump depending on the torque required and the frequency of use.

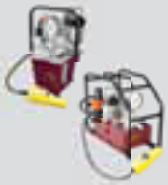

STEP 4

Hose / Accessories

- Select the hose length and accessories depending on the application.

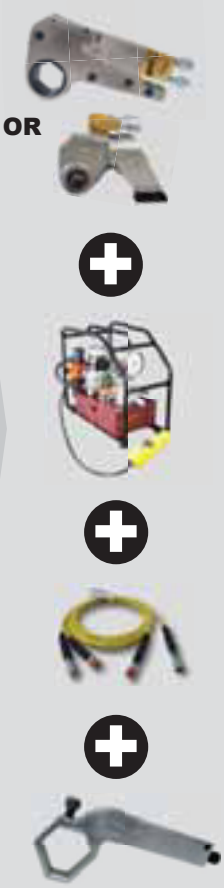

HYDRAULIC BOLTING

These charts will help you to define your selection depending on the torque and hexagonal size needed for your application

LP CYLINDER TORQUE CHART

LP	MODEL	TORQUE ▶ ft.lbs	268	504	1075	1826	2360	3451	5250	6905	7125	14729	31760	43000	WEIGHT	
		Nm	363	683	1458	2476	3200	4680	7119	9362	9662	19970	43060	58308	lb	kg
	LP2														3,45	1,56
	LP4														5,8	2,63
	LP8														10,2	4,62
	LP16														15,5	7,03
	LP32														18	8,16
	LP48														19,4	8,8

LP LINKS HEX NUT CHART

LINKS	MODEL	HEX NUT SIZE ▶ in.	3/4"	1"	1-1/4"	1-13/16"	2-3/16"	2-3/8"	3-1/8"	3-7/8"	4-1/2"	4-11/16"	6-1/8"	WEIGHT	
		mm	19	25	32	46	56	60	80	98	115	119	160	lb	kg
	2LPXX-YYY													2,20 - 3,50	1,00 - 1,58
	4LPXX-YYY													5,25 - 7,50	2,38 - 3,40
	8LPXX-YYY													11,40 - 14,10	5,17 - 6,39
	16LPXX-YYY													19,70 - 27,60	8,93 - 12,51
	32LPXX-YYY													32,00 - 99,00	14,50 - 44,90
	48LPXX-YYY													35,00 - 99,00	15,87 - 44,90

T SERIES TORQUE CHART

T series	MODEL	SQUARE DRIVE	TORQUE ▶ ft.lbs	197	468	816	1168	1304	1662	2971	3726	3800	4750	5300	7818	10368	22264	WEIGHT	
			Nm	267	635	1107	1584	1767	2254	4026	5052	7601	10932	7182	10593	14049	30168	lb	kg
	T1	¾"																5	2,7
	T3	1"																10	4,54
	T5	1-½"																17	7,71
	T8	1-½"																25	11,34
	T10	1-½"																30	13,61
	T25	2-½"																70	31,75

TOOLS PUMP

RECOMMENDATION FOR OPTIMAL USE

EXE-Serie	T1	T3	T5	T8	T10	T25	LP2	LP4	LP8	LP16	LP32	LP48
EXE-MINI	✓	✓					✓	✓				
EXE-MAX	✓	✓	✓	✓	✓		✓	✓	✓	✓		
EXE-MAX SUPER		✓	✓	✓	✓	✓		✓	✓	✓	✓	✓

EXA-Serie	T1	T3	T5	T8	T10	T25	LP2	LP4	LP8	LP16	LP32	LP48
EXA-MINI	✓	✓					✓	✓				
EXA-MAX	✓	✓	✓	✓	✓	✓	✓	✓	✓	✓	✓	✓

T SERIES: Square drive hydraulic torque wrenches

Your industrial bolting applications require a hydraulic torque wrench that's powerful enough to consistently deliver accurate performance, even under the toughest conditions. TITAN T-Series hydraulic torque wrenches are designed to be stronger and longer-lasting than any other similar product on the market.

The Titan T-Series torque wrenches are powerful, accurate, durable, and efficient. Every Titan hydraulic torque wrench is cycle tested under load and then calibrated. Each hydraulic torque wrench has a calibration certificate with traceability to N.I.S.T. All testing equipment includes a calibration by NVLAP Accredited Calibration Laboratory.

The T Series Benefits

- Multi Axis Tru-Swivel
- 360° Rotating reaction arm
- Excellent power to weight ratio
- Corrosion resistance



T series

SUPERIOR BOLTING SOLUTIONS ROBUST, POWERFUL AND ACCURATE

FEATURES

- Certified torque accuracy of +/-3%
- Robust ratchet mechanism assures High repeatability
- Crafted from the highest quality aircraft-grade materials for ultimate strength and durability (AQ Grade 7075-T6 Light Alloy)
- Hard coat anodized finish
- Titan Piston system eliminates piston and cylinder damage due to over-stroke
- Hard coat anodized finish
- Unique single-piece drive pawl design for ultimate accuracy and longevity
- Components manufactured to ISO 9001/AS9100C:2009 standards

T Series Dimensions

MODEL	DIMENSIONS																	
	L1		L2		H1		H2		R1		R2		R3		W1		W2	
	in	mm	in	mm	in	mm	in	mm	in	mm	in	mm	in	mm	in	mm	in	mm
T1	4,79	121,7	7,02	178,3	4,39	111,5	5,83	148,1	1,03	26,2	4,41	112	6,26	159	2,04	51,8	2,95	74,9
T3	6,24	158,5	9,26	235,2	5,95	151,1	7,44	189	1,37	34,8	5,77	146,6	8,26	209,8	2,63	66,8	3,89	98,8
T5	7,45	189,2	11,15	283,2	7,07	179,6	8,81	223,8	1,65	41,9	6,82	173,2	9,92	252	3,15	80	4,97	126,2
T8	8,36	212,3	12,58	319,5	8,08	205,2	9,82	249,4	1,87	47,5	7,72	196,1	11,19	284,2	3,58	90,9	5,4	137,2
T10	9,17	232,9	13,89	352,8	8,97	227,8	10,71	272	2,05	52,1	8,62	218,9	12,39	314,7	3,95	100,3	5,84	148,3
T25	12,52	318	18,57	471,7	11,95	303,5	13,69	347,7	2,77	70,4	11,4	291,1	16,52	419,6	5,25	133,4	7,85	199,4

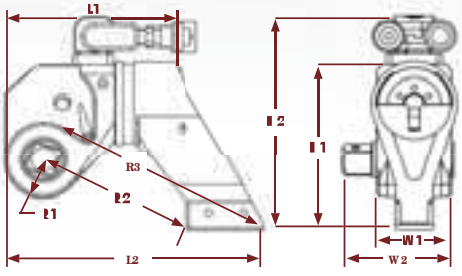

MODEL	PART NUMBER	SQUARE DRIVE	OPTIONAL SQUARE DRIVE SIZES	TORQUE		WEIGHT (INCL REACTION ARM)		ACCURACY
				ft.lb.	Nm			
				min - max	min - max	lbs	kg	%
T1	**615 155 0010**	3/4"	1/2 & 1	197 - 1304	267 - 1767	5	2.27	± 3%
T3	**615 155 0020**	1"	3/4 & 1 1/2	468 - 2971	635 - 4026	10	4.54	± 3%
T5	**615 155 0030**	1 1/2"	1 & 2 1/2	816 - 5300	1107 - 7182	17	7.71	± 3%
T8	**615 155 0040**	1 1/2"	1 & 2 1/2	1168 - 7818	1584 - 10593	25	11.34	± 3%
T10	**615 155 0050**	1 1/2"	1 & 2 1/2	1662 -10368	2254 - 14049	30	13.61	± 3%
T25	**615 155 0060**	2 1/2"	1 1/2 & 3 1/2	3726 - 22264	5052 - 30168	70	31.75	± 3%

RANGE OPTIONAL HEX DRIVES SIZES	
in	mm
3/8 - 1	9 - 26
5/8 - 1 1/4	16 - 32
1 - 1 1/2	26 - 38
1 1/8 - 1 3/4	28 - 45
1 1/4 - 2	32 - 51
1 5/8 - 2 1/4	41 - 57

LP series

SUPERIOR BOLTING SOLUTIONS
LOW PROFILE, VERSATILE AND POWERFUL

FEATURES

- Certified torque accuracy of +/- 3%
- The Titan WIDE TRACK ratchet tooth design distributes stress evenly , which provides a bigger contact area that deliver the strength to get the job done right every time
- Crafted from the highest quality aircraft-grade material for ultimate strengh and durability (Aisi 4340 alloy steel)
- Low nose and flat design for extremely tight application accessibility
- Extremely versatile and light-weight

LP Series SuperThin® model

Extremely low profile hydraulic wrench, see details on page 43

LP series: Low Profile Hydraulic Torque Wrenches

For bolting applications that require powerful performance in tight spaces, Titan's LP Series hydraulic torque wrench gets the job done right.

The LP Series Hydraulic Torque Wrench is unique because of the "Wide Track" ratchet tooth design that distributes stress evenly, which provides a bigger contact area that delivers the strength to get the job done right every time. Each hydraulic torque wrench has a calibration certificate with traceability to N.I.S.T. All testing equipment is calibrated by NVLAP Accredited Calibration Laboratory.

The LP Series Benefits

- Multi Axis Thru-Swivel prevents hose kinking and provides for ease of operation
- Flat design : easy fit on the tightest bolt patterns
- Unique Wide-Track ratchet teeth
- Modular concept



LP Series and SuperThin® LP Series Dimensions

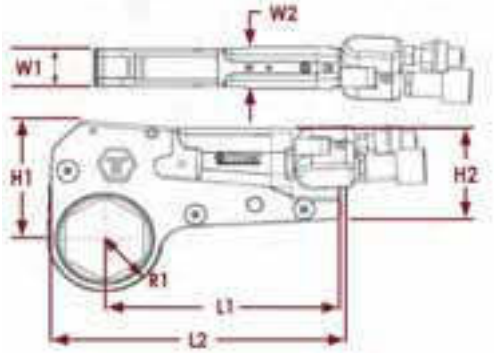

MODEL	DIMENSIONS											
	L1		L2		H1		H2		W1		W2	
	in	mm	in	mm	in	mm	in	mm	in	mm	in	mm
2LP	7	177,8	8,9	226,1	3,86	98	3,45	87,6	1,25	31,8	1,25	31,8
4LP	8,41	213,6	10,7	271,8	4,77	121,2	3,78	96	1,62	41,1	1,75	44,5
8LP	11,31	287,3	14,27	362,5	6,16	156,5	6,05	153,7	2,1	53,3	2,1	53,3
16LP	14	355,6	17,95	455,9	7,25	184,2	8,5	215,9	2,35	59,7	2,45	62,2
32LP	16	406,4	19,25	489	10,5	266,7	10,9	276,9	2,55	64,8	2,8	71,1
48LP	16	406,4	19,25	489	10,5	266,7	10,9	276,9	2,55	64,8	3,1	78,7
4LPST SuperThin	8,41	213,6	10,7	271,8	4,77	121,2	3,78	96	1	25.4	1.75	44.5

LP2 Cylinder + 2LP Links Specifications

Torque range:

268-1826 ft.lbs - 363-2476 Nm

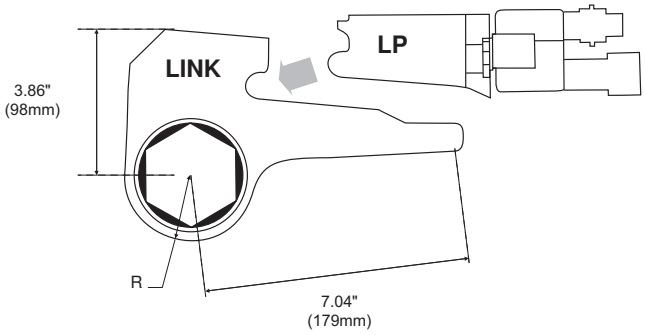

LP2

LOW PROFILE WRENCH

LP2 CYLINDER	2LP LINKS				R: RADIUS		TOTAL WEIGHT	
	LINKS PART NUMBER	DESIGNATION	HEX male	HEX in.	mm	in.	lbs	kg
615 155 0180 268-1826 ft.Lbs 363-2476 Nm	**615 812 2910**	2LP03-12 3/4"	19 mm	3/4"	25,9	1,02	5,6	2,56
	615 812 2920	2LP03-13 13/16"	21 mm	13/16"	25,9	1,02	5,6	2,56
	615 812 2930	2LP03-14 7/8"	22 mm	7/8"	25,9	1,02	5,6	2,56
	615 812 2940	2LP03-15 15/16"	24 mm	15/16	25,9	1,02	5,6	2,56
	615 812 2950	2LP03-100 1"	25 mm	1"	25,9	1,02	5,6	2,56
	615 812 2960	2LP03-101 1-1/16"	27 mm	1-1/16"	25,9	1,02	5,6	2,56
	615 812 2970	2LP03-102 1-1/8"	29 mm	1-1/8"	25,9	1,02	5,6	2,56
	615 812 2980	2LP04-103 1-3/16"	30 mm	1-3/16"	27,7	1,09	5,9	2,66
	615 812 2990	2LP04-104 1-1/4"	32 mm	1-1/4"	27,7	1,09	5,9	2,66
	615 812 3000	2LP05-105 1-5/16"	33 mm	1-5/16"	30,5	1,2	6,1	2,76
	615 812 3010	2LP05-106 1-3/8"	35 mm	1-3/8"	30,5	1,2	6,1	2,76
	615 812 3020	**2LP05-36 mm 1-5/12"**	**36 mm**	**1-5/12"**	**30,5**	**1,2**	**6,1**	**2,76**
	615 812 3030	2LP05-107 1-7/16"	37 mm	1-7/16"	30,5	1,2	6,1	2,76
	615 812 3040	2LP06-108 1-1/2"	38 mm	1-1/2"	33	1,3	6,3	2,86
	615 812 3050	2LP06-109 1-9/16"	40 mm	1-9/16"	33	1,3	6,3	2,86
	615 812 8370	**2LP06-110 1-5/8"**	**41 mm**	**1-5/8"**	**33**	**1,3**	**6,3**	**2,86**
	615 812 3070	2LP06-42 mm	42 mm		33	1,3	6,3	2,86
	615 812 3080	2LP07-111 1-11/16"	43 mm	1-11/16	35,8	1,41	6,5	2,96
	615 812 3090	2LP07-112 1-3/4"	44 mm	1-3/4"	35,8	1,41	6,5	2,96
	615 812 3100	2LP07-45 mm 1-7/9"	45 mm	1-7/9"	35,8	1,41	6,5	2,96
	615 812 3110	**2LP07-113 1-13/16"**	**46 mm**	**1-13/16**	**35,8**	**1,41**	**6,5**	**2,96**
	615 812 3120	2LP08-114 1-7/8"	47 mm	1-7/8"	38,6	1,52	6,7	3,06
	615 812 3130	2LP08-48 mm 1-8/9"	48 mm	1-8/9"	38,6	1,52	6,7	3,06
	615 812 3140	2LP08-115 1-15/16"	49 mm	1-15/16"	38,6	1,52	6,7	3,06
	615 812 3150	2LP08-50 mm 1-31/32"	50 mm	1-31/32"	38,6	1,52	6,7	3,06
	615 812 3160	2LP08-200 2"	51 mm	2"	38,6	1,52	6,7	3,06
	615 812 3170	2LP09-201 2-1/16"	52 mm	2-1/16"	41,4	1,63	7	3,16
	615 812 3180	2LP09-202 2-1/8"	54 mm	2-1/8"	41,4	1,63	7	3,16
	615 812 3190	**2LP09-55 mm 2-1/6"**	**55 mm**	**2-1/6"**	**41,4**	**1,63**	**7**	**3,16**
	615 812 3200	2LP09-203 2-3/16"	56 mm	2-3/16"	41,4	1,63	7	3,16
	615 812 3210	2LP10-204 2-1/4"	57 mm	2-1/4"	44,2	1,74	7	3,16
	615 812 3220	2LP10-58 mm 2-9/32"	58 mm	2-9/32"	44,2	1,74	7	3,16
	615 812 3230	2LP10-205 2-5/16"	59 mm	2-5/16"	44,2	1,74	7	3,16
	615 812 3240	**2LP10-206 2-3/8"**	**60 mm**	**2-3/8"**	**44,2**	**1,74**	**7**	**3,16**

LP SERIES

LP4

LOW PROFILE WRENCH

LP4 Cylinder + 4LP Links Specifications

Torque range:

504-3451 ft.lbs - 683-4680 Nm

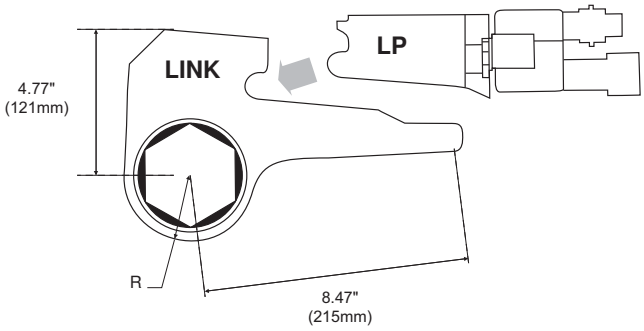

LP4 CYLINDER	4LP LINKS				R: RADIUS		TOTAL WEIGHT	
	LINKS PART NUMBER	DESIGNATION	HEX male	HEX in.	mm	in.	lbs	kg
615 155 0190 504-3451 ft.lbs 683-4680 Nm	**615 812 3250**	4LP03-100 1" - 25 mm	25 mm	1"	33,5	1,32	11	5,02
	615 812 3260	4LP03-101 1-1/16" - 27 mm	27 mm	1-1/16"	33,5	1,32	11	5,02
	615 812 3270	4LP03-102 1-1/8" - 29 mm	29 mm	1-1/8"	33,5	1,32	11	5,02
	615 812 3280	4LP03-103 1-3/16" - 30 mm	30 mm	1-3/16"	33,5	1,32	11	5,02
	615 812 3290	4LP03-104 1-1/4" - 32 mm	32 mm	1-1/4"	33,5	1,32	11	5,02
	615 812 3300	4LP03-105 1-5/16" - 33 mm	33 mm	1-5/16"	33,5	1,32	11	5,02
	615 812 3310	4LP03-34 mm 34 mm	34 mm		33,5	1,32	11	5,02
	615 812 3320	4LP03-106 1-3/8" - 35 mm	35 mm	1-3/8"	33,5	1,32	11	5,02
	615 812 3330	4LP03-36 Mm 1-5/12" - 36 mm	36 mm	1-5/12"	33,5	1,32	11	5,02
	615 812 3340	4LP03-107 1-7/16" - 37 mm	37 mm	1-7/16"	33,5	1,32	11	5,02
	615 812 3350	4LP04-108 1-1/2" - 38 mm	38 mm	1-1/2"	36,3	1,43	11,3	5,12
	615 812 3360	4LP04-109 1-9/16" - 40 mm	40 mm	1-9/16"	36,3	1,43	11,3	5,12
	615 812 3370	4LP04-110 1-5/8" - 41 mm	41 mm	1-5/8"	36,3	1,43	11,3	5,12
	615 812 3380	4LP05-42 mm 42 mm	42 mm		39,1	1,54	11,5	5,22
	615 812 3390	4LP05-111 1-11/16" - 43 mm	43 mm	1-11/16	39,1	1,54	11,5	5,22
	615 812 3400	4LP05-112 1-3/4" - 44 Mm	44 mm	1-3/4"	39,1	1,54	11,5	5,22
	615 812 3410	4LP05-45 mm 1-7/9" - 45 mm	45 mm	1-7/9"	39,1	1,54	11,5	5,22
	615 812 3420	4LP05-113 1-13/16"- 46 mm	46 mm	1-13/16	39,1	1,54	11,5	5,22
	615 812 3430	4LP06-114 1-7/8" - 47 mm	47 mm	1-7/8"	41,9	1,65	11,7	5,32
	615 812 3440	4LP06-48 mm 1-8/9" - 48 mm	48 mm	1-8/9"	41,9	1,65	11,7	5,32
	615 812 3450	4LP06-115 1-15/16" - 49 Mm	49 mm	1-15/16"	41,9	1,65	11,7	5,32
	615 812 3460	**4LP06-50 mm 1-31/32" - 50 mm**	**50 mm**	**1-31/32"**	**41,9**	**1,65**	**11,7**	**5,32**
	615 812 3470	4LP06-200 2" - 51 mm	51 mm	2"	41,9	1,65	11,7	5,32
	615 812 3480	4LP07-201 2-1/16" - 52 mm	52 mm	2-1/16"	44,4	1,75	11,9	5,42
	615 812 3490	4LP07-53 mm 53 mm	53 mm		44,4	1,75	11,9	5,42
	615 812 3500	4LP07-202 2-1/8" - 54 mm	54 mm	2-1/8"	44,4	1,75	11,9	5,42
	615 812 3510	**4LP07-55 mm 2-1/6" - 55 mm**	**55 mm**	**2-1/6"**	**44,4**	**1,75**	**11,9**	**5,42**
	615 812 3520	4LP07-203 2-3/16" - 56 mm	56 mm	2-3/16"	44,4	1,75	11,9	5,42
	615 812 3530	4LP08-204 2-1/4" - 57 Mm	57 mm	2-1/4"	47,2	1,86	12,1	5,52
	615 812 3540	4LP08-58 mm 2-9/32" - 58 mm	58 mm	2-9/32"	47,2	1,86	12,1	5,52
	615 812 3550	4LP08-205 2-5/16" - 59 mm	59 mm	2-5/16"	47,2	1,86	12,1	5,52
	615 812 3560	**4LP08-206 2-3/8" - 60 mm**	**60 mm**	**2-3/8"**	**47,2**	**1,86**	**12,1**	**5,52**
	615 812 3570	4LP09-207 2-7/16" - 62 mm	62 mm	2-7/16"	50	1,97	12,4	5,62
	615 812 3580	4LP09-208 2-1/2" - 63 mm	63 mm	2-1/2"	50	1,97	12,4	5,62
	615 812 3590	4LP09-64 mm 64 mm	64 mm		50	1,97	12,4	5,62
	615 812 3600	**4LP09-209 2-9/16" - 65 mm**	**65 mm**	**2-9/16"**	**50**	**1,97**	**12,4**	**5,62**
	615 812 3610	4LP10-210 2-5/8" - 67 mm	67 mm	2-5/8"	52,8	2,08	12,6	5,72
	615 812 3620	4LP10-211 2-11/16" - 68 mm	68 mm	2-11/16"	52,8	2,08	12,6	5,72
	615 812 3630	**4LP10-212 2-3/4" - 70 mm**	**70 mm**	**2-3/4"**	**52,8**	**2,08**	**12,6**	**5,72**
	615 812 3640	4LP11-213 2-13/16" - 71 mm	71 mm	2-13/16"	55,6	2,19	12,8	5,82
	615 812 3650	4LP11-214 2-7/8" - 73 mm	73 mm	2-7/8"	55,6	2,19	12,8	5,82
	615 812 3660	**4LP11-215 2-15/16" - 75 mm**	**75 mm**	**2-15/16"**	**55,6**	**2,19**	**12,8**	**5,82**
	615 812 3670	4LP12-300 3" - 76 mm	76 mm	3"	58,6	2,31	13	5,92
	615 812 3680	4LP12-301 3-1/16" - 78 mm	78 mm	3-1/16"	58,6	2,31	13	5,92
	615 812 3690	4LP12-302 3-1/8" - 79 mm	79 mm	3-1/8"	58,6	2,31	13	5,92
	615 812 3700	**4LP12-80 mm 3-3/20" - 80 mm**	**80 mm**	**3-3/20"**	**58,6**	**2,31**	**13**	**5,92**

LP Series SUPERTHIN® LINK

Extremely Low Profile Hydraulic Wrench

Torque range:
390-2900 ft.lbs - 530-3950 Nm

The LP Series SUPERTHIN® Benefits

- **LP Series Modular Concept**, compatible with the LP4 cylinder model
- Fits where others can't: smallest link radius available today
- Extremely versatile
- Accurate: uses concentric straps around the bolt

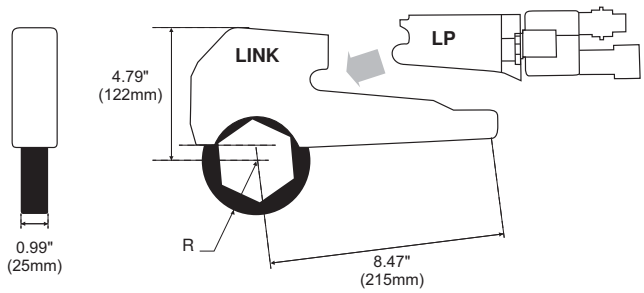



4LPST

SUPERTHIN® LINK

LP4 CYLINDER	ST LINKS				R: RADIUS		TOTAL WEIGHT	
	LINKS PART NUMBER	DESIGNATION	HEX male	HEX in.	mm	in.	lbs	kg
615 155 0190 504-3451 ft.lbs 683-4680 Nm	**615 812 8170**	ST LINK 4LP-ST-07-113	46 mm	1-13/16"	43,9	1,73	10,2	4,62
	615 812 8180	ST LINK 4LP-ST-07-114	47 mm	1-7/8"	43,9	1,73	10,2	4,62
	615 812 8820	ST LINK 4LP-ST-07	50 mm		43,9	1,73	10,2	4,62
	615 812 8190	ST LINK 4LP-ST-07-200	51 mm	2"	43,9	1,73	10,6	4,82
	615 812 8200	ST LINK 4LP-ST-07-202	54 mm	2-1/8"	43,9	1,73	10,8	4,92
	615 812 8220	ST LINK 4LP-ST-07-M55	55 mm	2-1/6"	43,9	1,73	10,8	4,92
	615 812 8210	ST LINK 4LP-ST-07-203	56 mm	2-3/16"	43,9	1,73	11	5,02
	615 812 8540	ST LINK 4LP-ST-08-206	60 mm	2-3/8"	47,2	1,86	11,2	5,1
	615 812 9730	ST LINK 4LP-ST-09-208	63 mm	2-1/2"				
	615 812 8240	ST LINK 4LP-ST-09-209	65 mm	2-9/16"	49,3	1,94	11,7	5,32
	615 812 8560	ST LINK 4LP-ST-10-212	70 mm	2-3/4"	52,6	2,07	11,8	5,37
	615 812 8260	ST LINK 4LP-ST-11-213	71 mm	2-13/16"	55,1	2,17	11,9	5,42
	615 812 8270	ST LINK 4LP-ST-11-215	75 mm	2-15/16"	55,1	2,17	11,9	5,42
	615 812 8280	ST LINK 4LP-ST-12-302	79 mm	3-1/8"	57,9	2,28	12,1	5,52
	615 812 8290	ST LINK 4LP-ST-12	80 mm	3-3/20"	57,9	2,28	12,1	5,52

Torque from
390 to 2900 ft.lbs
(530-3950 Nm)

Max Pressure
8000 Psi
(590 Bar)

LP SERIES

LP8

LOW PROFILE WRENCH

LP8 Cylinder + 8LP Links Specifications

Torque range:

1075-6905 ft.lbs - 1458-9362 Nm

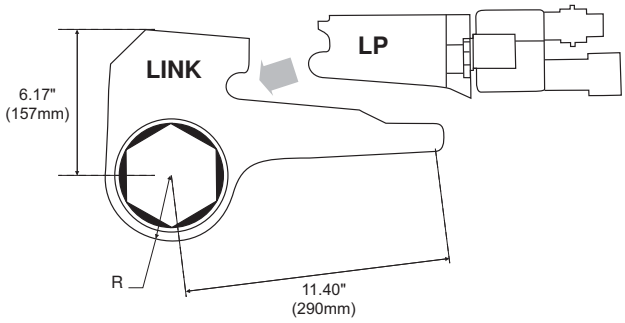

LP8 CYLINDER	8LP LINKS				R: RADIUS		TOTAL WEIGHT	
	LINKS PART NUMBER	DESIGNATION	HEX male	HEX in.	mm	in.	lbs	kg
615 155 0200 1075-6905 ft.lbs 1458-9362 Nm	615 812 3710	8LP03-113 1-13/16' - 46 mm	46 mm	1-13/16	43,2	1,7	11,4	5,17
	615 812 3720	8LP03-48 mm 48 mm	48 mm	1-8/9'	43,2	1,7	11,4	5,17
	615 812 3730	8LP03-50 mm 1-31/32' - 50 mm	50 mm	1-31/32'	43,2	1,7	11,4	5,17
	615 812 3740	8LP03-200 2' - 51 mm	51 mm	2'	43,2	1,7	11,4	5,17
	615 812 3750	8LP04-201 2-1/16# - 52 mm	52 mm	2-1/16'	46	1,81	11,6	5,27
	615 812 3760	8LP04-53 mm 53 mm	53 mm		46	1,81	11,6	5,27
	615 812 3770	8LP04-202 2-1/8# - 54 mm	54 mm	2-1/8'	46	1,81	11,6	5,27
	615 812 3780	8LP04-55 mm 2-1/16# - 55 mm	55 mm	2-1/6'	46	1,81	11,6	5,27
	615 812 3790	8LP05-203 2-3/16" - 56 mm	56 mm	2-3/16'	48,8	1,92	11,8	5,37
	615 812 3800	8LP05-204 2-1/4" - 57 mm	57 mm	2-1/4'	48,8	1,92	11,8	5,37
	615 812 3810	8LP05-205 2-5/16" - 59 mm	59 mm	2-5/16'	48,8	1,92	11,8	5,37
	615 812 3820	8LP06-206 2-3/8" - 60 mm	60 mm	2-3/8'	51,6	2,03	12	5,47
	615 812 3830	8LP06-207 2-7/16" - 62 mm	62 mm	2-7/16"	51,6	2,03	12	5,47
	615 812 3840	8LP06-208 2-1/2" - 63 mm	63 mm	2-1/2"	51,6	2,03	12	5,47
	615 812 3850	**8LP07-209 2-9/16"- 65 mm**	**65 mm**	**2-9/16"**	**54,4**	**2,14**	**12,3**	**5,57**
	615 812 3860	8LP07-210 2-5/8'' - 67 mm	67 mm	2-5/8"	54,4	2,14	12,3	5,57
	615 812 3870	8LP07-211 2-11/16" - 68 mm	68 mm	2-11/16"	54,4	2,14	12,3	5,57
	615 812 3880	**8LP08-212 2-3/4" - 70 mm**	**70 mm**	**2-3/4"**	**57,2**	**2,25**	**12,5**	**5,67**
	615 812 3890	8LP08-213 2-13/16" - 71 mm	71 mm	2-13/16"	57,2	2,25	12,5	5,67
	615 812 3900	8LP08-214 2-7/8" - 73 mm	73 mm	2-7/8"	57,2	2,25	12,5	5,67
	615 812 3910	**8LP08-215 2-15/16"- 75 mm**	**75 mm**	**2-15/16"**	**57,2**	**2,25**	**12,5**	**5,67**
	615 812 3930	8LP09-300 3" - 76 mm	76 mm	3"	60,2	2,37	12,7	5,77
	615 812 3940	8LP09-77 mm 77 mm	77 mm	/	60,2	2,37	12,7	5,77
	615 812 3950	8LP09-301 3-1/16" - 78 mm	78 mm	3-1/16"	60,2	2,37	12,7	5,77
	615 812 3960	8LP09-302 3-1/8" - 79 mm	79 mm	3-1/8"	60,2	2,37	12,7	5,77
	615 812 3970	**8LP10-80 mm 3-3/20" - 80 mm**	**80 mm**	**3-3/20"**	**63,5**	**2,5**	**12,9**	**5,87**
	615 812 3980	8LP10-303 3-3/16" - 81 mm	81 mm	3-3/16"	63,5	2,5	12,9	5,87
	615 812 3990	8LP10-304 3-1/4" - 83 mm	83 mm	3-1/4"	63,5	2,5	12,9	5,87
	615 812 4000	8LP10-305 3-5/16" - 84 mm	84 mm	3-5/16"	63,5	2,5	12,9	5,87
	615 812 4010	**8LP10-85 mm 3-9/26" - 85 mm**	**85 mm**	**3-9/26"**	**63,5**	**2,5**	**12,9**	**5,87**
	615 812 4020	8LP10-306 3-3/8" - 86 mm	86 mm	3-3/8"	63,5	2,5	12,9	5,87
	615 812 4030	8LP11-307 3-7/16" - 87 mm	87 mm	3-7/16"	66,3	2,61	13,1	5,97
	615 812 4040	8LP11-308 3-1/2" - 89 mm	89 mm	3-1/2"	66,3	2,61	13,1	5,97
	615 812 4050	**8LP12-309 3-9/16" - 90 mm**	**90 mm**	**3-9/16"**	**68,8**	**2,71**	**13,4**	**6,07**
	615 812 4060	8LP12-310 3-5/8" - 92 mm	92 mm	3-5/8"	68,8	2,71	13,4	6,07
	615 812 4070	8LP12-311 3-11/16" - 94 mm	94 mm	3-11/16"	68,8	2,71	13,4	6,07
	615 812 4080	**8LP13-312 3-3/4"- 95 mm**	**95 mm**	**3-3/4"**	**71,6**	**2,82**	**13,6**	**6,17**
	615 812 4090	8LP13-313 3-13/16" - 97 mm	97 mm	3-13/16"	71,6	2,82	13,6	6,17
	615 812 4100	8LP13-314 3-7/8" - 98 mm	98 mm	3-7/8"	71,6	2,82	13,6	6,17
	615 812 4110	8LP14-315 3-15/16" - 100 mm	100 mm	3-15/16"	74,4	2,93	13,8	6,27
	615 812 4120	8LP14-400 4" - 101 mm	101 mm	4"	74,4	2,93	13,8	6,27
	615 812 4130	8LP14-102 mm 102 mm	102 mm	/	74,4	2,93	13,8	6,27
	615 812 4140	8LP14-401 4-1/16" - 103 mm	103 mm	4-1/16"	74,4	2,93	13,8	6,27
	615 812 4150	8LP14-402 4-1/8" - 105 mm	105 mm	4-1/8"	74,4	2,93	13,8	6,27
	615 812 4160	8LP15-403 4-3/16" - 106 mm	106 mm	4-3/16"	85,1	3,35	14,1	6,39
	615 812 4170	8LP15-404 4-1/4" - 108 mm	108 mm	4-1/4"	85,1	3,35	14,1	6,39
	615 812 4180	8LP15-405 4-5/16" - 110 mm	110 mm	4-5/16"	85,1	3,35	14,1	6,39
	615 812 4190	8LP15-406 4-3/8" - 111 mm	111 mm	4-3/8"	85,1	3,35	14,1	6,39
	615 812 4200	8LP15-407 4-7/16" - 113 mm	113 mm	4-7/16"	85,1	3,35	14,1	6,39
	615 812 4210	8LP15-408 4-1/2" - 114 mm	114 mm	4-1/2"	85,1	3,35	14,1	6,39
	615 812 4220	8LP15-115 mm 4-48/91" - 115 mm	115 mm	4-48/91"	85,1	3,35	14,1	6,39

LP16 Cylinder + 16LP Links Specifications

Torque range:

2360-14729 ft.lbs - 3200-19970 Nm

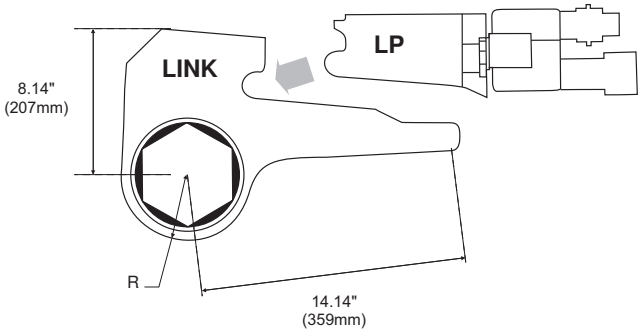

LP16

LOW PROFILE WRENCH

LP16 CYLINDER	16LP LINKS				R: RADIUS		TOTAL WEIGHT	
	LINKS PART NUMBER	DESIGNATION	HEX male	HEX in.	mm	in.	lbs	kg
	615 812 4230	16LP02-206 2-3/8" - 60 mm	60 mm	2-3/8"	63	2,48	35,1	15,94
	615 812 4240	16LP02-208 2-1/2" - 63 mm	63 mm	2-1/2"	63	2,48	35,1	15,94
	615 812 4250	16LP02-209 2-9/16" - 65 mm	65 mm	2-9/16"	63	2,48	35,1	15,94
	615 812 4260	16LP02-210 2-5/8" - 67 mm	67 mm	2-5/8"	63	2,48	35,1	15,94
	615 812 4270	16LP02-211 2-11/16" - 68 mm	68 mm	2-11/16"	63	2,48	35,1	15,94
	615 812 4280	16LP05-212 2-3/4" - 70 mm	70 mm	2-3/4"	70,6	2,78	36,2	16,44
	615 812 4290	16LP05-213 2-13/16" - 71 mm	71 mm	2-13/16"	70,6	2,78	36,2	16,44
	615 812 4300	16LP05-214 2-7/8" - 73 mm	73 mm	2-7/8"	70,6	2,78	36,2	16,44
	615 812 4310	16LP05-215 2-15/16" - 75 mm	75 mm	2-15/16"	70,6	2,78	36,2	16,44
	615 812 4320	16LP05-300 3" - 76 mm	76 mm	3"	70,6	2,78	36,2	16,44
	615 812 4330	16LP05-301 3-1/16" - 78 mm	78 mm	3-1/16"	70,6	2,78	36,2	16,44
	615 812 4340	16LP05-302 3-1/8" - 79 mm	79 mm	3-1/8"	70,6	2,78	36,4	16,54
	615 812 4350	**16LP05-80MM 3-3/20" - 80 mm**	**80 mm**	**3-3/20"**	**70,6**	**2,78**	**36,4**	**16,54**
	615 812 4360	16LP05-303 3-3/16" - 81 mm	81 mm	3-3/16"	70,6	2,78	36,4	16,54
615 155 0210	**615 812 4370**	16LP05-304 3-1/4" - 83 mm	83 mm	3-1/4"	70,6	2,78	36,4	16,54
2360-14729 ft.lbs	**615 812 4380**	16LP06-305 3-5/16" - 84 mm	84 mm	3-5/16"	73,4	2,89	37,5	17,04
3200-19970 Nm	**615 812 4390**	**16LP06-85MM 3-9/26" - 85 mm**	**85 mm**	**3-9/26"**	**73,4**	**2,89**	**37,5**	**17,04**
	615 812 4400	16LP06-306 3-3/8" - 86 mm	86 mm	3-3/8"	73,4	2,89	37,5	17,04
	615 812 4410	16LP06-307 3-7/16" - 87 mm	87 mm	3-7/16"	73,4	2,89	37,5	17,04
	615 812 4420	16LP06-308 3-1/2" - 89 mm	89 mm	3-1/2"	73,4	2,89	37,5	17,04
	615 812 4430	**16LP07-309 3-9/16" - 90 mm**	**90 mm**	**3-9/16"**	**76,2**	**3**	**38,6**	**17,54**
	615 812 4440	16LP07-310 3-5/8" - 92 mm	92 mm	3-5/8"	76,2	3	38,6	17,54
	615 812 4450	16LP07-311 3-11/16" - 94 mm	94 mm	3-11/16"	76,2	3	38,6	17,54
	615 812 4460	**16LP07-312 3-3/4" - 95 mm**	**95 mm**	**3-3/4"**	**76,2**	**3**	**38,6**	**17,54**
	615 812 4470	16LP08-313 3-13/16" - 97 mm	97 mm	3-13/16"	80,3	3,16	39,7	18,04
	615 812 4480	16LP08-314 3-7/8" - 98 mm	98 mm	3-7/8"	80,3	3,16	39,7	18,04
	615 812 4490	**16LP09-315 3-15/16" - 100 mm**	**100 mm**	**3-15/16"**	**83,3**	**3,28**	**40,8**	**18,54**
	615 812 4500	16LP09-400 4" - 101 mm	101 mm	4"	83,3	3,28	40,8	18,54
	615 812 4510	16LP09-102MM 102 mm	102 mm		83,3	3,28	40,8	18,54
	615 812 4520	16LP09-402 4-1/8" - 105 mm	105 mm	4-1/8"	83,3	3,28	40,8	18,54
	615 812 4550	**16LP11-405 4-5/16" - 110 mm**	**110 mm**	**4-5/16"**	**89,2**	**3,51**	**41,9**	**19,04**
	615 812 4580	16LP11-115 mm	115 mm	4-48/91"	89,2	3,51	41,9	19,04
	615 812 4590	16LP12-410 4-5/8" - 117 mm	117 mm	4-5/8"	92,2	3,63	42,9	19,52
	615 812 4600	16LP12-118MM 118 mm	118 mm		92,2	3,63	42,9	19,52
	615 812 4610	16LP12-411 4-11/16" - 119 mm	119 mm	4-11/16"	92,2	3,63	42,9	19,52

LP SERIES

LP32-48

LOW PROFILE WRENCH

LP32/48 Cylinder + 32LP Links Specifications

Torque range:

LP32: 5250-31760 ft.lbs - 7119-43060 Nm

LP48: 7125-43000 ft.lbs - 9662-58308 Nm

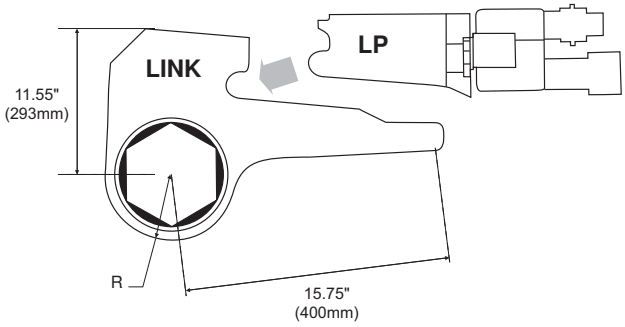

LP32/48 CYLINDER	32LP LINKS				R: RADIUS		TOTAL WEIGHT			
							LP32		LP48	
	LINKS PART NUMBER	DESIGNATION	HEX male	HEX in.	mm	in.	lbs	kg	lbs	kg
	615 812 4620	32LP04-314 3-7/8# - 98 mm	98 mm	3-7/8"	93,5	3,68	49,8	22,64	51,2	23,28
	615 812 4630	32LP04-315 3-15/16# - 100 mm	100 mm	3-15/16"	93,5	3,68	49,8	22,64	53,4	23,28
	615 812 4640	32LP04-400 4# - 101 mm	101 mm	4"	93,5	3,68	49,8	22,64	55,6	23,28
	615 812 4650	32LP04-402 4-1/8# - 105 mm	105 mm	4-1/8'	93,5	3,68	49,8	22,64	57,8	23,28
	615 812 4660	32LP04-404 4-1/4# - 108 mm	108 mm	4-1/4"	93,5	3,68	49,8	22,64	60	23,28
	615 812 4670	32LP04-408 4-1/2# - 114 mm	114 mm	4-1/2"	93,5	3,68	52	23,64	64,4	24,28
	615 812 4680	32LP04-115MM 115 mm	115 mm	4-48/91"	93,5	3,68	52	23,64	66,6	24,28
	615 812 4690	32LP04-409 4-9/16# - 116 mm	116 mm	4-9/16"	93,5	3,68	52	23,64	68,8	24,28
	615 812 4700	32LP04-410 4-5/8# - 117 mm	117 mm	4-5/8"	93,5	3,68	52	23,64	71	24,28
	615 812 4710	32LP07-411 4-11/16# - 119 mm	119 mm	4-11/16"	101,9	4,01	63	28,64	84,2	29,28
LP32	**615 812 4720**	32LP07-120MM 120 mm	120 mm		101,9	4,01	63	28,64	86,4	29,28
615 155 0220	**615 812 4730**	32LP10-120MM 120 mm	120 mm		101,9	4,01	74	33,64	99,6	34,28
5250-31760 ft.lbs	**615 812 4740**	32LP07-412 4-3/4# - 121 mm	121 mm	4-3/4"	101,9	4,01	63	28,64	90,8	29,28
7119-44748 Nm	**615 812 4750**	32LP07-413 4-13/16# - 122 mm	122 mm	4-13/16"	101,9	4,01	63	28,64	93	29,28
	615 812 4760	32LP07-414 4-7/8# - 124 mm	124 mm	4-7/8"	101,9	4,01	63	28,64	95,2	29,28
	615 812 4770	32LP07-415 4-15/16# - 125 mm	125 mm	4-15/16"	101,9	4,01	67,4	30,64	101,8	31,28
	615 812 4780	32LP07-500 5# - 127 mm	127 mm	5"	101,9	4,01	67,4	30,64	104	31,28
	615 812 4790	32LP07-501 5-1/16# - 128 mm	128 mm	5-1/16"	101,9	4,01	69,6	31,64	108,4	32,28
LP48	**615 812 4800**	32LP10-502 5-1/8# - 130 mm	130 mm	5-1/8"	116,1	4,57	74	33,64	115	34,28
615 155 0230	**615 812 4810**	32LP10-503 5-3/16# - 132 mm	132 mm	5-3/16"	116,1	4,57	74	33,64	117,2	34,28
7125-43060 ft.lbs	**615 812 4820**	32LP10-504 5-1/4# - 133 mm	133 mm	5-1/4"	116,1	4,57	74	33,64	119,4	34,28
9662-58308 Nm	**615 812 4830**	32LP10-505 5-5/16# - 135 mm	135 mm	5-5/16"	116,1	4,57	76,2	34,64	123,8	35,28
	615 812 4840	32LP10-506 5-3/8# - 136 mm	136 mm	5-3/8"	116,1	4,57	76,2	34,64	126	35,28
	615 812 4850	32LP10-508 5-1/2# - 138 mm	138 mm	5-7/16"	116,1	4,57	78,4	35,64	130,4	36,28
	615 812 4860	32LP10-140MM_140 mm	140 mm	5-1/2"	116,1	4,57	78,4	35,64	132,6	36,28
	615 812 4870	32LP12-145MM 145 mm	145 mm		128,3	5,05	85	38,64	141,4	39,28
	615 812 4880	32LP12-512 5-3/4' - 146 mm	146 mm	5-3/4"	128,3	5,05	87,2	39,64	145,8	40,28
	615 812 4890	32LP12-513 5-13/16' - 148 mm	148 mm	5-13/16"	128,3	5,05	91,6	41,64	152,4	42,28
	615 812 4900	32LP12-514 5-7/8' - 150 mm	150 mm	5-7/8"	128,3	5,05	96	43,64	159	44,28
	615 812 4910	32LP12-515 5-15/16' - 151 mm	151 mm	5-15/16"	128,3	5,05	99,3	45,14	164,5	45,78
	615 812 4920	32LP12-600 6" - 152 mm	152 mm	6"	128,3	5,05	104,8	47,64	172,2	48,28
	615 812 4930	32LP12-601 6-1/16" - 154 mm	154 mm	6-1/16"	128,3	5,05	107	48,64	176,6	49,28
	615 812 4940	32LP12-155MM 155 mm	155 mm		128,3	5,05	109,2	49,64	181	50,28
	615 812 4950	32LP12-602 6-1/8' - 156 mm	156 mm	6-1/8"	128,3	5,05	111,4	50,64	185,4	51,28
	615 812 4960	32LP12-160MM 160 mm	160 mm		128,3	5,05	116,7	53,04	192,9	53,68

TRI-HOLD® Backup Wrenches

With Titan TRI-HOLD backup wrenches, you can forget all your other backup wrenches. One tool fits multiple bolt sizes, so you no longer need a backup wrench for each nut size. Furthermore, the Titan backup wrench patented design is stronger and more versatile than any other backup wrench on the market, it has no moving parts for higher durability and ease of use.

The load is retained by the three flats of the triangle on the wrench. These flats are much stronger than the flats of a regular hexagonal key. The third flat of the triangle is retained by an adjustable screw which secures the nut for safer hands-free operation.

Loosening the screw allows quick removal, eliminating the need to hit the wrench and change the bolt load. The thicknesses of the walls are unchanged so the TRI-HOLD will fit in the toughest and hardest to reach places. One tool handles a multitude of hex sizes, saving you time and money.

The TRI-HOLD® Benefits

- Safer, hands free operation
- Unique Patented Backup wrenches
- Durable design
- Works on imperial and metric bolts
- Corrosion resistance

TRI-HOLD® Dimensions

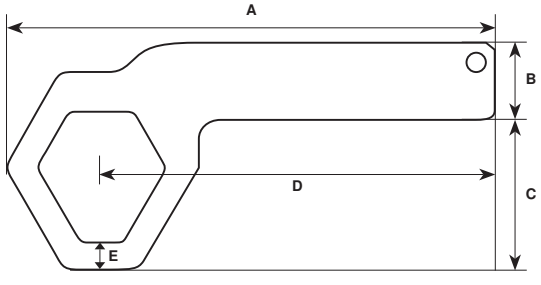

TRI-HOLD

VERSATILE, DURABLE, SAFER

FEATURES

- One tool fits multiple bolt sizes
- Adjustable screw for hands-free operation
- Electroless nickel Plating
- Unique patented design

MODEL	PART NUMBER	NUT SIZE RANGEA/F		DIMENSIONS									
				A		B		C		D		E	
		in	mm	in	mm	in	mm	in	mm	in	mm	in	mm
TTH-1A	615 812 2500	1 - 1 5/8	26 - 41	7,4	188	1,18	30	2,34	59,4	6,03	153,2	0,39	9,9
TTH-2A	615 812 2510	1 3/8 - 2 1/16	35 - 55	9,19	233,4	1,68	42,7	2,99	75,9	7,52	191	0,39	9,9
TTH-3A	615 812 2520	1 3/4 - 2 11/16	44 - 69	12,23	310,6	1,97	50	3,78	96	9,85	250,2	0,75	19,1
TTH-4A	615 812 2530	2 1/16 - 3 3/8	54 - 86	15,12	384	2,46	62,5	4,6	116,8	12,24	310,9	0,81	20,6
TTH-5A	615 812 2540	2 11/16 - 4 3/16	68 - 107	18,26	463,8	3,06	77,7	5,71	145	14,73	374,1	1	25,4

ELECTRIC PUMPS

EXE-MINI

EXE-MAX

EXE-MAX SUPER

EXE SERIES

EXPRESS Series - EXE

Electric Hydraulic Torque Wrench Pumps

BENEFITS

- Robust, Fast and Quiet

FEATURES

- 3 stage Piston design - faster at working pressure
- Quiet operation - Low noise emission
- Double scale gauge (psi/bar)

EXE MINI SPECIAL FEATURE (SMALL FRAME)

- Built-in thermometer (°F/°C) for oil temperature check

EXE MAX SPECIAL FEATURE (FULL FRAME)

- Built-in lifting hook for superior portability

EXE MAX SUPER

- Built-in oil cooler, stabilizes oil viscosity, increasing oil life and reducing wear of pump
- Sturdy steel full protective frame for greater pump durability and stability on soft or uneven surfaces

2 port versions available for EXE MAX and EXE MAX Super

Single port

4-tool port

EXE MODEL		CHANNEL	VOLTAGE (V)	FRE-QUENCY (HZ)	AMP RUNNING	POWER		MAX OIL FLOW						WEIGHT		DIMENSIONS (L X W X H)						CRANE	OIL COOLER	OIL TANK CAPACITY	
								LOW PRESSURE		MEDIUM PRESS		HIGH PRESSURE													
MODEL	PART NUMBER					hp	kw	cu in/min	L/min	cu in/min	L/min	cu in/min	L/min	lbs	kg	in			mm					L	GAL
EXE-MINI-230SF1	615 156 0010	1	230	50/60	3	0.35	0.25	195	3.2	55	0.9	25	0.4	36.3	16.5	12.8	10.4	16.8	10.4	260	420	NO	NO	3	0,79
EXE-MINI-100SF1	615 156 0020	1	230	50/60	5	0.35	0.25	195	3.2	55	0.9	25	0.4	36.3	16.5	12.8	10.4	16.8	10.4	260	420	NO	NO	3	0,79
EXE-MINI-115SF1	615 156 0030	1	230	50/60	5	0.35	0.25	195	3.2	55	0.9	25	0.4	36.3	16.5	12.8	10.4	16.8	10.4	260	420	NO	NO	3	0,79
EXE-MINI-110SF1	615 156 0040	1	230	50/60	5	0.35	0.25	195	3.2	55	0.9	25	0.4	36.3	16.5	12.8	10.4	16.8	10.4	260	420	NO	NO	3	0,79
EXE-MAX-230-FFH1	615 156 0130	1	230	50/60	5	0.75	0.55	390	6.5	110	1.8	43	0.7	66	30	18	12	20	12	300	500	YES	YES	7,5	1,98
EXE-MAX-230-FFH4	615 156 0140	1	230	50/60	5	0.75	0.55	390	6.5	110	1.8	43	0.7	66	30	18	12	20	12	300	500	YES	YES	7,5	1,98
EXE-MAX-100-FFH1	615 156 0150	1	230	50/60	12	0.75	0.55	360	6	102	1.4	43	0.7	66	30	18	12	20	12	300	500	YES	YES	7,5	1,98
EXE-MAX-100-FFH4	615 156 0160	1	230	50/60	12	0.75	0.55	360	6	102	1.4	43	0.7	66	30	18	12	20	12	300	500	YES	YES	7,5	1,98
EXE-MAX-115-FFH1	615 156 0170	1	230	50/60	10	0.75	0.55	390	6.5	110	1.8	43	0.7	66	30	18	12	20	12	300	500	YES	YES	7,5	1,98
EXE-MAX-115-FFH4	615 156 0180	1	230	50/60	10	0.75	0.55	390	6.5	110	1.8	43	0.7	66	30	18	12	20	12	300	500	YES	YES	7,5	1,98
EXE-MAX-110-FFH1	615 156 0190	1	230	50/60	10	0.75	0.55	390	6.5	110	1.8	43	0.7	66	30	18	12	20	12	300	500	YES	YES	7,5	1,98
EXE-MAX-110-FFH4	615 156 0200	1	230	50/60	10	0.75	0.55	390	6.5	110	1.8	43	0.7	66	30	18	12	20	12	300	500	YES	YES	7,5	1,98
EXE-MAXS-230-FF1	615 156 0210	1	230	50/60	8	1.5	1.1	510	8.5	180	3.4	80	1.3	72.6	33	18	12.4	18	12.4	310	450	NO	YES	7,5	1,98
EXE-MAXS-230-FF4	615 156 0220	1	230	50/60	8	1.5	1.1	510	8.5	180	3.4	80	1.3	72.6	33	18	12.4	18	12.4	310	450	NO	YES	7,5	1,98
EXE-MAXS-115-FF1	615 156 0230	1	230	50/60	13	1.5	1.1	460	7.5	155	2.5	62	1	72.6	33	18	12.4	18	12.4	310	450	NO	YES	7,5	1,98
EXE-MAXS-115-FF4	615 156 0240	1	230	50/60	13	1.5	1.1	460	7.5	155	2.5	62	1	72.6	33	18	12.4	18	12.4	310	450	NO	YES	7,5	1,98
EXE-MAXS-110-FF1	615 156 0250	1	230	50/60	15	1.5	1.1	510	8.5	180	3.4	80	1.3	72.6	33	18	12.4	18	12.4	310	450	NO	YES	7,5	1,98
EXE-MAXS-110-FF4	615 156 0260	1	230	50/60	15	1.5	1.1	510	8.5	180	3.4	80	1.3	72.6	33	18	12.4	18	12.4	310	450	NO	YES	7,5	1,98

EXPRESS Series - EXA

Pneumatic Hydraulic Torque Wrench Pumps

BENEFITS

- Robust, Powerful and Quiet

FEATURES

- Explosion-proof air driven motor
- 3 Stage Piston design - faster at working pressure
- Double scale gauge (psi/bar)
- Built-in thermometer (°F/°C) for oil temperature check

EXA MINI SPECIAL FEATURE (SMALL FRAME)

- Built -in thermometer (°F/°C) for oil temperature check

EXA MAX SPECIAL FEATURE (FULL FRAME)

- Sturdy steel full protective frame for greater pump durability and stability on soft or uneven surfaces

PNEUMATIC PUMPS

EXA-MINI

EXA-MAX
SINGLE PORT

EXA-MAX
4-TOOL PORT

EXA SERIES

EXA MODEL		CHANNEL	POWER		MAX OIL FLOW						WEIGHT W/O OIL		DIMENSIONS (L X W X H)						FRAME	CRANE	OIL COOLER	OIL TANK CAPACITY	
					LOW PRESSURE		MEDIUM PRESS		HIGH PRESSURE														
MODEL	PART NUMBER		HP	KW	cu in/min	L/min	cu in/min	L/min	cu in/min	L/min	lbs	kg	in			mm						L	GAL
EXAMINI-SF1	615 156 0280	1	1.55	1.12	275	4.5	86	1.4	32	0.5	41	19	12.2	11.5	16.5	31	29	42	Small	NO	YES	3	0,79
EXAMAX-FF1	615 156 0290	1	3.8	2.8	460	7.5	153	2.5	55	0.9	66	30	20.5	13.8	20	52	35	51	Full	NO	YES	7,5	1,98
EXAMAX-FF4	615 156 0300	1	3.8	2.8	460	7.5	153	2.5	55	0.9	66	30	20.5	13.8	20	52	35	51	Full	NO	YES	7,5	1,98

Accessories - Hydraulic tools

T SERIES ACCESSORIES

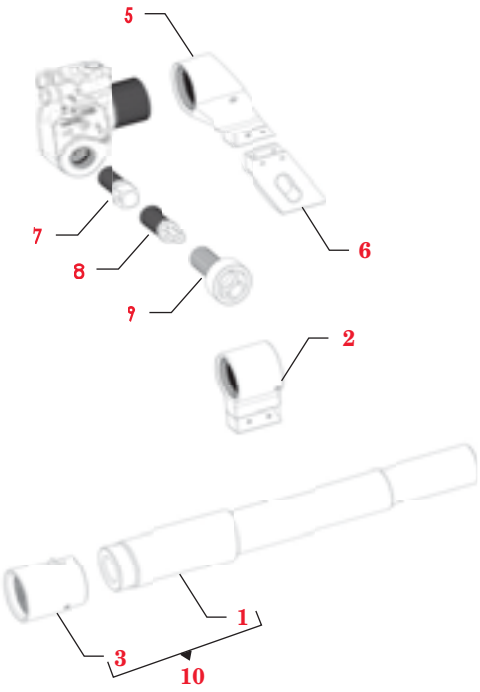

MODEL	ITEM	REF	DESCRIPTION	PART NUMBER
T1	1	T1-ALCA	Extended Alco Arm	615 812 8570
	2	T1-03-STUBBY-A	Stubby reaction Arm	615 565 7230
	3	T1-ALCS-A	Steel Sleeve assembly	615 548 2655
	5	T1-03A	Standard reaction arm	615 398 9955
	6	T1-43-300-A	Extended boot Assy	615 565 7185
	7	T1-SQ100	T1 step up direct sq drive 1"	615 575 2745
	8	T1-HX008	T1 direct hex drive 1/2"	615 575 2035
		T1-HX017MM	T1 direct hex drive 17mm	615 575 2895
		T1-HX019MM	T1 direct hex drive 19mm	615 575 1545
		T1-HX021MM	T1 direct hex drive 21mm-13/16"	615 575 3095
		T1-HX022MM	T1 direct hex drive 22mm	615 575 1555
		T1-HX023MM	T1 direct hex drive 23mm	615 575 3105
		T1-HX100	T1 direct hex drive 25mm-1"	615 575 2125
		T1-HX027MM	T1 direct hex drive 27mm	615 575 2105
		T1-HX036MM	T1 direct hex drive 36mm	615 575 1565
	9	T1-S30MM	T1 direct hex drive socket 30mm	615 575 2595
		T1-S36MM	T1 direct hex drive socket 36mm	615 575 2605
	10	T1-ALCAS	Extended Alco arm and sleeve	615 812 8620
T3	1	T3-ALCA	Extended Alco Arm	615 812 8580
	2	T3-03-STUBBY-4	Stubby reaction Arm	615 565 7240
	3	T3-ALCS-A	Steel Sleeve assembly	615 548 2665
	5	T3-03A	Standard reaction arm	615 398 9965
	6	T3-43-300	Extended boot	615 565 7195
	7	T3-SQ012	T3 step down direct sq drive 3/4"	615 575 2795
		T3-SQ108	T3 step up direct sq drive 1 1/2"	615 575 2845
	8	T3-HX010	T3 direct hex drive 5/8" -17mm	615 575 1825
		T3-HX012	T3 direct hex drive 3/4" - 19mm	615 575 1835
		T3-HX022MM	T3 direct hex drive 7/8" - 22mm	615 575 1575
		T3-HX024MM	T3 direct hex drive 15/16" - 24mm	615 575 1915
		T3-HX100	T3 direct hex drive 1" - 25mm	615 575 1855
		T3-HX101	T3 direct hex drive 1-1/16" - 27mm	615 575 1865
		T3-HX030MM	T3 direct hex drive 1-13/16" - 30mm	615 575 1925
		T3-HX032MM	T3 direct hex drive 1-1/4" - 32mm	615 575 1935
		T3-HX036MM	T3 direct hex drive 1-5/12" - 36mm	615 575 1945
	9	T3-S36MM	T3 direct hex drive socket 36mm	615 575 2885
		T3-S42MM	T3 direct hex drive socket 42mm	615 575 2965
		T3-S46MM	T3 direct hex drive socket 46mm	615 575 2975
	10	T3-ALCAS	Extended Alco arm and sleeve	615 812 8630
T5	1	T5-ALCA	Extended Alco Arm	615 812 8590
	2	T5-03-STUBBY-A	Stubby reaction Arm	615 565 5310
	3	T5-ALCS-A	Steel Sleeve assembly	615 548 2675
	5	T5-03A	Standard reaction arm	615 398 9975
	6	T5-43-300	Extended boot	615 565 7205
	7	T5-SQ100	T5 step down direct sq drive 1"	615 575 2805
		T5-SQ208	T5 step up direct sq drive 2 1/2"	615 575 2855
	8	T5-HX012	T5 direct hex drive 3/4"	615 575 1635
		T5-HX014	T5 direct hex drive 7/8"	615 575 1645
		T5-HX100	T5 direct hex drive 1"	615 575 1655
		T5-HX030MM	T5 direct hex drive 30mm	615 575 1765
		T5-HX032MM	T5 direct hex drive 32mm	615 575 1505
		T5-HX036MM	T5 direct hex drive 36mm	615 575 1775
		T5-HX041MM	T5 direct hex drive 41mm	615 575 1515
	10	T5-ALCAS	Extended Alco arm and sleeve	615 812 8640
T8	1	T8-ALCA	Extended Alco Arm	615 812 8390
	2	T8-03-STUBBY-A	Stubby reaction Arm	615 565 7250
	3	T8-ALCS-A	Steel Sleeve assembly	615 548 2645
	5	T8-03A	Standard reaction arm	615 398 9985
	7	T8-SQ100	T8 step down direct sq drive 1"	615 575 2815
		T8-SQ208	T8 step up direct sq drive 2 1/2"	615 575 2865
	8	T8-HX204	T8 direct hex drive male 2-1/4"	615 575 3030
	10	T8-ALCAS	Extended Alco arm and sleeve	615 812 8400
T10	1	T10-ALCSA	Extended Alco Arm	615 812 8600
	2	T10-ALCS-A	Steel Sleeve assembly	615 548 2685
	5	T10-03A	Standard reaction arm	615 398 9995
	7	T10-SQ100	T10 step down direct sq drive 1"	615 575 2825
		T10-SQ208	T10 step up direct sq drive 2 1/2"	615 575 2875
	8	T10-HX106	T10 direct hex drive 1-3/8"	615 575 2235
		T10-HX114	T10 direct hex drive 1-7/8"	615 575 2275
		T10-HX032MM	T10 direct hex drive 32mm	615 575 2315
		T10-HX036MM	T10 direct hex drive 36mm	615 575 1585
		T10-HX041MM	T10 direct hex drive 41mm	615 575 2325
		T10-HX046MM	T10 direct hex drive 46mm	615 575 2905
	10	T10-ALCAS	Extended Alco arm and sleeve	615 812 8650
T25	1	T25-ALCA	Extended Alco Arm	615 812 8610
	2	T25-ALCS-A	Steel Sleeve assembly	615 548 2695
	5	T25-03A	Standard reaction arm	615 399 0015
	7	T25-SQ108	T25 step down direct sq drive 1 1/2"	615 575 2835
	10	T25-ALCAS	Extended Alco arm and sleeve	615 812 8660

LP SERIES ACCESSORIES

MODEL	ITEM	REF	DESCRIPTION	PART NUMBER
LP2	1	LP2-ALC-A	Extended Alco Arm	**615 812 8470**
	2	LP2-FF	Reaction Paddle	**615 812 8750**
	3		Hex reducer	See p 54
LP4	1	LP4-ALC-A	Extended Alco Arm	**615 812 8480**
	2	LP4-FF	Reaction Paddle	**615 812 8760**
	3		Hex reducer	See p 54
LP8	1	LP8-ALC-A	Extended Alco Arm	**615 812 8490**
	2	LP8-FF	Reaction Paddle	**615 812 8770**
	3		Hex reducer	See p 54
LP16	1	LP16-ALC-A	Extended Alco Arm	**615 812 8500**
	2	LP16-FF	Reaction Paddle	**615 812 8780**
	3		Hex reducer	See p 54

	ON DEMAND ACCESSORIES
4	Square drive adapter
5	Stack socket
6	Hex drive adapter

STEEL TWINLINE HOSE ASSEMBLY

DESCRIPTION	SIZE		PART NUMBER
	ft	m	
10 ft / 3 m steel twinline hose assy	10	3	**615 812 2420**
15 ft / 4.5 m steel twinline hose assy	15	4.5	**615 812 2430**
20 ft / 6 m steel twinline hose assy	20	6	**615 812 2440**
25 ft / 7.5 m steel twinline hose assy	25	7.5	**615 812 2450**
30 ft / 9 m steel twinline hose assy	30	9	**615 812 2460**
40 ft / 12 m steel twinline hose assy	40	12	**615 812 2470**
50 ft / 15 m steel twinline hose assy	50	15	**615 812 2480**
100 ft / 30 m steel twinline hose assy	100	30	**615 812 2490**

OIL

DESCRIPTION	PART NUMBER
Hydraulic oil cp (5l-1,32gal)	**615 812 2900**

Accessories - Hydraulic tools

LP SERIES ACCESSORIES REDUCERS

MODEL	DESCRIPTION	PART NUMBER
LP2	Reducer LP2 36mm_32mm - 1-5/12"_1-1/4"	615 820 7380
	Reducer LP2 41mm_24mm - 1-5/8"_15/16"	615 820 7920
	Reducer LP2 41mm_30mm - 1-5/8"_1-13/16"	615 820 7720
	Reducer LP2 41mm_32mm - 1-5/8"_1-1/4"	615 820 7390
	Reducer LP2 46mm_30mm - 1-13/16"_1-13/16"	615 820 7930
	Reducer LP2 46mm_32mm - 1-13/16"_1-1/4"	615 820 7730
	Reducer LP2 46mm_36mm - 1-13/16"_1-5/12"	615 820 7400
	Reducer LP2 50mm_36mm - 1-31/32"_1-5/12"	615 820 7740
	Reducer LP2 50mm_41mm - 1-31/32"_1-5/8"	615 820 7410
	Reducer LP2 55mm_36mm - 2-1/6"_1-5/12"	615 820 8060
	Reducer LP2 55mm_41mm - 2-1/6"_1-5/8"	615 820 7940
	Reducer LP2 55mm_46mm - 2-1/6"_1-13/16"	615 820 7750
	Reducer LP2 55mm_50mm - 2-1/6"_1-31/32"	615 820 7420
	Reducer LP2 60mm_36mm - 2-3/8"_1-5/12"	615 820 8070
	Reducer LP2 60mm_41mm - 2-3/8"_1-5/8"	615 820 7950
	Reducer LP2 60mm_46mm - 2-3/8"_1-13/16"	615 820 7760
	Reducer LP2 60mm_55mm - 2-3/8"_2-1/6"	615 820 7430
LP4	Reducer LP4 46mm_36mm - 1-13/16"_1-5/12"	615 820 7770
	Reducer LP4 46mm_41mm - 1-13/16"_1-5/8"	615 820 7440
	Reducer LP4 50mm_36mm - 1-31/32"_1-5/12"	615 820 7780
	Reducer LP4 50mm_46mm - 1-31/32"_1-13/16"	615 820 7450
	Reducer LP4 55mm_32mm - 2-1/6"_1-1/4"	615 820 8080
	Reducer LP4 55mm_36mm - 2-1/6"_1-5/12"	615 820 7960
	Reducer LP4 55mm_41mm - 2-1/6"_1-5/8"	615 820 7790
	Reducer LP4 55mm_50mm - 2-1/6"_1-31/32"	615 820 7460
	Reducer LP4 60mm_36mm - 2-3/8"_1-5/12"	615 820 8090
	Reducer LP4 60mm_46mm - 2-3/8"_1-13/16"	615 820 7970
	Reducer LP4 60mm_50mm - 2-3/8"_1-31/32"	615 820 7800
	Reducer LP4 60mm_55mm - 2-3/8"_2-1/6"	615 820 7470
	Reducer LP4 65mm_46mm - 2-9/16"_1-13/16"	615 820 8100
	Reducer LP4 65mm_50mm - 2-9/16"_1-31/32"	615 820 7980
	Reducer LP4 65mm_55mm - 2-9/16"_2-1/6"	615 820 7810
	Reducer LP4 65mm_60mm - 2-9/16"_2-3/8"	615 820 7480
	Reducer LP4 70mm_55mm - 2-3/4"_2-1/6"	615 820 7990
	Reducer LP4 70mm_60mm - 2-3/4"_2-3/8"	615 820 7820
	Reducer LP4 70mm_65mm - 2-3/4"_2-9/16"	615 820 7490
	Reducer LP4 75mm_50mm - 2-15/16"_1-31/32"	615 820 8110
	Reducer LP4 75mm_55mm - 2-15/16"_2-1/6"	615 820 8000
	Reducer LP4 75mm_60mm - 2-15/16"_2-3/8"	615 820 7830
	Reducer LP4 75mm_65mm - 2-15/16"_2-9/16"	615 820 7500
	Reducer LP4 80mm_50mm - 3/3/20"_1-31/32"	615 820 8150
	Reducer LP4 80mm_55mm - 3/3/20"_2-1/6"	615 820 8120
	Reducer LP4 80mm_65mm - 3/3/20"_2-9/16"	615 820 8010
	Reducer LP4 80mm_70mm - 3/3/20"_2-3/4"	615 820 7840
	Reducer LP4 80mm_75mm - 3-3/20"_2-15/16"	615 820 7510

MODEL	DESCRIPTION	PART NUMBER
LP8	Reducer LP8 65mm_50mm - 2-9/16"_1-31/32"	615 820 7850
	Reducer LP8 65mm_60mm - 2-9/16"_2-3/8"	615 820 7520
	Reducer LP8 70mm_55mm - 2-3/4"_2-1/6"	615 820 7860
	Reducer LP8 70mm_65mm - 2-3/4"_2-9/16"	615 820 7530
	Reducer LP8 75mm_55mm - 2-15/16"_2-1/6"	615 820 8020
	Reducer LP8 75mm_60mm - 2-15/16"_2-3/8"	615 820 7870
	Reducer LP8 75mm_70mm - 2-15/16"_2-3/4"	615 820 7540
	Reducer LP8 80mm_50mm - 3-3/20"_1-31/32"	615 820 8160
	Reducer LP8 80mm_55mm - 3-3/20"_2-1/6"	615 820 8130
	Reducer LP8 80mm_60mm - 3-3/20"_2-3/8"	615 820 8030
	Reducer LP8 80mm_65mm - 3-3/20"_2-9/16"	615 820 7880
	Reducer LP8 80mm_75mm - 3-3/20"_2-15/16"	615 820 7550
	Reducer LP8 85mm_55mm - 3-9/26"_2-1/6"	615 820 8170
	Reducer LP8 85mm_60mm - 3-9/26"_2-3/8"	615 820 8140
	Reducer LP8 85mm_65mm - 3-9/26"_2-9/16"	615 820 8040
	Reducer LP8 85mm_70mm - 3-9/26"_2-3/4"	615 820 7890
	Reducer LP8 85mm_80mm - 3-9/26"_3-3/20"	615 820 7560
	Reducer LP8 90mm_75mm - 3-9/16"_2-15/16"	615 820 7570
	Reducer LP8 95mm_75mm - 3-3/4"_2-15/16"	615 820 8050
	Reducer LP8 95mm_80mm - 3-3/4"_3-3/20"	615 820 7900
	Reducer LP8 95mm_90mm - 3-3/4"_3-9/16"	615 820 7580
	Reducer LP8 110mm_95mm - 4-5/16"_3-3/4"	615 820 8180
	Reducer LP8 110mm_95mm - 4-5/16"_3-3/4"	615 820 8180
LP16	Reducer LP16 105mm_90mm - 4-1/8"_3-9/16"	615 820 7630
	Reducer LP16 110mm_95mm - 4-5/16"_3-3/4"	615 820 7640
	Reducer LP16 115mm_100mm	615 820 7650
	Reducer LP16 80mm_65mm - 3-3/20"_2-9/16"	615 820 7590
	Reducer LP16 85mm_70mm - 3-9/26"_2-3/4"	615 820 7600
	Reducer LP16 90mm_75mm - 3-9/16"_2-15/16"	615 820 7610
	Reducer LP16 95mm_75mm - 3-3/4"_2-15/16"	615 820 7910
	Reducer LP16 95mm_80mm - 3-3/4"_3-3/20"	615 820 7620
	Reducer LP32 120mm_95mm	615 820 7660
	Reducer LP32 130mm_105mm - 5-1/8"_4-1/8"	615 820 7670
	Reducer LP32 135mm_110mm - 5-5/16"_4-5/16"	615 820 7680
	Reducer LP32 140mm_115mm	615 820 7690
	Reducer LP32 145mm_120mm	615 820 7700
	Reducer LP32 155mm_130mm	615 820 7710

FASTENING



Pistol grip for horizontal applications or for better controllability

In-line shape for vertical applications

HOW TO SELECT YOUR FASTENING SCREWDRIVERS?

STEP 1
Applications
- ▶ Materials/ Fasteners
- ▶ Joint types
- ▶ Accuracy
- ▶ Torque/Speed
- ▶ Duty

STEP 2
Screws
- ▶ Shape
- ▶ Size
- ▶ Access
- ▶ Bits

STEP 3
Tools
- ▶ Clutch type
- ▶ Torque/Speed
- ▶ Handle type

CLUTCH TYPE

▶ **IMPACT CLUTCH (ROCKING DOG)**
- Good on very soft joints providing high speed rundown

▶ **DIRECT DRIVE**
- No clutch, directly driven bit
- Stall torque regulated to air pressure
- Easy to use by maintain
- Ergonomic handling (light weight, size...)

▶ **POSITIVE CLUTCH**
- Good for varying torque applications
- Operator can force clutch engagement for higher torque
- Excellent for wood applications

▶ **CUSHION CLUTCH**
- High speed rundown
- Torque output adjusted by spring tension
- Clutch ratchets at preset torque
- Easy to use, adjust and to maintain

▶ **SHUT-OFF CLUTCH**
- Clutch shut-off at preset torque
- Various speed models available
- Torque adjustment for accurate tightening
- Various shapes for all types of applications

CLUTCH TYPES	IMPACT	DIRECT	POSITIVE	CUSHION	SHUT-OFF
★★★ SUPER INDUSTRIAL		CP2754 CP2764		CP2816 - CP2817 CP2826 - CP2829	CP2003 - CP2005 CP2007 - CP2008 CP2010 - CP2012
★★ INDUSTRIAL MAINTENANCE AND PRODUCTION		CP2755 CP2765	CP2780	CP2623 - CP2612 CP780 - CP781 CP781	CP2611 CP2621 CP2622
★ GENERAL MAINTENANCE	CP2036 - CP2037 CP2041 - CP2042 CP2136 - CP2141				

SCREWDRIVER SELECTION

1. Types of Screws

Many types of screws are available and are selected depending on the applications and materials. In addition, thread geometry (insertion speed), and head imprint also influence the choice of the bits and the screwdrivers.

THE MAIN SCREWS TYPES ARE:	THE TYPE OF IMPRINT MAY BE...
METRIC Generally used with nuts and threaded holes.	**SLOTTED** Mainly used in the wood, eye-glasses, electronics sectors, etc.
SELF-THREADING These form the thread and tighten at the same time. The thread is created by deformation of the material, making this kind of screw particularly suitable for plastic, wood and other lightweight materials.	**CROSS-SLOTTED (PHILIPS-POZIDRIVE)** Used on plastic, sheet metal and wood; the cross-slot improves the connection between screw and screwdriver.
SELF-TAPPING These are metric screws with special grooves on their threaded shanks which allow the shavings created during tightening to be removed.	**TORX** This transmits higher torque levels with lower axial thrust. The imprint offers a larger surface contact and effective connection with minimum clearance.
THREE-LOBE These are metric screws that tap through the special lobe shape of the shank, thereby deforming the material rather than removing it.	**HEX SOCKET SCREW (Allen screw)** Normally with metric pitch, it can be used in small spaces.
SELF-DRILLING These are self-threading screws with a special "drill" tip that makes the hole during drilling.	**HEX HEAD** Used in many sectors, both in the metric and in the self-threading and self-drilling versions etc. Particularly effective for high tightening torque levels.
THE SCREWS CAN BE FITTED WITH:	
BUILT-IN FLAT WASHER This improves the quality of tightening and makes tightening cycle times quicker.	**KNURLED WASHER UNDER THE HEAD** Fixed or mobile, it reduces the chances of the screw from accidentally loosening.

2. Screws Selection Charts

Fastener Torque Values for metric screws:

	ISO MACHINE SCREWS					THREAD FORMING/ ROLLING SCREWS
GRADES	4.6	5.8	8.8	10.9	12.9	8.8
THREAD SIZE	RECOMMENDED TORQUE (Nm)					RECOMMENDED TORQUE (Nm)
M1.6	0.07	0.12	0.19	-	-	-
M2	0.15	0.24	0.38	-	-	0.5
M2.2	0.19	0.31	0.51	-	-	-
M2.5	0.28	0.48	0.77	-	-	-
M3	0.51	0.85	1.4	1.9	2.3	1.4
M3.5	0.8	1.34	2.2	3.0	3.6	-
M4	1.2	2.0	3.2	4.5	5.4	3.2
M5	2.4	4.0	6,4	9.0	10.7	6.5
M6	4.1	6.8	10.9	15.3	18.3	11
M8	9.8	16.3	26.1	36.8	44.1	26
M10	19.3	32.2	51.5	72	86.9	52
M12	33.6	56	90	126	151	91

For non metric threads, please use the following data as a guide:

THREAD SIZE	QUALITY P		QUALITY S		QUALITY T	
In.	Nm	lbf ft	Nm	lbf ft	Nm	lbf ft
1/4	5.4	4.0	10	7.6	11	8,2
5/16	11.2	8.3	21	15.7	23	17.0
3/8	20.0	14.7	38	27.9	41	30.2
7/16	32.0	23.5	61	44.8	85	48.3
1/2	48.8	36.0	93	68.4	100	73.8

3. Screwdrivers Torque and Speed range

STRAIGHT OR PISTOL	TYPE OF CLUTCH	MODEL	FREE SPEED rpm	START
	IMPACT	CP2136	10,000	LEVER
	IMPACT	CP2141	13,000	TRIGGER
	IMPACT	CP2036	10,000	LEVER
	IMPACT	CP2037	10,000	LEVER
	IMPACT	CP2041	15,000	TRIGGER
	IMPACT	CP2042	5,600	TRIGGER
	DIRECT	CP2754	1,450	TRIGGER
	DIRECT	CP2755	2,200	TRIGGER
	DIRECT	CP2764	600	TRIGGER
	DIRECT	CP2765	900	TRIGGER
	POSITIVE	CP2780	2,100	TRIGGER
	CUSHION	CP780	1,800	TRIGGER
	CUSHION	CP781	800	TRIGGER
	CUSHION	CP782	1,800	LEVER
	CUSHION	CP783	2,000	LEVER
	CUSHION	CP2828	1,300	LEVER
	CUSHION	CP2829	900	LEVER
	CUSHION	CP2623	1,700	LEVER
	CUSHION	CP2816	1,800	TRIGGER
	CUSHION	CP2817	800	TRIGGER
	CUSHION	CP2612	1,700	TRIGGER
	SHUT-OFF	CP2005	1,100	PUSH
	SHUT-OFF	CP2611	1,000	TRIGGER
	SHUT-OFF	CP2010	1,470	PUSH
	SHUT-OFF	CP2003	1,100	PUSH
	SHUT-OFF	CP2012	1,470	LEVER
	SHUT-OFF	CP2007	1,100	PUSH
	SHUT-OFF	CP2008	1,100	LEVER
	SHUT-OFF	CP2622	1,700	PUSH
	SHUT-OFF	CP2621	1,000	PUSH

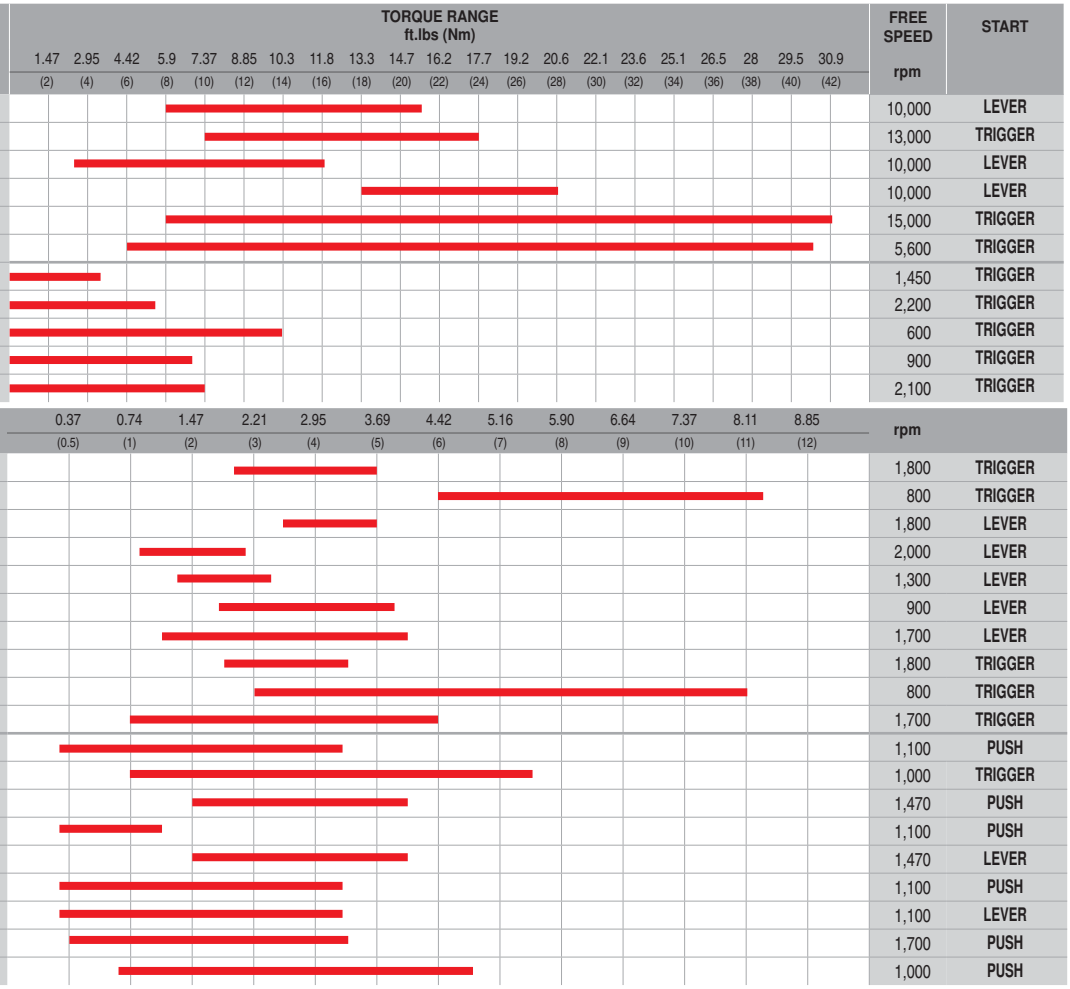

Impact Clutch Screwdrivers

CP2136

10,000 RPM

COMPACT, FAST & EASY TO USE

FEATURES
- 1/4" Hex quick change
- Double rocking dog clutch
- Single hard reverse

BENEFITS
- Compact & Lightweight
- Low air consumption for a better efficiency
- Excellent for various MRO applications

CP2141

13,000 RPM

COMPACT, FAST & EASY TO USE

FEATURES
- 1/4" Hex bits
- Double rocking dog clutch
- Single hard reverse

BENEFITS
- Compact & Lightweight
- Low noise level for operator comfort
- Excellent for various MRO applications

CP2141

See accessories on pages 65-66

GENERAL MAINTENANCE | INDUSTRIAL MAINTENANCE & PRODUCTION | SUPER INDUSTRIAL

MODEL	PART NUMBER	OUTPUT HEX	FREE SPEED	MIN TORQUE		MAX TORQUE		NET WEIGHT		LENGTH		FREE SPEED AIR CONS.		VIBRATION LEVEL ISO 28927 (m/s²)		SOUND PRESS.	SOUND POWER	AIR INLET
		in.	rpm	ft.lb	Nm	ft.lb	Nm	lb	kg	in.	mm	cfm	l/s	a	K	ISO 15744 - dB(A)		in.
CP2136	894 102 1360	1/4	10,000	5.93	8.0	15.5	21.0	1.5	0.7	7.3	185	8.8	4.2	7.4	2.8	89	100	1/4
CP2141	894 102 1410	1/4	13,000	7.38	10.0	17.7	24.0	1.9	0.9	5.6	143	18.1	8.5	5.3	2.1	77	88	1/4

All models: Hose int. 3/8" (10mm) - @90 PSI (@6.3 Bar)

Listed specifications are for reference only. Please check documents in each tool.

Impact Clutch Screwdrivers

CP2041

15,000 RPM

FAST & FURIOUS

FEATURES
- Double rocking dog clutch
- Reversible
- Suspension bail included

BENEFITS
- High Torque and High Speed
- Comfortable handling with Ergo-grip
- Operator comfort with single handed

CP2042

5,600 RPM

COMPACT & HIGH TORQUE

FEATURES
- Double rocking dog clutch
- Reversible
- Suspension bail included

BENEFITS
- High power delivered with controlled speed
- Comfortable handling with Ergo-grip
- Operator comfort

CP2036

10,000 RPM

CP2037

Same features as CP2036 with higher torque

LOW NOISE & LIGHTWEIGHT

FEATURES
- Double rocking dog clutch
- Built-in power regulator
- Ergonomic with suspension bail

BENEFITS
- Low noise & lightweight
- Quick torque adjustment
- Excellent for soft type materials

See accessories on pages 65-66

GENERAL MAINTENANCE | INDUSTRIAL MAINTENANCE & PRODUCTION | SUPER INDUSTRIAL

MODEL	PART NUMBER	OUTPUT HEX	FREE SPEED	MIN TORQUE		MAX TORQUE		NET WEIGHT		LENGTH		FREE SPEED AIR CONS.		VIBRATION LEVEL ISO 28927 (m/s²)		SOUND PRESS.	SOUND POWER	AIR INLET
		in.	rpm	ft.lb	Nm	ft.lb	Nm	lb	kg	in.	mm	cfm	l/s	a	k	ISO 15744 - dB(A)		in.
CP2036	**615 192 2036**	1/4	10,000	2.5	3.4	11.8	16.0	1.7	0.8	8.2	207	13.0	6.1	<2.5	-	83	94	1/4
CP2037	**615 192 2037**	1/4	10,000	13.3	18.0	20.7	28.0	1.8	0.8	8.2	207	13.0	6.1	<2.5	-	88	99	1/4
CP2041	**615 192 2041**	1/4	15,000	5.9	8.0	31	42.0	2.3	1.0	5.9	152	27.0	12.7	3.1	1.3	88	99	1/4
CP2042	**615 192 2042**	1/4	5,600	4.4	6.0	30.2	41.0	2.3	1.0	5.9	152	27.0	12.7	6.6	3.3	88	99	1/4

All models: Hose int. 3/8" (10mm) - @90 PSI (@6.3 Bar)

Listed specifications are for reference only. Please check documents in each tool.

Positive Clutch & Direct Drive Screwdrivers

CP2780 ★★ 2,100 RPM

COMPACT & HIGH SPEED POSITIVE CLUTCH

FEATURES
- Reverse control at the trigger
- Progressive trigger
- Rubber grip

BENEFITS
- Perfectly designed for wood applications
- Operator can control clutch engagement for higher torque
- Good for prevailing torque applications

CP2755 ★★ 2,200 RPM

CP2765
Similar features as CP2755 with higher torque

HIGH-SPEED DIRECT DRIVE

FEATURES
- Reverse control at the trigger
- Rubber grip
- Progressive trigger

BENEFITS
- Good for soft draw applications
- Fast screw rundown
- Compact & easy handling

IDEAL FOR USE WITH STUD CLEANERS (PG. 61) TO IMPROVE THE CLAMPING FORCE OF TIGHTENING

CP2764 ★★★ 600 RPM

QUIET 80 dB(A) QUIET VERSION

CP2754
Same features as CP2764 with higher speed

DURABLE & LOW NOISE FOR INTENSIVE APPLICATIONS

FEATURES
- Reliable motor & components
- Durable Aluminum Body
- Progressive trigger

BENEFITS
- Robust construction & Simple maintenance
- Comfortable handling and noise level only (77dB(A))
- Powerful & continuous screw penetration

See accessories on pages 65-66

★ GENERAL MAINTENANCE ★★ INDUSTRIAL MAINTENANCE & PRODUCTION ★★★ SUPER INDUSTRIAL

MODEL	PART NUMBER	OUTPUT HEX	FREE SPEED	MAX TORQUE		NET WEIGHT		LENGTH		FREE SPEED AIR CONS.		VIBRATION LEVEL ISO 28927 (m/s²)		SOUND PRESS.	SOUND POWER	AIR INLET
		in.	rpm	ft.lb	Nm	lb	kg	in.	mm	cfm	l/s	a	k	ISO 15744 - dB(A)		in.
CP2754	615 192 2754	1/4	1,450	3.7	5.0	2.0	0.9	8.3	210	17.0	8.0	<2.5	-	77	88	1/4
CP2755	615 192 2755	1/4	2,200	5.4	7.3	2.3	1.0	6.3	160	29.7	14.0	<2.5	-	90	101	1/4
CP2764	615 192 2764	1/4	600	10.3	14.0	2.2	1.0	9.0	228	17.0	8.0	<2.5	-	77	88	1/4
CP2765	615 192 2765	1/4	900	6.6	9.0	2.6	1.2	7.0	178	29.7	14.0	<2.5	-	99	110	1/4
CP2780	615 192 2780	1/4	2,100	7.4	10.0	2.4	1.1	6.5	164	29.7	14.0	<2.5	-	89	100	1/4

Hose int. 3/8"(10mm) @90 PSI (@6.3 Bar) (CP2754 and CP2764)
Hose int. 1/2"(13mm) @90 PSI (@6.3 Bar) (CP2755, CP2765, CP2780)

Listed specifications are for reference only. Please check documents in each tool.

Cushion Clutch Screwdrivers

CP780 ★★

1,800 RPM

HIGH SPEED & ROBUST

FEATURES
- External clutch adjustment
- Built-in 1/4" Female Hex quick-change
- Convenient single handed forward/reverse

BENEFITS
- High speed fastening for greater productivity
- Reliable & easy-to-adjust cushion clutch
- Ideal tool for general repair, wood, PVC & refurbishing applications

CP782 ★★

1,800 RPM

CP783

Same features as CP782 with higher speed and lightweight

HIGH TORQUE & ROBUST

FEATURES
- External clutch adjustment
- Convenient single handed forward/reverse valve
- Progressive lever start and suspension bail

BENEFITS
- Reliable cushion clutch
- Comfortable use thanks to low weight
- Ideal tool for general assembly operations on metal, wood, PVC, or any repair applications

CP781 ★★

800 RPM

HIGH TORQUE & ROBUST

FEATURES
- External clutch adjustment
- Built-in 1/4" Female Hex quick-change
- Convenient single handed forward/reverse

BENEFITS
- Reliable & easy-to-adjust cushion clutch for powerful fastening
- Robust aluminum body & steel clutch housing
- Ideal tool for general assembly, metal, wood, PVC and refurbishing applications

See accessories on pages 65-66

★ GENERAL MAINTENANCE ★★ INDUSTRIAL MAINTENANCE & PRODUCTION ★★★ SUPER INDUSTRIAL

MODEL	PART NUMBER	OUTPUT HEX	FREE SPEED	MIN TORQUE		MAX TORQUE		NET WEIGHT		LENGTH		FREE SPEED AIR CONS.		VIBRATION LEVEL ISO 28927 (m/s²)		SOUND PRESS.	SOUND POWER	AIR INLET
		in.	rpm	ft.lb	Nm	ft.lb	Nm	lb	kg	in.	mm	cfm	l/s	a	k	ISO 15744 - dB(A)		in.
CP780	T025095	1/4	1,800	2.06	2.8	3.7	5.0	2.5	1.1	8.3	210	25.0	11.6	2.9	1.4	98	109	1/4
CP781	T025096	1/4	800	4.57	6.2	8.4	11.3	3.0	1.4	8.9	226	25.0	11.8	<2.5	-	100	111	1/4
CP782	T025097	1/4	1,800	2.58	3.5	3.7	5.0	2.5	1.1	9.6	245	16.1	7.6	<2.5	-	94	105	1/4
CP783	T025098	1/4	2,000	0.8	1.1	2.06	2.8	1.3	0.6	8.9	226	9.0	4.2	<2.5	-	88	99	1/4

All models: Hose int. 3/8" (10mm) - @90 PSI (@6.3 Bar)

Listed specifications are for reference only. Please check documents in each tool.

Cushion Clutch Screwdrivers

CP2623 ★★

1,800 RPM

80 dB(A) QUIET VERSION

EXTREMELY COMPACT & PRODUCTIVE

FEATURES
- Single handed reverse button
- Keyless Torque setting adjustment
- Color rings for torque identification

BENEFITS
- Productive at 1,800 rpm
- Compact for easy access
- Low noise & vibration for operator comfort

CP2612 ★★★

1,700 RPM

VERY COMPACT, COMFORTABLE & VERSATILE

80 dB(A) QUIET VERSION

FEATURES
- 3 air inlets for greater versatility
- Keyless Torque setting adjustment
- Color rings for torque identification

BENEFITS
- Fast at 1,700 rpm
- Compact for easy access
- Low noise & vibration for operator comfort

CP2612

SPEED IS KEY TO IMPROVE PRODUCTIVITY WITH CUSHION CLUTCH MODELS

See accessories on pages 65-66

★ GENERAL MAINTENANCE ★★ INDUSTRIAL MAINTENANCE & PRODUCTION ★★★ SUPER INDUSTRIAL

MODEL	PART NUMBER	OUTPUT HEX	FREE SPEED	MIN TORQUE		MAX TORQUE		NET WEIGHT		LENGTH		FREE SPEED AIR CONS.		VIBRATION LEVEL ISO 28927 (m/s²)		SOUND PRESS.	SOUND POWER	AIR INLET
		in.	rpm	ft.lb	Nm	ft.lb	Nm	lb	kg	in.	mm	cfm	l/s	a	k	ISO 15744 - dB(A)		in.
CP2612	615 192 2612	1/4	1,700	0.737	1.0	4.42	6.0	2.0	0.9	7.5	190	21.2	10.0	<2.5	-	77	88	1/4
CP2623	615 192 2623	1/4	1,800	1.106	1.5	4.056	5.5	1.8	0.8	8.2	207	27.8	13.1	<2.5	-	78	89	1/4

All models: Hose int. 3/8" (10mm) - @90 PSI (@6.3 Bar)

Listed specifications are for reference only. Please check documents in each tool.

Cushion Clutch screwdrivers

CP2816 ★★★

1,900 RPM

FOR INTENSIVE USE

FEATURES
- Robust aluminium housing
- Comfortable rubber grip
- Convenient single handed fwd/rev operation

BENEFITS
- Durable mechanism
- Quick torque setting
- Good for many applications

CP2817 ★★★

800 RPM

FOR MRO AND ASSEMBLY

FEATURES
- Up to 6.3 ft.lbs (8.5 Nm)
- Comfortable rubber grip
- Convenient single handed fwd/rev operation

BENEFITS
- Robust aluminium housing
- Comfortable rubber grip

CP2828 ★★★

1,600 RPM

CP2829

Similar features as CP2828 with higher torque

INDUSTRIAL & SLIM

FEATURES
- Small diameter - good grip
- High speed
- Low noise and vibration level

BENEFITS
- Robust aluminium housing
- Comfortable rubber grip
- Convenient single handed fwd/rev operation

See accessories on pages 65-66

★ GENERAL MAINTENANCE ★★ INDUSTRIAL MAINTENANCE & PRODUCTION ★★★ SUPER INDUSTRIAL

MODEL	PART NUMBER	OUTPUT HEX	FREE SPEED	MIN TORQUE		MAX TORQUE		NET WEIGHT		LENGTH		FREE SPEED AIR CONS.		VIBRATION LEVEL ISO 28927 (m/s²)		SOUND PRESS.	SOUND POWER	AIR INLET
		in.	rpm	ft.lb	Nm	ft.lb	Nm	lb	kg	in.	mm	cfm	l/s	a	k	ISO 15744 - dB(A)		in.
CP2816	**615 163 0020**	1/4	1,900	1.8	2.5	3.4	4.6	2.6	1.2	8.3	210	28.2	13.3	5.2	1.2	84	95	1/4
CP2817	**615 163 0030**	1/4	800	2.2	3.0	7	9.5	2.9	1.3	9.0	230	28.4	13.4	6.6	1.2	84	95	1/4
CP2828	**615 163 0040**	1/4	1,600	1.3	1.8	2.4	3.2	1.3	0.6	7.7	195	15.0	7.1	0.3	0.8	73	84	1/4
CP2829	**615 163 0050**	1/4	750	1.8	2.5	3.8	5.2	1.3	0.6	7.7	195	15.0	7.1	0.3	0.8	73	84	1/4

All models: Hose int. 3/8" (10mm) - @90 PSI (@6.3 Bar)

Listed specifications are for reference only. Please check documents in each tool.

Shut-Off Clutch Screwdrivers

CP2621 ★★

1,000 RPM

80 dB(A) QUIET VERSION

EASY HIGH TORQUE SETTING FOR VARIOUS ACCURATE TYPES OF ASSEMBLY

FEATURES
- Straight Push-to-start operation
- Keyless Torque setting adjustment
- Color rings for torque identification

BENEFITS
- Versatile thanks to wide & high torque range
- Low Noise for operator comfort
- Excellent accuracy for various applications

CP2622 ★★

1,700 RPM

80 dB(A) QUIET VERSION

PRODUCTIVE, ACCURATE & COMFORTABLE

FEATURES
- Convenient single handed fwd/rev operation
- Keyless Torque setting adjustment
- Color rings for torque identification

BENEFITS
- Productivity thanks to high speed
- Easy to operate thanks to ergonomics features
- Excellent accuracy for versatile applications

CP2611 ★★

1,000 RPM

PRODUCTIVE & ACCURATE PISTOL SHUT-OFF

FEATURES
- 3 air inlets for greater versatility
- Keyless Torque setting adjustment
- Color rings for torque identification

BENEFITS
- Versatile thanks to wide & high torque range
- Limited Noise level for operator comfort
- Excellent accuracy & easy torque adjustment

CP2611

WITH 3 AIR INLETS, THIS CP2611 CAN BE USED IN VERTICAL AND HORIZONTAL APPLICATIONS

See accessories on pages 65-66

★ GENERAL MAINTENANCE ★★ INDUSTRIAL MAINTENANCE & PRODUCTION ★★★ SUPER INDUSTRIAL

MODEL	PART NUMBER	OUTPUT HEX	FREE SPEED	MIN TORQUE		MAX TORQUE		NET WEIGHT		LENGTH		FREE SPEED AIR CONS.		VIBRATION LEVEL ISO 28927 (m/s²)		SOUND PRESS.	SOUND POWER	AIR INLET
		in.	rpm	ft.lb	Nm	ft.lb	Nm	lb	kg	in.	mm	cfm	l/s	a	k	ISO 15744 - dB(A)		in.
CP2611	615 192 2611	1/4	1,000	0.737	1.0	5.53	7.5	2.4	1.1	9.3	235	21.2	10.0	<2.5	-	80	91	1/4
CP2621	615 192 2621	1/4	1,000	0.59	0.8	4.79	6.5	1.8	0.8	9.1	232	30.9	14.6	<2.5	-	76	87	1/4
CP2622	615 192 2622	1/4	1,700	0.368	0.5	3.32	4.5	1.8	0.8	9.1	232	29.0	13.7	<2.5	-	75	86	1/4

All models: Hose int. 3/8" (10mm) - @90 PSI (@6.3 Bar)

Listed specifications are for reference only. Please check documents in each tool.

Shut-Off Clutch Screwdrivers

CP2005 ★★★

1,100 RPM

80 dB(A) QUIET VERSION

THE MOST ROBUST & DURABLE PISTOL

FEATURES
- Robust aluminum body
- Progressive trigger
- Convenient single handed fwd/rev operation

BENEFITS
- Accurate & reliable clutch
- Ergonomic handling for Operator comfort
- Durable housing, even for heavy duty applications

CP2008 ★★★

1,100 RPM

80 dB(A) QUIET VERSION

CP2010

Same features as CP2008 with higher torque and higher speed

CP2012

Same features as CP2010 with lever start

ACCURATE & DURABLE

FEATURES
- Accurate & durable Shut-off clutch screwdriver
- Robust Aluminum housing

BENEFITS
- Ideal for multiple applications
- Perfect for disassembly

CP2003 ★★★

1,100 RPM

80 dB(A) QUIET VERSION

CP2007

Same features as CP2003 with higher torque

COMPACT & LIGHTWEIGHT FOR LIGHT ASSEMBLY APPLICATIONS

FEATURES
- Straight Push-to-start operation
- Convenient single handed fwd/rev operation
- Low noise level

BENEFITS
- Compact & comfortable for production operations
- Reliable & Accurate for various fastenings

See accessories on pages 65-66

★ GENERAL MAINTENANCE ★★ INDUSTRIAL MAINTENANCE & PRODUCTION ★★★ SUPER INDUSTRIAL

MODEL	PART NUMBER	OUTPUT HEX	FREE SPEED	MIN TORQUE		MAX TORQUE		NET WEIGHT		LENGTH		FREE SPEED AIR CONS.		VIBRATION LEVEL ISO 28927 (m/s²)		SOUND PRESS.	SOUND POWER	AIR INLET
		in.	rpm	ft.lb	Nm	ft.lb	Nm	lb	kg	in.	mm	cfm	l/s	a	k	ISO 15744 - dB(A)		in.
CP2003	615 192 2003	1/4	1,100	0.295	0.4	1.106	1.5	0.9	0.4	7.7	197	8.5	4.0	<2.5	-	73	84	1/8 BSP
CP2005	615 192 2005	1/4	1,100	0.295	0.4	3.17	4.3	1.8	0.8	7.2	182	13.8	6.5	<2.5	-	76	87	1/8 BSP
CP2007	615 192 2007	1/4	1,100	0.295	0.4	3.17	4.3	1.3	0.6	9.8	250	13.8	6.5	<2.5	-	81	92	1/8 BSP
CP2008	615 192 2008	1/4	1,100	0.295	0.4	3.17	4.3	1.5	0.7	10.8	275	13.8	6.5	<2.5	-	76	87	1/8 BSP
CP2010	615 192 2010	1/4	1,470	1.475	2.0	4.056	5.5	2.0	0.9	10.0	253	19.1	9.0	<2.5	-	76	87	1/8 BSP
CP2012	615 192 2012	1/4	1,470	1.475	2.0	4.056	5.5	2.0	0.9	10.9	278	19.1	9.0	<2.5	-	73	84	1/4 BSP

All models: Hose int. 3/8" (10mm) - @90 PSI (@6.3 Bar)

Listed specifications are for reference only. Please check documents in each tool.

ACCESSORIES INCLUDED



MODEL	DESCRIPTION	PART NUMBER
CP2136, CP2141	Suspension bail	894 017 0488
CP2623, CP2612	Suspension bail Bits (2 Phillips E6.3) Color ring (4) Nipple Male 1/4"NPT	894 016 8729 894 020 0791 894 016 8074 -
CP2003, CP2005	Suspension bail Clutch Adjustment Hexagonal key	307683 - 69773
CP782	Suspension bail	C148806
CP783	Suspension bail	C148774

OPTIONAL ACCESSORIES

REAR EXHAUST HOSE ASSEMBLY - NOISE REDUCER

MODEL	DESCRIPTION	PART NUMBER
CP2755, CP2765, CP2780	Noise reducer	205 051 6493

SIDE HANDLE

MODEL	DESCRIPTION	PART NUMBER
CP2755, CP2765, CP2780	Side handle	205 049 8553

DID YOU KNOW THAT RUSTED BOLTS GREATLY AFFECTS CLAMPING FORCE? CLEAN BOLTS ARE KEY TO PROPER TIGHTENING. STUD CLEANERS ARE THE IDEAL SOLUTION. (PG. 61)

STUD CLEANER (Recommended with CP2755)

PART NUMBER	DESCRIPTION	DIAMETER		LENGTH		REPLACEMENT BRUSHES (SETS OF 5)
		IN.	MM	IN.	MM	
894 016 8858	STUD CLEANER M20X37L	0.79	20	1.46	37	894 016 9930
894 016 9793	STUD CLEANER M22X37L	0.87	22	1.46	37	894 016 9931
894 016 9794	STUD CLEANER M24X37L	0.94	24	1.46	37	894 016 9932
894 016 9927	STUD CLEANER M20X60L	0.79	20	2.36	60	894 016 9934
894 016 9928	STUD CLEANER M22X60L	0.87	22	2.36	60	894 016 9935
894 016 9929	STUD CLEANER M24X60L	0.94	24	2.36	60	894 016 9936
894 016 9795	STUD CLEANER M30X60L	1.18	30	2.36	60	894 016 9933

BALANCERS SELECTION (More balancers p208 & 209)

BALANCER	LOAD RANGE		STROKE		NET WEIGHT		PART NUMBER	CP TOOLS
	LB.	KG	FT	MM	LB.	MM		
CP9911 (UP TO 1KG)	0.8-2.2	0.4-1.0	5.2	1,600	1.3	0.6	894 109 9110	CP2036 / CP2037 / CP2754 / CP2621/ CP2622 / CP2003 / CP2005 / CP2007 / CP2008 / CP2010 / CP2828 / CP2829 / CP2136 / CP2141 / CP783
CP9912 (UP TO 2KG)	2.2-4.4	1.0-2.0	5.2	1,600	1.3	0.6	894 109 9120	CP2041 / CP2042 / CP2755 / CP2764 / CP2765 / CP2780 / CP2612 / CP2623 / CP2611 / CP2816 / CP2817 / CP782

ADAPTERS

DESCRIPTION	PART NO.
A = 1/4" NPT - B = 1/4" BSP	181523
A = 1/8" NPT - B = 1/8" BSP	61103

OIL PROTECTO-LUBE

DESCRIPTION	PART NUMBER
Oil for cleaning motor parts (0.12L)	CA149661
Oil for cleaning motor parts (0.59L)	CA000046
Oil for air lubrication (3.8L)	P089507



TUNE-UP KITS

MODEL	TUNE-UP KIT
CP2036	894 020 8405
CP2037	894 020 8401
CP2041	894 020 8402
CP2042	894 020 8406
CP2136	894 017 0493
CP2141	894 017 0516
CP2611	894 016 8415
CP2612	894 016 8416
CP2622	894 016 8464
CP2623	894 016 8330
CP2765	205 050 7803
CP2780	205 051 6763
CP2816	894 017 4042
CP2817	894 017 4068
CP2828/CP2829	894 017 4726

DIMENSIONS

MODEL	DIMENSIONS					
	L		H		A	
	in.	mm	in.	mm	in.	mm
CP780	8.3	210	5.9	150	0.78	31
CP781	8.9	226	5.9	150	0.78	31
CP782	9.6	245	-	-	0.76	30
CP783		226	-	-	0.61	16
CP2003	7.7	197	-	-	1.18	30
CP2005	7.2	182	5.6	143	0.67	17
CP2007	9.8	250	-	-	1.18	30
CP2008	10.8	275	-	-	1.3	32
CP2010	10.0	253	-	-	1.33	34
CP2012	10.9	278	-	-	1.33	34
CP2036	8.2	207	-	-	1.81	46
CP2037	8.2	207	-	-	2.44	62
CP2041	6.0	152	6.5	165	0.82	21
CP2042	6.0	152	6.5	165	0.82	21
CP2136	7.3	185	-	-	0.79	20
CP2141	5.6	143	5.9	150	0.82	21
CP2611	9.3	235	6.9	175	0.89	23
CP2612	7.5	190	6.9	175	0.89	23
CP2621	9.1	232	-	-	1.65	42
CP2622	9.1	232	-	-	1.65	42
CP2623	8.2	207	-	-	1.65	42
CP2754	8.3	210	6.9	175	0.75	19
CP2764	9.0	228	6.7	170	0.75	19
CP2755	6 2/7	160	5.9	149	0.83	21
CP2765	7	178	5.9	149	0.83	21
CP2780	6 1/2	164	5.9	149	0.86	22
CP2816	7 7/8	200	158	6,2	0.79	20
CP2817	7 7/8	200	158	6,2	0.79	20
CP2828	7 1/2	190	-	-	1.42	36
CP2829	7 1/2	190	-	-	1.42	36

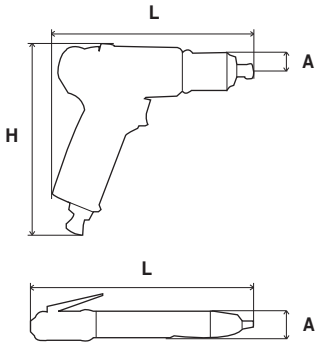

CORDLESS TOOLS

A complete range

Based on decades of expertise in building the right equipment for maintenance professionals, Chicago Pneumatic has developed a comprehensive range of battery-powered tools. Our 1/2" and 3/8" impact wrenches, 1/4" impact driver, 1/2" hammer drill, and 3/8" drill driver cover a widest range of workshop needs.

POWER & TORQUE

If you are used to air tools, you will be impressed with the CP cordless performance. A custom-designed motor and durable gearbox deliver the power and torque you need.

MOBILITY

With a CP cordless tool, your reach is endless. Portable by nature, our impact wrenches and drill drivers will travel with you from internal to external jobs. In addition, built in LED lights make them ideally suited for dimly lit applications.

A GOOD FIT

Your power tool should be a natural extension of your hand. All CP cordless tools are designed with an ergonomic handle for maximum confort. Switches are strategically placed for comfort and ease of use.

RUGGED

In and out of the tool box, dirty hands, greasy floors,… CP knows the demanding conditions your equipment must endure. The components and housing of the CP cordless range were designed to provide maximum reliability and durability.

CP8848

POWERFUL & EFFICIENT

FEATURES

- ½" anvil with ring retainer
- Max. torque: 850 ft.lb/1,150 Nm in reverse
- Variable speed trigger

BENEFITS

- Long lasting 20V / 4Ah battery or 6Ah battery
- Rubber battery dampeners absorb impacts and shocks
- Single-hand forward/reverse operation

CP8848

1/2" Impact Wrench

CP8848 Pack

NEW

Part No. 894 108 8484
Kit includes:
- **(1) 1/2" cordless Impact wrench CP8848**
- (2) 6 Ah batteries
- (1) charger

CP8848K Pack US

NEW

Part No. 894 108 8485
Kit includes:
- **(1) 1/2" cordless Impact wrench CP8848**
- (2) 6 Ah batteries
- (1) charger

20V / 4.0Ah or 6.0Ah

See accessories on pages 74-75

GENERAL MAINTENANCE | INDUSTRIAL MAINTENANCE & PRODUCTION | SUPER INDUSTRIAL

MODEL	PART NUMBER	OUTPUT DRIVE	FREE SPEED	MAX. TORQUE IN REVERSE		WORKING TORQUE		WEIGHT INCL. BATTERY		WEIGHT EXCL. BATTERY		LENGTH		HEIGHT		WIDTH		VIBRATION LEVEL ISO 28927 (m/s²)		SOUND PRESS.	SOUND POWER	BATTERY	
		in.	rpm	ft.lb	Nm	ft.lb	Nm	lb	kg	lb	kg	in	mm	in	mm	in	mm	a	k	ISO 15744 - DB(A)		V	Ah
CP8848 Bare tool	894 108 8489	1/2	1,900	850	1,150	50-700	68-950	6.9	3.1	5.35	2.43	9.5	243	9.88	251	3.18	81	12.2	2.3	89	100	20	4
CP8848 Pack	894 108 8480	1/2	1,900	850	1,150	50-700	68-950	6.9	3.1	5.35	2.43	9.5	243	9.88	251	3.18	81	12.2	2.3	89	100	20	4
NEW **CP8848 Pack** with 6Ah battery	894 108 8484	1/2	1,900	850	1,150	50-700	68-950	6.9	3.1	5.35	2.43	9.5	243	9.88	251	3.18	81	12.2	2.3	89	100	20	6
CP8848K Pack US	894 108 8481	1/2	1,900	850	1,150	50-700	68-950	6.9	3.1	5.35	2.43	9.5	243	9.88	251	3.18	81	12.2	2.3	89	100	20	4
NEW **CP8848K Pack US** with 6Ah battery	894 108 8485	1/2	1,900	850	1,150	50-700	68-950	6.9	3.1	5.35	2.43	9.5	243	9.88	251	3.18	81	12.2	2.3	89	100	20	6

** For bare tools, extra individual batteries and chargers are available (see page 70).*

Listed specifications are for reference only. Please check documents provided with tool or on www.cp.com

1/2" Impact Wrench

CP8848-2 Pack

NEW

Part No. 894 108 8486
Kit includes:
- **(1) 1/2" cordless Impact wrench CP8848-2**
- (2) 6 Ah batteries
- (1) charger

CP8848-2K Pack US

NEW

Part No. 894 108 8487
Kit includes:
- **(1) 1/2" cordless Impact wrench CP8848-2**
- (2) 6 Ah batteries
- (1) charger

20V / 4.0Ah or 6.0Ah

CP8848-2

1/2

POWERFUL & EFFICIENT

FEATURES

- ½" anvil with ring retainer
- Max. torque: 850 ft.lb/1,150 Nm in reverse
- Variable speed trigger

BENEFITS

- Long lasting 20V / 4Ah battery or 6Ah battery
- Rubber battery dampeners absorb shock from impactsSingle-hand forward/reverse operation

CP8848-2

See accessories on pages 74-75

GENERAL MAINTENANCE | INDUSTRIAL MAINTENANCE & PRODUCTION | SUPER INDUSTRIAL

MODEL	PART NUMBER	OUTPUT DRIVE	FREE SPEED	MAX. TORQUE IN REVERSE		WORKING TORQUE		WEIGHT INCL. BATTERY		WEIGHT EXCL. BATTERY		LENGTH		HEIGHT		WIDTH		VIBRATION LEVEL ISO 28927 (m/s²)		SOUND PRESS.	SOUND POWER	BATTERY	
		in.	rpm	ft.lb	Nm	ft.lb	Nm	lb	kg	lb	kg	in	mm	in	mm	in	mm	a	k	ISO 15744 - DB(A)		V	Ah
CP8848-2 Bare tool	**894 108 8488**	1/2	1,900	850	1,150	50-700	68-950	7.4	3.4	5.79	2.63	11.5	291	9.88	251	3.18	81	12.2	2.3	89	100	20	4
CP8848-2 Pack	**894 108 8482**	1/2	1,900	850	1,150	50-700	68-950	7.4	3.4	5.79	2.63	11.5	291	9.88	251	3.18	81	12.2	2.3	89	100	20	4
NEW **CP8848-2 Pack** with 6Ah battery	**894 108 8486**	1/2	1,900	850	1,150	50-700	68-950	7.4	3.4	5.79	2.63	11.5	291	9.88	251	3.18	81	12.2	2.3	89	100	20	6
CP8848-2K Pack US	**894 108 8483**	1/2	1,900	850	1,050	50-700	68-950	7.4	3.4	5.79	2.63	11.5	291	9.88	251	3.18	81	12.2	2.3	89	100	20	4
NEW **CP8848-2K Pack US** with 6Ah battery	**894 108 8487**	1/2	1,900	850	1,150	50-700	68-950	7.4	3.4	5.79	2.63	11.5	291	9.88	251	3.18	81	12.2	2.3	89	100	20	6

** For bare tools, extra individual batteries and chargers are available (see page 70).*

Listed specifications are for reference only. Please check documents provided with tool or on www.cp.com

CP8828 ★

3/8

COMPACT & VERSATILE

FEATURES

- 3/8" anvil with ring retainer
- Max. torque: 150 ft.lb/205 Nm in reverse
- Variable speed trigger

BENEFITS

- Great power/weight ratio
- Long lasting 20V / 4Ah battery
- Rubber battery dampeners absorb impacts and shocks

CP8828

3/8" Impact Wrench

CP8828 Pack

Part No. 894 108 8280
Kit includes:
- **(1) 3/8" cordless Impact wrench CP8828**
- (2) 4 Ah batteries
- (1) charger

CP8828K Pack US

Part No. 894 108 8281
Kit includes:
- **(1) 3/8" cordless Impact wrench CP8828**
- (2) 4 Ah batteries
- (1) charger

20V / 4.0Ah

See accessories on pages 74-75

GENERAL MAINTENANCE | INDUSTRIAL MAINTENANCE & PRODUCTION | SUPER INDUSTRIAL

MODEL	PART NUMBER	OUTPUT DRIVE	FREE SPEED	MAX. TORQUE IN REVERSE		WORKING TORQUE		WEIGHT INCL. BATTERY		WEIGHT EXCL. BATTERY		LENGTH		HEIGHT		WIDTH		VIBRATION LEVEL ISO 28927 (m/s²)		SOUND PRESS.	SOUND POWER	BATTERY	
		in.	rpm	ft.lb	Nm	ft.lb	Nm	lb	kg	lb	kg	in	mm	in	mm	in	mm	a	k	ISO 15744 - DB(A)		V	Ah
CP8828 Bare tool*	**894 108 8289**	3/8	2,400	150	205	30-128	40-174	4.0	1.9	2.38	1.08	6.0	153	9.27	237	2.3	58	<2,5	-	96	107	20	4
CP8828 Pack	**894 108 8280**	3/8	2,400	150	205	30-128	40-174	4.0	1.9	2.38	1.08	6.0	153	9.27	237	2.3	58	<2,5	-	96	107	20	4
CP8828K Pack US	**894 108 8281**	3/8	2,400	150	205	30-128	40-174	4.0	1.9	2.38	1.08	6.0	153	9.27	237	2.3	58	<2,5	-	96	107	20	4

** For bare tools, extra individual batteries and chargers are available (see page 70).*

Listed specifications are for reference only. Please check documents provided with tool or on www.cp.com

1/4" Impact Driver

CP8818 Pack

Part No. 894 108 8180
Kit includes:
- **(1) 1/4" cordless Impact wrench CP8818**
- (2) 1.5 Ah batteries
- (1) charger

CP8818K Pack US

Part No. 894 108 8181
Kit includes:
- **(1) 1/4" cordless Impact wrench CP8818**
- (2) 1.5 Ah batteries
- (1) charger

12V / 1.5Ah

CP8818

1/4 HEX

ULTRA COMPACT & LIGHTWEIGHT

FEATURES

- ¼" quick change hex bit holder
- Max. torque: 85 ft.lb/115 Nm in reverse
- Variable speed trigger

BENEFITS

- Ultra compact for work in small and confined spaces
- LED lighting for dimly lit work areas
- Single-hand forward/reverse operation

CP8818

See accessories on pages 74-75

GENERAL MAINTENANCE | INDUSTRIAL MAINTENANCE & PRODUCTION | SUPER INDUSTRIAL

MODEL	PART NUMBER	OUTPUT	FREE SPEED	MAX. TORQUE IN REVERSE		WORKING TORQUE		WEIGHT INCL. BATTERY		WEIGHT EXCL. BATTERY		LENGTH		HEIGHT		WIDTH		VIBRATION LEVEL ISO 28927 (m/s²)		SOUND PRESS.	SOUND POWER	BATTERY	
		in.	rpm	ft.lb	Nm	ft.lb	Nm	lb	kg	lb	kg	in	mm	in	mm	in	mm	a	k	ISO 15744 - DB(A)		V	Ah
CP8818 Bare tool*	**894 108 8189**	1/4 Hex.	2,000	85	115	16-71	23-97	2.4	1.1	1.98	0.9	6.3	161	7.29	185.3	2.18	55.5	4.8	1.5	87	98	12	1.5
CP8818 Pack	**894 108 8180**	1/4 Hex.	2,000	85	115	16-71	23-97	2.4	1.1	1.98	0.9	6.3	161	7.29	185.3	2.18	55.5	4.8	1.5	87	98	12	1.5
CP8818K Pack US	**894 108 8181**	1/4 Hex.	2,000	85	115	16-71	23-97	2.4	1.1	1.98	0.9	6.3	161	7.29	185.3	2.18	55.5	4.8	1.5	87	98	12	1.5

** For bare tools, extra individual batteries and chargers are available (see page 70).*

Listed specifications are for reference only. Please check documents provided with tool or on www.cp.com

CP8548

STRONG & VERSATILE

FEATURES

- ½" spindle lock and keyless chuck
- Max. torque 60 ft.lbs/82 Nm
- Variable speed trigger

BENEFITS

- 3 modes (screwing, drilling and hammer drilling)
- Independent LED lighting for dimly lit work surfaces
- Includes torque reaction handle

CP8548

1/2" Hammer Drill Driver

CP8548 Pack

Part No. 894 108 5480
Kit includes:
- **(1) 1/2" cordless hammer drill CP8548**
- (2) 4 Ah batteries
- (1) charger

CP8548K Pack US

Part No. 894 108 5481
Kit includes:
- **(1) 1/2" cordless hammer drill CP8548**
- (2) 4 Ah batteries
- (1) charger

20V / 4.0Ah

See accessories on pages 74-75

GENERAL MAINTENANCE | INDUSTRIAL MAINTENANCE & PRODUCTION | SUPER INDUSTRIAL

MODEL	PART NUMBER	CHUCK		FREE SPEED 1ST/2ND GEAR	PERCUSSION UNDER LOAD 1ST/2ND GEAR	MAX. TORQUE		Ø DRILLING CAPACITY IN						Ø WOOD SCREWS WITHOUT PREDRILLING		WEIGHT INCL./EXCL. BATTERY		VIBRATION LEVEL ISO 28927 (m/s²)		SOUND PRESS.	SOUND POWER	BATTERY	
								STEEL		WOOD		BRICK & TILE											
		in	mm	RPM	BPM	ft.lb	Nm	in	mm	in	mm	in	mm	in	mm	lb	kg	a	k	ISO 15744 - DB(A)		V	Ah
CP8548 Bare tool*	**894 108 5489**	1/16" - 1/2"	1.5 - 13	0 - 450/0 - 1600	7200/25600	60	82	0.5	13	2.16	55	0.63	16	0.31	8	5.3/3.7	2.4/1.68	2.5	1.5	88	99	20	4
CP8548 Pack	**894 108 5480**	1/16" - 1/2"	1.5 - 13	0 - 450/0 - 1600	7200/25600	60	82	0.5	13	2.16	55	0.63	16	0.31	8	5.3/3.7	2.4/1.68	2.5	1.5	88	99	20	4
CP8548K Pack US	**894 108 5481**	1/16" - 1/2"	1.5 - 13	0 - 450/0 - 1600	7200/25600	60	82	0.5	13	2.16	55	0.63	16	0.31	8	5.3/3.7	2.4/1.68	2.5	1.5	88	99	20	4

** For bare tools, extra individual batteries and chargers are available (see page 70).*

Listed specifications are for reference only. Please check documents provided with tool or on www.cp.com

3/8" Hammer Drill Driver

CP8528 Pack

Part No. 894 108 5280
Kit includes:
- **(1) 3/8" cordless drill driver CP8528**
- (2) 1.5 Ah batteries
- (1) charger

CP8528K Pack US

Part No. 894 108 5281
Kit includes:
- **(1) 3/8" cordless drill driver CP8528**
- (2) 1.5 Ah batteries
- (1) charger

12V / 1.5Ah

CP8528

ULTRA COMPACT & LIGHTWEIGHT

FEATURES

- ⅜" spindle lock and keyless chuck
- Max. torque: 24 ft.lbs/34 Nm
- Variable speed trigger

BENEFITS

- Ultra compact
- LED lighting for dimly lit work areas
- Ergonomic handle fits your hand perfectly

CP8528

See accessories on pages 74-75

GENERAL MAINTENANCE | INDUSTRIAL MAINTENANCE & PRODUCTION | SUPER INDUSTRIAL

MODEL	PART NUMBER	CHUCK		FREE SPEED 1ST/2ND GEAR	MAX. TORQUE		Ø DRILLING CAPACITY IN						Ø WOOD SCREWS WITHOUT PREDRILLING		WEIGHT INCL./EXCL. BATTERY		VIBRATION LEVEL ISO 28927 (m/s²)		SOUND PRESS.	SOUND POWER	BATTERY	
							STEEL		WOOD		BRICK & TILE											
		in	mm	RPM	ft.lb	Nm	in	mm	in	mm	in	mm	in	mm	lb	kg	a	k	ISO 15744 - DB(A)		V	Ah
CP8528 Bare tool*	**894 108 5289**	1/16" - 3/8"	1.5 - 10	0 - 350/0 - 1500	24	34	0.39	10	0.78	20	0.39	10	0.23	6	2.6/2.2	1.2/1	1.1	1.5	69	80	12	1,5
CP8528 Pack	**894 108 5280**	1/16" - 3/8"	1.5 - 10	0 - 350/0 - 1500	24	34	0.39	10	0.78	20	0.39	10	0.23	6	2.6/2.2	1.2/1	1.1	1.5	69	80	12	1,5
CP8528K Pack US	**894 108 5281**	1/16" - 3/8"	1.5 - 10	0 - 350/0 - 1500	24	34	0.39	10	0.78	20	0.39	10	0.23	6	2.6/2.2	1.2/1	1.1	1.5	69	80	12	1,5

** For bare tools, extra individual batteries and chargers are available (see page 70).*

Listed specifications are for reference only. Please check documents provided with tool or on www.cp.com

Accessories

CP20XP60
6-Ah 20-Volt
Lithium-ion battery

CP20XP40
4-Ah 20-V
Lithium-ion battery

CP12XP
1.5-Ah 12-V
Lithium-ion battery

2X LONGER RUNTIME
Increases your productivity

WIDE TEMPERATURE WORKING RANGE
-0.4° F to 122° F
-18° C to 50° C

THERMAL & CURRENT OVERLOAD PROTECTION
Protection against over-heating and over-loading

INDIVIDUAL CELL MONITORING
Protection during charge and discharge

CP BATTERY SPECIFICATIONS

MODEL	PART NUMBER	VOLTAGE	AMP. HOUR	CHARGING TIME	DIMENSIONS		WEIGHT	
		V	Ah	min	in	mm	lb	kg
CP12XP	894 017 2263	12	1.5	30	2 x 1.81 x 3.42	51 x 46 x 87	0.41	0.19
CP20XP40	894 017 2261	20	4	90	2.4 x 3.5 x 5.11	62 x 89 x 130	1.6	0.725
CP20XP60	894 017 3636	20	6	90	2.4 x 3.5 x 5.11	62 x 89 x 130	1.6	0.725

Maximum initial battery voltage - measured without a workload - is 20 volts. Nominal voltage is 18.

12-VOLT CHARGER SPECIFICATIONS

MODEL	PART NUMBER	VOLTAGE	AMP. HOUR	CHARGING TIME	DIMENSIONS		WEIGHT	
		V	Ah	min	in	mm	lb	kg
CP12CHE 12V EU	894 017 2259	12	1.5	30	2.83 x 4.72 x 6.7	72 x 120 x 170	1.2	0.54
CP12CHU 12V US	894 017 2283	12	1.5	30	2.83 x 4.72 x 6.7	72 x 120 x 170	1.2	0.54
CP12CHA 12V AUS	894 017 2285	12	1.5	30	2.83 x 4.72 x 6.7	72 x 120 x 170	1.2	0.54
CP12CHK 12V UK	894 017 2284	12	1.5	30	2.83 x 4.72 x 6.7	72 x 120 x 170	1.2	0.54
CP12CHO 12V KOR	894 017 4304	12	1.5	30	2.83 x 4.72 x 6.7	72 x 120 x 170	1.2	0.54

20-VOLT CHARGER SPECIFICATIONS

MODEL	PART NUMBER	VOLTAGE	AMP. HOUR	CHARGING TIME	DIMENSIONS		WEIGHT	
		V	Ah	min	in	mm	lb	kg
CP20CHE 20V EU	894 017 2262	20	4	90	3.6 x 4.92 x 7.48	91 x 125 x 190	1.58	0.72
CP20CHU 20V US	894 017 2286	20	4	90	3.6 x 4.92 x 7.48	91 x 125 x 190	1.58	0.72
CP20CHA 20V AUS	894 017 2288	20	4	90	3.6 x 4.92 x 7.48	91 x 125 x 190	1.58	0.72
CP20CHK 20V UK	894 017 2287	20	4	90	3.6 x 4.92 x 7.48	91 x 125 x 190	1.58	0.72
CP20CHO 20V KOR	894 017 4305	20	4	90	3.6 x 4.92 x 7.48	91 x 125 x 190	1.58	0.72

NEW 12-20-VOLT CHARGER DUAL SPECIFICATIONS

MODEL	PART NUMBER	VOLTAGE	AMP. HOUR	CHARGING TIME	DIMENSIONS		WEIGHT	
		V	Ah	min	in	mm	lb	kg
CP12-20CH DUAL EU	894 017 3638	12 - 20 V	4	60	3.85 x 6.92 x 8.34	98 x 176 x 212	2.58	1.17
CP12-20CH DUAL UK	894 017 4701	12 - 20 V	4	60	3.85 x 6.92 x 8.34	98 x 176 x 212	2.58	1.17
CP12-20CH DUAL AUS	894 017 4702	12 - 20 V	4	60	3.85 x 6.92 x 8.34	98 x 176 x 212	2.58	1.17

Accessories

21-Piece General Use Drill Bit Set
(Imperial - for North American markets)
Part No. 8940172304
- ∅: 1/16, 5/64, 3/32, 7/64, 1/8, 9/64, 5/32, 11/64, 3/16, 13/64, 7/32, 15/64, 1/4, 1, 7/64, 9/32, 19/64, 5/16, 21/64, 11/32, 23/64 , 3/8 in
- High performance: HSS4241 and tin tips
- Multiple drilling uses: 135° tip shape
- Metal box

8-Piece Concrete Drill Bit Set
(Metric - not for North American markets)
Part No. 8940172302
- ∅: 3, 4, 5, 6, 7, 8, 9, 10 mm
- High durability: carbide tip and body in 45C steel
- High drilling efficiency: 130° diamond head

8-Piece Wood Drill Bit Set
(Metric - not for North American markets)
Part No. 8940172301
- ∅: 3, 4, 5, 6, 7, 8, 9, 10 mm
- High performance: 45C steel and cutting shoulder
- High precision: Pointer
- Plastic box

19-Piece Metal Drill Bit Set
(Metric - not for North American markets)
Part No. 8940172303
- ∅: 1, 1.5, 2, 2.5, 3, 3.5, 4, 4.5, 5, 5.5, 6, 6.5, 7, 7.5, 8, 8.5, 9, 9.5, 10 mm
- High durability & performance: HSS 4241 and tin tips
- High metal drilling precision: 118° tip shape

31-Piece 25 mm Driver Bit Set (ISO1173)
Part No. 8940172305
- High screw performance: chrome vanadium steel
- 1 magnetic locking ring bit holder, fast bit change (drive: ¼" - 6.35 mm - length: 2.56" - 65 mm)
- Plastic box
- Slotted: 4, 5, 6, 7 mm
- Phillips ®: PH0, 2 x PH1, 3 x PH2, 2 x PH3
- Pozidriv ®: 2 x PZ1, 3 x PZ2, 2 x PZ3
- Torx ®: T10, T15, T20, T25, T30
- Hexagonal: 2, 2.5, 3, 4, 5, 6 mm

½" Drive Impact Socket Sets

Part No.	Model	Description (sizes)
894 016 4464	SS413WP	3PC, Deep thin wall protector set [17, 19, 21 mm]
894 016 6760	SS413DTW	3PC, Deep thin wall set [17, 19, 21 mm]
894 016 4465	SS4013D	13PC, Deep SAE set
894 016 4458	SS4114D	14PC, Deep metric set

More references available in the CP Socket Catalog (Réf.: 615 994 230)

MAGNETIC TOOL HOLDER

TOOL	PART NUMBER
CP9841	894 016 6664

Ideal for 1/2" impacts or smaller

GLOVES

DESCRIPTION	PART NUMBER
Impact Gloves: Medium	**894 017 1574**
Impact Gloves: Large	**894 015 8618**
Impact Gloves: X Large	**894 015 8619**
Impact Gloves: XX Large	**894 017 1573**

Notes

CP ToolBox

Get the free CP ToolBox

Scan this QR code or visit http://qr.cp.com/app

Browse the complete CP product range in just a few taps.

Specifications, part breakdowns, manuals, and more at your fingertips. CP ToolBox offers comprehensive tool information anytime, even in locations without an internet connection.

GRINDING

DIE GRINDERS

For smaller surface applications and/or precision material removal, collet type grinders are preferred for deburring, die countouring, light chamfering.

WHEEL GRINDERS

ANGLE AND VERTICAL GRINDERS

For medium and large surfaces, wheel grinders are designed for grinding, cutting, countouring at a high material removal rate.

For maximum material removal with minimum effort, choose the best tool.

STEP 1

Applications

- Materials
- Access
- Intensity
- Precision

STEP 2

Abrasives

- Carbide burrs
- Mounted points
- Grinding wheels
- Cutting wheels
- Flap wheels

STEP 3

Tools

- Die grinders
- Angle grinders
- Vertical grinders
- Extended shaft grinders

	DIE GRINDERS / STRAIGHT WHEEL GRINDERS	ANGLE GRINDERS / VERTICAL GRINDERS
★★★ SUPER INDUSTRIAL	CP3000-600CR CP3019 - CP3109 - CP3119 CP3249	CP3019 - CP3109 CP3650 - CP3850 CP3349
★★ INDUSTRIAL MAINTENANCE AND PRODUCTION	CP9104Q CP3000 - CP3030 CP3451 - CP9113 - CP3550	CP3040 - CP3450 CP857 - CP7540 - CP7545 - CP7550 CP3550 - CP3330 - CP3340
★ GENERAL MAINTENANCE	CP875 - CP876 CP860 CP 9105 - CP9106 - CP9108 - CP 9110 - CP9111 - CP9112	CP7500 CP854 CP9120 - CP9121 - CP9122 - CP9123

Caution: The selected grinder speed should not be higher than Maximum Operating Speed recommended by abrasive manufacturers

GRINDING

ERGONOMIC FEATURES

Chicago Pneumatic Abrasive Tools are designed with advanced ergonomics and features required to enable operators to achieve increased productivity levels:

- Significant sound and vibration reduction - helps reduce operator fatigue and improve performance.
- Complete line - designed for maximum productivity under rugged conditions.
- Wide choice of tools - die grinders, small wheel grinders, horizontal grinders, and vertical grinders.
- Powerful yet lightweight - produces more power per pound than comparable electric models.
- Air powered - Minimal risk of electrical shock or overheating - even with continuous use.

OTHER FEATURES:

- Rugged construction - to withstand tough use.
- Heat treated internal parts - keep tool operating, minimize repairs.
- Engineered to minimize downtime - simple replacement of rotor blades usually restores original power.
- Wide variety of accessories - Increases productivity, ergonomics, and safety.

COLLET GRINDERS

Recommended speeds depend on both the shank and head diameter of the carbide burr.

The choice of burr depends on the size of your application. A larger volume of material to be removed will require a larger size abrasive. Select the tool rpm depending on the diameter of the burr head, the material to be ground and the material in the rotary burr. Use tungsten carbide burrs for hard and tough materials. High speed steel burs are recommended for unhardened and medium hard materials. See table.

DIAMETER OF THE HEAD OF THE CARBIDE BURRS					
MATERIAL TYPE	1/8" (3 mm)	1/4" (6 mm)	3/8" (10 mm)	1/2" (12 mm)	5/8" (16 mm)
	SPEED (RPM)				
Steel	60,000 - 90,000	45,000 - 60,000	30,000 - 40,000	22,500 - 30,000	18,000 - 24,000
Tempered steel	60,000 - 90,000	30,000 - 45,000	19,000 - 30,000	15,000 - 22,500	12,000 - 18,000
Stainless steel	60,000 - 90,000	30,000 - 45,000	19,000 - 30,000	15,000 - 22,500	12,000 - 18,000
Casting	45,000 - 90,000	22,500 - 60,000	15,000 - 40,000	11,000 - 30,000	9,000 - 24,000
Titanium	60,000 - 90,000	30,000 - 45,000	19,000 - 30,000	15,000 - 22,500	12,000 - 18,000
Nickel	60,000 - 90,000	30,000 - 45,000	19,000 - 30,000	15,000 - 22,500	12,000 - 18,000
Copper & copper alloys	45,000 - 90,000	22,500 - 60,000	15,000 - 40,000	11,000 - 30,000	9,000 - 24,000
Aluminium	30,000 - 90,000	15,000 - 70,000	10,000 - 50,000	7,000 - 3,8000	6,000 - 30,000
Plastics	30,000 - 90,000	15,000 - 70,000	10,000 - 50,000	7,000 - 3,8000	6,000 - 30,000
Cermet	60,000 - 90,000	30,000 - 45,000	19,000 - 30,000	15,000 - 22,500	12,000 - 18,000

Small precision deburring: die grinding is performed with either tungsten carbide, high speed steel burrs or mounted points.

Carbide Burrs

Mounted Points

WHEEL GRINDERS

Pure material removal, regardless of whether it is removed from a cramped or an open space, is determined by the power generated on the grinding application. The applied feed force and the rotation of the wheel generates a cutting force which when multiplied by the peripheral speed of the wheel, represents the power for removing material (power = peripheral speed x cutting force).

Chicago Pneumatic grinders features a high degree of safety. Safety throttles, over-speed shut-off and wheel guards are good examples of product safetey features carried by your grinders.
The table below will help you to translate the peripheral speed of the grinding wheel to the correct rotational speed of the grinder when using a specific diameter of grinding wheel.

MAXIMUM WORK SPEED IN M/S OR FEET/MIN								
DIAMETER IN. (MM)	32	35	40	50	63	**80**	100	125
	6,300	6,890	7,875	9,842	12,401	**15,750**	19,685	24,600
1 (25)	24,450	26,740	30,560	38,200	48,130	**61,120**	76,390	95,490
1-1/4 (32)	19,100	20,890	23,870	29,840	37,600	**47,750**	59,680	74,600
1-9/16 (40)	15,280	16,710	19,100	23,870	30,080	**38,200**	47,750	59,680
2 (50)	1,220	13370	15,280	19,100	24,060	**30,560**	38,200	47,750
2-1/2 (63)	9,700	10,610	12,130	15,160	19,100	**24,250**	30,320	37,890
3 (75)	7,640	8,360	9,550	11940	15,040	**19,100**	23,870	29,840
4 (100)	6,110	6,680	7,640	9,550	12,030	**15,280**	19,100	23,870
5 (125)	4,890	5,350	6,110	7,640	9,630	**12,220**	15,280	19,100
6 (150)	4,070	4,460	5,090	6,370	8,020	**1,190**	12,730	15,920
7 (180)	3,400	3,710	4,240	5,310	6,680	**8,490**	10,610	13,260
7-7/8 (200)	3,060	3,340	3,820	4,780	6,020	**7,640**	9,550	11,940
9 (230)	2,660	2,910	3,320	5,150	5,230	**6,640**	8,300	10,380
9-27/32 (250)	2,440	2,670	3,060	3,820	4,810	**6,110**	7,640	9,550
11-13/16 (300)	2,040	2,230	2,550	3,180	4,010	**5,090**	6,370	7,960

HOW ENSURE SAFE OPERATION:

- Check the tool free speed
- Match the maximum speed of the abrasive to the grinder
- Inspect the grinding wheel
- Inspect the flange
- Inspect the wheel guard
- Wear protection goggles, gloves & hearing protection
- Test run your grinder in a protected area after assembling the wheel
- Make sure that the tools receive proper maintenance, see service sheet
- Disconnect the tool from the air network before changing accessories abrasives.

< 0.12 hp (90 W) Die Grinders

CP9104Q

60,000 RPM

1/8" 3 MM

CP9104Q K

See details on page 95

HIGH-SPEED FOR PRECISION WORK

FEATURES
- Includes 1/8", 3mm collet
- Very low noise level: only 71 dB(A)
- Includes silencer hose

BENEFITS
- General maintenance application
- Easy to handle
- Quiet and lightweight

CP3000-600CR

60,000 RPM

HIGH SPEED & DURABLE BODY

1/8" 3 MM

FEATURES
- 1/8" collet - Product for imperial system only
- Steel but lightweight body
- Included silencer hose

BENEFITS
- Industrial Production applications pencil grinder
- Great durability
- Operator comfort

CP3000-600CR

CP3000-600CR

Same features as CP3000-600CR 1/8, with 3 mm collet capacity

See accessories on pages 92-97

GENERAL MAINTENANCE | INDUSTRIAL MAINTENANCE & PRODUCTION | SUPER INDUSTRIAL

MODEL	PART NUMBER	FREE SPEED	POWER		COLLET CAPACITY		AIR CONS. @LOAD		NET WEIGHT		LENGTH		VIBRATION LEVEL ISO 28927 (m/s²)		SOUND PRESS.	SOUND POWER	AIR INLET
		rpm	hp	W	in.	mm	cfm	l/s	lb	kg	in.	mm	a	k	ISO 15744 - dB(A)		in.
CP9104Q	615 195 9104	60,000	0.05	40	1/8	3	7	3.2	0.5	0.2	5.2	133	<2.5	-	71	82	1/4
CP3000-600CR	615 160 0140	60,000	0.12	90	1/8	3.2	5.5	2.6	0.3	0.1	6	153	<2.5	-	71	82	1/4
CP3000-600CR	615 160 0330	60,000	0.12	90	-	3	5.5	2.6	0.3	0.1	6	153	<2.5	-	71	82	1/4

All models: Hose int. 3/8" (10mm) - @90 PSI (@6.3 Bar)

Listed specifications are for reference only. Please check documents in each tool.

<0.47 hp (350 W) Die Grinders

The CP91 Series Benefits

- General maintenance application
- High operator comfort
- Power and performance
- Ideal for limited space applications

CP9105Q-B ★★ 28,000 RPM

1/4" (6.35 MM)

6 MM

QUIET & EFFICIENT

FEATURES
- Rubber overmould grip
- Swivel air inlet
- Built-in air regulator

CP9106Q-B

Same features as CP9105Q-B with 23,000 rpm and 90° angle head

CP9108Q-B

Same features as CP9105Q-B with 23,000 rpm and 120° angle head

CP9110Q-B

Same features as CP9105Q-B with 27,000 rpm and with extended shaft

CP9111Q-B ★★ 22,000 RPM

1/4" (6.35 MM)

6 MM

CP9112Q-B

Same features as CP9111Q-B with extended shaft

CP9111Q-B Kit Metric

See details on page 95

POWERFUL & QUIET

FEATURES
- Rubber overmould grip
- Swivel air inlet
- Built-in air regulator

See accessories on pages 92-97

★ GENERAL MAINTENANCE ★★ INDUSTRIAL MAINTENANCE & PRODUCTION ★★★ SUPER INDUSTRIAL

MODEL	PART NUMBER	FREE SPEED	POWER		COLLET CAPACITY		AIR CONS. @LOAD		NET WEIGHT		LENGTH		VIBRATION LEVEL ISO 28927 (m/s²)		SOUND PRESS.	SOUND POWER	AIR INLET
		rpm	hp	W	in.	mm	cfm	l/s	lb	kg	in.	mm	a	k	ISO 15744 - dB(A)		in.
CP9105Q-B	615 195 2105	28,000	0.32	240	1/4	6.35	8.7	4.1	0.8	0.4	6.3	160	3.6	2.0	80	91	1/4
CP9106Q-B	615 195 2106	23,000	0.32	240	1/4	6.35	8.7	4.1	1.5	0.7	6.5	165	5.1	2.6	80	91	1/4
CP9108Q-B	615 195 2108	23,000	0.32	240	1/4	6	8.7	4.1	1.1	0.5	7.9	200	5.1	1.6	80	91	1/4
CP9110Q-B	615 195 2110	27,000	0.32	240	1/4	6	8.7	4.1	1.5	0.7	10.2	260	4.9	2.5	80	91	1/4
CP9111Q-B	615 195 2111	22,000	0.47	350	1/4	6	8.7	4.1	1.5	0.7	6.3	160	3.7	1.6	80	91	1/4
CP9112Q-B	615 195 2112	22,000	0.47	350	1/4	6	8.7	4.1	2.9	1.3	13.4	340	2.7	1.2	80	91	1/4

All models: Hose int. 3/8" (10mm) - @90 PSI (@6.3 Bar)

Listed specifications are for reference only. Please check documents in each tool.

<0.54 hp (400 W) Die Grinders

CP875

22,500 RPM

1/4" 6 MM

COMPACT ANGLE DIE GRINDER

CP875 K

See detais on page 95

CP876

Same features as CP875 with 30000 rpm and straight body

FEATURES
- Includes 1/4" and 6 mm collet
- 90° angle head allows flexibility in tight areas
- Built-in air regulator

BENEFITS
- General maintenance applications
- Compact and lightweight tool designed for easy maneuverability
- Ideal for limited space applications

CP860

24,000 RPM

1/4" (6.35 MM)

GREAT DURABILITY

CP860E

Same features as CP860 with 6 mm collet

CP860ES

Same features as CP860 with 6" extended shaft

CP860ESE

Same features as CP860E with 6" extended shaft and 6 mm collet

FEATURES
- 1/4" collet
- Rugged and energy efficient 0.54 hp (400 W) motor
- Adjustable speed regulator

BENEFITS
- General maintenance applications
- Productivity and control
- Excellent for cleaning tires, moldings, porting, relieving engines, and general high-speed polishing and grinding

See accessories on pages 92-97

GENERAL MAINTENANCE | INDUSTRIAL MAINTENANCE & PRODUCTION | SUPER INDUSTRIAL

MODEL	PART NUMBER	FREE SPEED	POWER		COLLET CAPACITY		AIR CONS. @LOAD		NET WEIGHT		LENGTH		VIBRATION LEVEL ISO 28927 (m/s²)		SOUND PRESS.	SOUND POWER	AIR INLET
		rpm	hp	W	in.	mm	cfm	l/s	lb	kg	in.	mm	a	k	ISO 15744 - dB(A)		in.
CP875	T023995	22,500	0.3	220	1/4	6	22	10.4	1.0	0.5	4.9	124	4.4	1.9	101	112	1/4
CP876	T023996	30,000	0.3	220	1/4	6	24	11.3	0.8	0.3	4.8	121	<2.5	-	101	112	1/4
CP860	T019704	24,000	0.54	400	1/4	6.35	21	9.9	1.3	0.6	5.8	146	3.7	1.6	93	104	1/4
CP860E	T021136	24,000	0.54	400		6	21	9.9	1.3	0.6	5.8	146	3.7	1.6	93	104	1/4
CP860ES	T023193	24,000	0.54	400	1/4	-	23.1	10.9	2.1	1.0	11.8	294	3.7	1.5	93	104	1/4
CP860ESE	T023354	24,000	0.54	400		6	23.1	10.9	2.1	1.0	11.8	294	3.7	1.5	93	104	1/4

All models: Hose int. 3/8" (10mm) - @90 PSI (@6.3 Bar)

Listed specifications are for reference only. Please check documents in each tool.

<0.7 hp (500 W) Die Grinders

The CP3000 Series Benefits

LIGHTWEIGHT & ERGONOMIC

- Industrial die grinder
- Industrial grade durability up to 1,000 hours between maintenance intervals
- Operator comfort

CP3000-325R ★★ 25,000 RPM

FEATURES

- Compact composite handle
- Streamlined safety lever
- Rear Exhaust

CP3000-325R

CP3000-330R

Same features as CP3000-325R with 30,000 rpm

CP3000-325F/330F

Same features as CP3000-325R with 25,000, 30,000 rpm and Front exhaust. **NOT FOR CE MARKET**

CP3000-420R ★★ 20,000 RPM

CP3000-/415R/418R/424R

Same features as CP3000-420R with respectively 15,000 - 18,000 - 24,000 rpm

CP3000-/418F/420F/424F

Same features as CP3000-420R with same speeds and Front exhaust.
NOT FOR CE MARKET

FEATURES

- Compact composite handle
- Streamlined safety lever
- Rear Exhaust

CP3000-520R ★★ 20,000 RPM

CP3000-515R/518R

Same features as CP3000-520R with respectively 15,000 - 18,000 rpm

FEATURES

- Compact composite handle
- Streamlined safety lever
- Front Exhaust

★ GENERAL MAINTENANCE ★★ INDUSTRIAL MAINTENANCE & PRODUCTION ★★★ SUPER INDUSTRIAL

MODEL	PART NUMBER	FREE SPEED	POWER		COLLET CAPACITY		AIR CONS. @LOAD		NET WEIGHT		LENGTH		VIBRATION LEVEL ISO 28927 (m/s²)		SOUND PRESS.	SOUND POWER	AIR INLET
		rpm	hp	W	in.	mm	cfm	l/s	lb	kg	in.	mm	a	k	ISO 15744 - dB(A)		in.
CP3000-325F	615 160 0180	25,000	0.4	300	1/4	6.35	17.2	8.1	0.9	0.4	5.9	150	<2.5	-	84	95	1/4
CP3000-325R	615 160 0150	25,000	0.4	300	1/4	6.35	19.1	9	0.9	0.4	5.9	150	3.2	1.6	79	90	1/4
CP3000-330R	615 160 0160	30,000	0.4	300	1/4	6.35	19.1	9	0.9	0.4	5.9	150	<2.5	-	78	89	1/4
CP3000-415R	615 160 0190	15,000	0.54	400	1/4	6.35	21.2	10	1.7	0.8	7.7	196	<2.5	-	80	91	1/4
CP3000-418R	615 160 0200	18,000	0.54	400	1/4	6.35	21.2	10	1.7	0.8	7.7	196	<2.5	-	77	88	1/4
CP3000-420F	615 160 0250	20,000	0.54	400	1/4	6.35	22	10.4	1.7	0.8	7.7	196	<2.5	-	82	93	1/4
CP3000-420R	615 160 0210	20,000	0.54	400	1/4	6.35	23.3	11	1.7	0.8	7.7	196	<2.5	-	78	89	1/4
CP3000-424F	615 160 0260	24,000	0.54	400	1/4	6.35	24	11.3	1.7	0.8	7.7	196	<2.5	-	82	93	1/4
CP3000-424R	615 160 0220	24,000	0.54	400	1/4	6.35	23.3	11	1.7	0.8	7.7	196	<2.5	-	79	90	1/4
CP3000-515R	615 160 0270	15,000	0.7	500	1/4	6.35	25.4	12	1.9	0.9	7.6	195	<2.5	-	81	92	1/4
CP3000-518R	615 160 0280	18,000	0.7	500	1/4	6.35	27.6	13	1.9	0.9	7.6	195	<2.5	-	80	91	1/4
CP3000-520R	615 160 0290	20,000	0.7	500	1/4	6.35	27.6	13	1.9	0.9	7.6	195	<2.5	-	81	92	1/4

All models: Hose int. 3/8" (9.5 mm)- @90 PSI (@6.3 Bar)

Listed specifications are for reference only. Please check documents in each tool.

<0.7 hp (500 W) Die Grinders

The CP3030 Series Benefits

LIGHTWEIGHT & ERGONOMIC

- Industrial die grinder
- Industrial grade durability up to 1,000 hours between maintenance intervals
- Operator comfort

CP3030-420R ★★ 20,000 RPM

1/4" (6.35MM)

FEATURES
- Streamlined safety lever
- Rear Exhaust
- Gearless durable construction

CP3030-418R/424R
Same features as CP3030-420R with respectively 18,000 - 24,000 rpm

CP3030-420F/424F
Same features as CP3030-420R with same speeds and Front exhaust.
NOT FOR CE MARKET

CP3030-520R ★★ 20,000 RPM

1/4" (6.35MM)

FEATURES
- Streamlined safety lever
- Rear Exhaust
- Gearless durable construction

CP3030-518R
Same features as CP3030-520R with 18,000 rpm

CP3030-325R ★★ 25,000 RPM

1/4" (6.35MM)

FEATURES
- Streamlined safety lever
- Rear Exhaust
- Gearless durable construction

CP3030-325R

CP3030-330R
Same features as CP3030-325R with 30,000 rpm

CP3030-325F/330F
Same features as CP3030-325R with 25,000, 30,000 rpm and Front exhaust.
NOT FOR CE MARKET

See accessories on pages 92-97

★ GENERAL MAINTENANCE ★★ INDUSTRIAL MAINTENANCE & PRODUCTION ★★★ SUPER INDUSTRIAL

MODEL	PART NUMBER	FREE SPEED	POWER		COLLET CAPACITY		AIR CONS. @LOAD		NET WEIGHT		LENGTH		VIBRATION LEVEL ISO 28927 (m/s²)		SOUND PRESS.	SOUND POWER	AIR INLET
		rpm	hp	W	in.	mm	cfm	l/s	lb	kg	in.	mm	a	k	ISO 15744 - dB(A)		in.
CP3030-325F	615 160 4120	25,000	0.4	300	1/4	6.35	16.3	7.7	1.1	0.5	6.1	154	<2.5	-	85	96	1/4
CP3030-325R	615 160 4090	25,000	0.4	300	1/4	6.35	17	8	1.1	0.5	6.1	154	<2.5	-	80	91	1/4
CP3030-330F	615 160 4110	30,000	0.4	300	1/4	6.35	17.6	8.3	1.1	0.5	6.1	154	<2.5	-	84	95	1/4
CP3030-330R	615 160 4100	30,000	0.4	300	1/4	6.35	19.1	9	1.1	0.5	6.1	154	<2.5	-	77	88	1/4
CP3030-418R	615 160 4130	18,000	0.54	400	1/4	6.35	21.2	10	1.8	0.8	6.8	174	<2.5	-	75	86	1/4
CP3030-420F	615 160 4170	20,000	0.54	400	1/4	6.35	21.4	10.1	1.8	0.8	6.8	174	<2.5	-	82	93	1/4
CP3030-420R	615 160 4140	20,000	0.54	400	1/4	6.35	23.3	11	1.8	0.8	6.8	174	<2.5	-	76	87	1/4
CP3030-424F	615 160 4180	24,000	0.54	400	1/4	6.35	23.1	10.9	1.8	0.8	6.8	174	<2.5	-	82	93	1/4
CP3030-424R	615 160 4150	24,000	0.54	400	1/4	6.35	23.3	11	1.8	0.8	6.8	174	<2.5	-	78	89	1/4
CP3030-518R	615 160 4190	18,000	0.7	500	1/4	6.35	27.6	13	1.9	0.9	6.8	174	<2.5	-	80	91	1/4
CP3030-520R	615 160 4200	20,000	0.7	500	1/4	6.35	29.7	14	1.9	0.9	6.8	174	<2.5	-	80	91	1/4

All models: Hose int. 3/8" (9.5 mm) - @90 PSI (@6.3 Bar)

Listed specifications are for reference only. Please check documents in each tool.

<0.5 hp (375 W) Die Grinders

The CP3019 Series Benefits

HIGH PERFORMANCE IN A COMPACT PACKAGE

- Industrial angle die grinder
- Optimal productivity
- Highest durability in demanding applications up to 2000 hours maintenance intervals

CP3019-31ES ★★★ 31,000 RPM

FEATURES

- Compact body
- Insulating composite over-housing
- Streamlined safety lever

CP3019-31ES

CP3019-20ES/25ES/40ES

Same features as CP3019-31ES with 20,000 - 25,000 - 40,000 rpm

CP3019-20ES/25ES/40ES CNOMO

Same features as CP3019-31ES with 20,000 - 25,000 - 40,000 rpm and 6 mm CNOMO collet

6MM

CP3019-31 ★★★ 31,000 RPM

1/4" (6.35MM)

FEATURES

- Compact body
- Insulating composite over-housing
- Streamlined safety lever

CP3019-18/20/25/40

Same features as CP3019-31 with respectively 18,000 - 20,000 - 25,000 - 40,000 rpm

CP3019-20/25/31/40 CNOMO

Same features as CP3019-31 with 20,000 - 25,000 - 31,000 - 40,000 rpm and 6 mm CNOMO collet

6MM

CP3019-12AC ★★★ 12,000 RPM

1/4" (6.35 MM)

FEATURES

- Compact body
- Insulating composite over-housing
- Streamlined safety lever

CP3019-20AC

Same features as CP3019-12AC with 20,000 rpm

CP3019-12AC/20AC CNOMO

Same features as CP3019-12AC with 12,000 - 20,000 rpm and 6 mm CNOMO collet

6MM

MODEL	PART NUMBER	FREE SPEED	POWER		COLLET CAPACITY		AIR CONS. @LOAD		NET WEIGHT		LENGTH		VIBRATION LEVEL ISO 28927 (m/s²)		SOUND PRESS.	SOUND POWER	AIR INLET
		rpm	hp	W	in.	mm	cfm	l/s	lb	kg	in.	mm	a	k	ISO 15744 - dB(A)		in.
CP3019-12AC	615 160 4070	12,000	0.5	375	1/4	6.35	17	8	1.1	0.5	8.5	216	3.7	1.9	78	89	1/4
CP3019-20AC	615 160 4080	20,000	0.5	375	1/4	6.35	19.9	9.4	1.1	0.5	8.5	216	4.3	3.4	82	93	1/4
CP3019-18	615 160 0090	18,000	0.5	375	1/4	6.35	15.1	7.1	0.8	0.4	6.7	169	<2.5	-	76	87	1/4
CP3019-20	615 160 0100	20,000	0.5	375	1/4	6.35	19.1	9	0.8	0.4	6.7	169	4.1	1.5	75	86	1/4
CP3019-25	615 160 0110	25,000	0.5	375	1/4	6.35	19.1	9	0.8	0.4	6.6	169	2.6	1.5	78	89	1/4
CP3019-31	615 160 0120	31,000	0.5	375	1/4	6.35	21.2	10	0.8	0.4	6.6	169	3.3	2.0	79	90	1/4
CP3019-40	615 160 0130	40,000	0.5	375	1/4	6.35	22	10.4	0.8	0.4	6.6	169	<2.5	-	81	92	1/4
CP3019-20ES	615 160 2170	20,000	0.5	375	1/4	6.35	18	8.5	1.2	0.6	9.8	249	3.7	1.9	74	85	1/4
CP3019-25ES	615 160 2180	25,000	0.5	375	1/4	6.35	19.1	9	1.2	0.6	9.8	249	3.2	1.7	77	88	1/4
CP3019-31ES	615 160 2190	31,000	0.5	375	1/4	6.35	19.9	9.4	1.2	0.6	9.8	249	3.6	1.6	81	92	1/4
CP3019-40ES	615 160 2200	40,000	0.5	375	1/4	6.35	21.2	10	1.2	0.6	9.8	249	3	2.0	80	91	1/4
CP3019-20 CNOMO	615 160 0340	20,000	0.5	375	-	6	19.1	9	0.8	0.4	6.7	169	<2,5	-	74	85	1/4
CP3019-25 CNOMO	615 160 0350	25,000	0.5	375	-	6	19.1	9	0.8	0.4	6.7	169	<2,5	-	78	89	1/4
CP3019-31 CNOMO	615 160 0360	31,000	0.5	375	-	6	21.2	10	0.8	0.4	6.7	169	2.8	2.0	77	88	1/4
CP3019-40 CNOMO	615 160 0370	40,000	0.5	375	-	6	22	10.4	0.8	0.4	6.7	169	2.8	1.4	77	88	1/4
CP3019-20ES CNOMO	615 160 2210	20,000	0.5	375	-	6	18	8.5	1.2	0.6	9.8	249	2.9	0.9	75	86	1/4
CP3019-25ES CNOMO	615 160 2220	25,000	0.5	375	-	6	19.1	9	1.2	0.6	9.8	249	4.7	2.4	78	89	1/4
CP3019-31ES CNOMO	615 160 2230	31,000	0.5	375	-	6	19.9	9.4	1.2	0.6	9.8	249	<2,5	-	80	91	1/4
CP3019-40ES CNOMO	615 160 2240	40,000	0.5	375	-	6	21.2	10	1.2	0.6	9.8	249	<2,5	-	78	89	1/4
CP3019-12AC CNOMO	615 160 4230	12,000	0.5	375	-	6	17	8	1.1	0.5	8.5	216	3.7	1.9	78	89	1/4
CP3019-20AC CNOMO	615 160 4240	20,000	0.5	375	-	6	19.9	9.4	1.1	0.5	8.5	216	4.3	3.4	82	93	1/4

All models: Hose int. 3/8" (10mm) - @90 PSI (@6.3 Bar)

Listed specifications are for reference only. Please check documents in each tool.

1 hp (750 W) Die Grinders

CP9113G ★★

25,000 RPM

1/4" (6.35MM)

ROBUST STEEL CONSTRUCTION

FEATURES
- Robust machined steel housing
- Robust safety lever
- Front exhaust

BENEFITS
- Industrial die grinder
- High body durability
- Designed for rough use

CP3451-18SEC ★★

18,000 RPM

1/4" (6.35MM)

CP3451-18SERC

Same features as CP3451-18SEC with rotative valve

NOT FOR CE / NA MARKETS

INDUSTRIAL GRADE EXTENDED SHAFT DIE GRINDER

FEATURES
- Aluminum body
- Insulating composite cover
- Rear exhaust

BENEFITS
- Industrial straight die grinder
- Light body
- Industrial grade durability up to 1000 hours

CP9113GES ★★

25,000 RPM

1/4" (6.35MM)

ROBUST STEEL CONSTRUCTION

FEATURES
- Robust machined steel housing
- Robust safety lever
- Side exhaust

BENEFITS
- Industrial extended shaft die grinder
- High body durability
- Designed for rough use

CP9113GES

See accessories on pages 92-97

★ GENERAL MAINTENANCE ★★ INDUSTRIAL MAINTENANCE & PRODUCTION ★★★ SUPER INDUSTRIAL

MODEL	PART NUMBER	FREE SPEED	POWER		COLLET CAPACITY		AIR CONS. @LOAD		NET WEIGHT		LENGTH		VIBRATION LEVEL ISO 28927 (m/s²)		SOUND PRESS.	SOUND POWER	AIR INLET
		rpm	hp	W	in.	mm	cfm	l/s	lb	kg	in.	mm	a	k	ISO 15744 - dB(A)		in.
CP3451-18SEC	615 160 2010	18,000	1	750	1/4	6.35	36.9	17.4	3.1	1.4	13	330	2.7	1.8	84	95	3/8
CP3451-18SERC	615 160 2040	18,000	1	750	1/4	6.35	36.9	17.4	3.1	1.4	13	330	2.7	1.8	84	95	3/8
CP9113G	615 160 0010	25,000	1	750	1/4	6.35	31.8	15	2.5	1.2	6.7	170	3.6	1.8	93	104	3/8
CP9113GES	615 160 2070	25,000	1	750	1/4	6.35	31.8	15	3.5	1.6	12.6	320	2.7	1.1	83	94	3/8

All models: Hose int. 1/2" (13mm) - @90 PSI (@6.3 Bar)

Listed specifications are for reference only. Please check documents in each tool.

0.8 hp (600 W) Die Grinders

CP3109-24

24,000 RPM

1/4" (6.35MM)

HIGH PERFORMANCE

FEATURES
- Steel housing
- Insulating composite over-housing
- Streamlined safety lever

BENEFITS
- Industrial die grinder
- High productivity
- Highest durability in demanding applications with up to 2000 hrs between maintenance intervals

CP3109-24

CP3109-28
Same features as CP3109-24 with 28,000 rpm

CP3109-28ES
Same features as CP3109-24 with 28,000 rpm and extended shaft

CP3109-19

19,000 RPM

1/4" (6.35MM)

HIGH PERFORMANCE

FEATURES
- Steel housing
- Insulating composite over-housing
- Streamlined safety lever

BENEFITS
- Industrial die grinder
- High productivity
- Highest durability in demanding applications up to 2000 hours maintenance intervals

CP3109-19ES
Same features as CP3109-19 with extended shaft

CP3109-24ES

24,000 RPM

1/4" (6.35MM)

HIGH PERFORMANCE

FEATURES
- Steel housing
- Insulating composite over-housing
- Extended body with rubber grip

BENEFITS
- Industrial extended shaft die grinder
- High productivity
- Highest durability in demanding applications up to 2000 hours maintenance intervals

See accessories on pages 92-97

GENERAL MAINTENANCE | INDUSTRIAL MAINTENANCE & PRODUCTION | SUPER INDUSTRIAL

MODEL	PART NUMBER	FREE SPEED	POWER		COLLET CAPACITY		AIR CONS. @LOAD		NET WEIGHT		LENGTH		VIBRATION LEVEL ISO 28927 (m/s²)		SOUND PRESS.	SOUND POWER	AIR INLET
		rpm	hp	W	in.	mm	cfm	l/s	lb	kg	in.	mm	a	k	ISO 15744 - dB(A)		in.
CP3109-19	615 160 0020	19,000	0.8	600	1/4	6.35	31.8	15	2.0	0.9	8.8	222	3.0	1.8	76	87	3/8
CP3109-19ES	615 160 2080	19,000	0.8	600	1/4	6.35	31.8	15	2.9	1.3	14.5	363	<2.5	-	76	87	3/8
CP3109-24	615 160 0030	24,000	0.8	600	1/4	6.35	31.8	15	2.0	0.9	8.8	222	<2.5	-	81	92	3/8
CP3109-24ES	615 160 2090	24,000	0.8	600	1/4	6.35	31.8	15	2.9	1.3	14.2	361	<2.5	-	81	92	3/8
CP3109-28	615 160 0040	28,000	0.8	600	1/4	6.35	31.8	15	2.0	0.9	8.8	222	<2.5	-	85	96	3/8
CP3109-28ES	615 160 2100	28,000	0.8	600	1/4	6.35	31.8	15	2.9	1.3	14.2	361	<2.5	-	85	96	3/8

All models: Hose int. 1/2" (13mm) - @90 PSI (@6.3 Bar)

Listed specifications are for reference only. Please check documents in each tool.

0.8 to 2.4 hp (600 to 1,800 W) Die Grinders

CP3550-120AC

12,000 RPM

NEW

1/4" (6.35MM)

INDUSTRIAL PRODUCTIVITY & ERGONOMICS

FEATURES
- 1.5 hp (1,100 W) governed motor
- Durable bevel gear
- Spindle lock button

BENEFITS
- Industrial angle die grinder
- Industrial grade durability with up to a 1,000 hour maintenance interval
- Superior torque for maximal productivity

To learn more about CP3550 series please refer p104

CP3109-13AC

13,000 RPM

1/4" (6.35MM)

HIGH PERFORMANCE

FEATURES
- Insulating composite over-housing
- Streamlined safety lever
- Highly durable bevel gear

BENEFITS
- Industrial die grinder
- Optimal productivity
- Highest durability in demanding applications with up to 2,000 hours between maintenance intervals

CP3650-120ACC

12,000 RPM

1/4" (6.35MM)

SUPERIOR PERFORMANCE & ERGONOMICS

FEATURES

- 2.4 hp (1,800 W) high performance governed motor
- Superior durability bevel gear
- Streamlined safety lever

BENEFITS

- Highest durability in demanding applications up to 2000 hours
- Superior torque for maximal productivity
- Superior ergonomics

CP3650-120ACC

To learn more about CP3650 series please refer p106

See accessories on pages 92-97

GENERAL MAINTENANCE | INDUSTRIAL MAINTENANCE & PRODUCTION

MODEL	PART NUMBER	FREE SPEED	POWER		COLLET CAPACITY		AIR CONS. @LOAD		NET WEIGHT		LENGTH		VIBRATION LEVEL ISO 28927 (m/s²)		SOUND PRESS.	SOUND POWER	AIR INLET
		rpm	hp	W	in.	mm	cfm	l/s	lb	kg	in.	mm	a	k	ISO 15744 - dB(A)		in.
CP3109-13AC	**615 160 4060**	13,000	0.8	600	1/4	6.35	31.8	15	2.4	1.1	8.6	216	3.7	1.4	85	96	3/8
CP3550-120AC	**615 160 7750**	12,000	1.5	1100	1/4	6.35	56	26	3.2	1.5	9.8	249	6.1	7.3	84	95	3/8
CP3650-120ACC	**615 160 7230**	12,000	2.4	1800	1/4	6.35	68	32	3.1	1.4	9.4	238	7.5	2.5	82	93	3/8

All models: Hose int. 1/2" (13mm) - @90 PSI (@6.3 Bar)

Listed specifications are for reference only. Please check documents in each tool.

1.2 hp (900 W) Die Grinders

The CP3119 Series Benefits

HIGH PERFORMANCE

- Industrial
- High productivity
- Highest durability in demanding applications up to 2000 hours maintenance intervals

CP3119-22ES ★★★ 22,000 RPM

FEATURES

1/4" (6.35MM)

- Steel housing
- Insulating composite over-housing
- Extended body with rubber grip

CP3119-22ES

CP3119-12ES/15ES/18ES/22ES

Same features as CP3119-22ES with 12,000 - 15,000 - 18,000 - 22,000 rpm

CP3119-12ES/15ES/18ES/22ES CNOMO

Same features as CP3119-22ES with 12,000 - 15,000 - 18,000 - 22,000 rpm and 6 mm CNOMO collet

6MM

See accessories on pages 92-97

CP3119-22 ★★★ 22,000 RPM

1/4" (6.35MM)

FEATURES

- Steel housing
- Insulating composite over-housing
- Streamlined safety lever

CP3119-12/15/18

Same features as CP3119-22 with 12,000 - 15,000 - 18,000 rpm

CP3119-12/15/18/22 CNOMO

Same features as CP3119-22 with 12,000 - 15,000 - 18,000 - 22,000 rpm and 6 mm CNOMO collet

6MM

★ GENERAL MAINTENANCE ★★ INDUSTRIAL MAINTENANCE & PRODUCTION ★★★ SUPER INDUSTRIAL

MODEL	PART NUMBER	FREE SPEED	POWER		COLLET CAPACITY		AIR CONS. @LOAD		NET WEIGHT		LENGTH		VIBRATION LEVEL ISO 28927 (m/s²)		SOUND PRESS.	SOUND POWER	AIR INLET
		rpm	hp	W	in.	mm	cfm	l/s	lb	kg	in.	mm	a	k	ISO 15744 - dB(A)		in.
CP3119-12	615 160 0050	12,000	1.2	900	1/4	6.35	33.9	16	2.2	1.0	8.8	222	<2.5	-	76	87	3/8
CP3119-12ES	615 160 2110	12,000	1.2	900	1/4	6.35	33.9	16	3.1	1.4	14.2	361	<2.5	-	76	87	3/8
CP3119-15	615 160 0060	15,000	1.2	900	1/4	6.35	36	17	1.2	1.0	8.8	222	3.8	2.2	81	92	3/8
CP3119-15ES	615 160 2120	15,000	1.2	900	1/4	6.35	36	17	3.1	1.4	14.2	361	<2.5	-	81	92	3/8
CP3119-18	615 160 0070	18,000	1.2	900	1/4	6.35	38.2	18	2.2	1.0	8.8	222	2.9	1.8	80	91	3/8
CP3119-18ES	615 160 2130	18,000	1.2	900	1/4	6.35	38.2	18	3.1	1.4	14.2	361	<2.5	-	80	91	3/8
CP3119-22	615 160 0080	22,000	1.2	900	1/4	6.35	38.2	18	2.2	1.0	8.8	222	<2.5	-	81	92	3/8
CP3119-22ES	615 160 2140	22,000	1.2	900	1/4	6.35	38.2	18	3.1	1.4	14.2	361	2.6	0.8	81	92	3/8
CP3119-12 CNOMO	615 160 0380	12,000	1.2	900	–	6	33.9	16	2.2	1.0	8.7	222	<2.5	-	75	86	3/8
CP3119-12ES CNOMO	615 160 2250	12,000	1.2	900	-	6	33.9	16	3.1	1.4	14.3	363	2.7	-	76	87	3/8
CP3119-15 CNOMO	615 160 0390	15,000	1.2	900	-	6	36	17	2.2	1.0	8.7	222	<2.5	-	80	91	3/8
CP3119-15ES CNOMO	615 160 2260	15,000	1.2	900	-	6	36	17	3.1	1.4	14.3	363	<2.5	-	81	92	3/8
CP3119-18 CNOMO	615 160 0400	18,000	1.2	900	-	6	38.2	18	2.2	1.0	8.7	222	<2.5	-	81	92	3/8
CP3119-18ES CNOMO	615 160 2270	18,000	1.2	900	–	6	38.2	18	3.1	1.4	14.3	363	<2.5	-	80	91	3/8
CP3119-22 CNOMO	615 160 0410	22,000	1.2	900	-	6	38.2	18	2.2	1.0	8.7	222	<2.5	-	81	92	3/8
CP3119-22ES CNOMO	615 160 2280	22,000	1.2	900	-	6	38.2	18	3.1	1.4	14.3	363	<2.5	-	81	92	3/8

All models: Hose int. 1/2" (13mm) - @90 PSI (@6.3 Bar)

Listed specifications are for reference only. Please check documents in each tool.

1.2 hp (900 W) Long Reach Die Grinders

CP3119-12EL

12,000 RPM

HIGH PERFORMANCE

FEATURES
- 23,7" (603 mm) extended body with one piece steel structure
- Steel housing
- Insulating composite over-housing

BENEFITS
- Industrial extended shaft long die grinder
- High productivity
- Highest durability in demanding applications with up to 2000 hrs between maintenance intervals

CP3119-12EXL

12,000 RPM

HIGH PERFORMANCE

FEATURES
- 33.6" (853 mm) extended body with one piece steel structure
- Steel construction
- Insulating composite over-housing

BENEFITS
- Industrial extended shaft long die grinder
- High productivity
- Highest durability in demanding applications with up to 2000 hrs between maintenance intervals

CP3119-12EXL

See accessories on pages 92-97

GENERAL MAINTENANCE | INDUSTRIAL MAINTENANCE & PRODUCTION | SUPER INDUSTRIAL

MODEL	PART NUMBER	FREE SPEED	POWER		COLLET CAPACITY		AIR CONS. @LOAD		NET WEIGHT		LENGTH		VIBRATION LEVEL ISO 28927 (m/s²)		SOUND PRESS.	SOUND POWER	AIR INLET
		rpm	hp	W	in.	mm	cfm	l/s	lb	kg	in.	mm	a	k	ISO 15744 - dB(A)		in.
CP3119-12EL	615 160 2150	12,000	1.2	900	1/4	6.35	33.9	16	4.6	2.1	23.7	603	3	1.3	74	85	3/8
CP3119-12EXL	615 160 2160	12,000	1.2	900	1/4	6.35	33.9	16	5.9	2.7	33.6	853	3.1	1.4	74	85	3/8

All models: Hose int. 3/8" (10mm) - @90 PSI (@6.3 Bar)

Listed specifications are for reference only. Please check documents in each tool.

CP3451-18SE3 ★★ 18,000 RPM

3" 80 mm

INDUSTRIAL GRADE STRAIGHT WHEEL GRINDER

FEATURES

- Aluminum body
- Insulating composite cover
- Rear exhaust

BENEFITS

- Industrial straight wheel grinder
- Light body
- Industrial grade durability with up to 1,000 hours between maintenance intervals

CP3451-18SE3

CP3451-16SE25
Same features as CP3451-18SE3 with 16,000 rpm & 2.5" wheel capacity

CP3451-16SER25
Same features as CP3451-18SE3 with 16,000 rpm, 2.5" wheel capacity and rotative valve
NOT FOR CE / NA MARKET

CP3451-18SER3
Same features as CP3451-18SE3 with rotative valve
NOT FOR CE / NA MARKET

See accessories on pages 92-97

<1.2 hp (900 W) Straight Wheel Grinders

CP3119-18ES3 ★★★ 18,000 RPM

3" 80 mm

CP3119-12ES3
Same features as CP3119-18SE3 with 12,000 rpm and 3" wheel capacity

CP3119-12ES4
Same features as CP3119-18ES3 with 12,000 rpm and 4" wheel

CP3119-15ES2/3
Same features as CP3119-18SE3 with 15,000 rpm and 2" & 3" wheel capacity

CP3119-123X
Same features as CP3119-12ES3 with short shaft

HIGH PERFORMANCE

FEATURES
- Steel housing
- Insulating composite over-housing
- Extended body with rubber grip

BENEFITS
- Industrial straight wheel grinder
- High productivity
- Highest durability in demanding applications with up to 2,000 hours between maintenance intervals



CP3119-15ES3

★ GENERAL MAINTENANCE ★★ INDUSTRIAL MAINTENANCE & PRODUCTION ★★★ SUPER INDUSTRIAL

MODEL	PART NUMBER	FREE SPEED	POWER		MAX WHEEL CAPACITY		SPINDLE THREAD	AIR CONS. @LOAD		NET WEIGHT		LENGTH		VIBRATION LEVEL ISO 28927 (m/s²)		SOUND PRESS.	SOUND POWER	AIR INLET
		rpm	hp	W	in.	mm	in.	cfm	l/s	lb	kg	in.	mm	a	k	ISO 15744 - dB(A)		in.
CP3119-123X	615 160 6070	12,000	1.2	900	3x25/32x1/2	80x20x12.7	1/2-13	33.9	16	3.7	1.7	9.3	236	<2.5	-		81	3/8
CP3119-12ES3X	615 160 6030	12,000	1.2	900	3x1/2x3/8	80x13x9.52	3/8-24	33.9	16	3.7	1.7	13.3	338	NA	-	77	88	3/8
CP3119-12ES4	615 160 6020	12,000	1.2	900	4x1/2x3/8	100x13x9.52	3/8-24	33.9	16	4.0	1.8	13.3	338	2.5	-	78	89	3/8
CP3119-15ES2	615 160 6040	15,000	1.2	900	2.5x1/2x3/8	63x13x9.52	3/8-24	33.9	16	3.5	1.6	13.3	338	<2.5	-	77	88	3/8
CP3119-15ES3	615 160 6050	15,000	1.2	900	3x1/2x3/8	80x13x9.52	3/8-24	33.9	16	3.7	1.7	13.3	338	2.7	1.1	78	89	3/8
CP3119-18ES3	615 160 6060	18,000	1.2	900	3x1/2x3/8	80x13x9.52	3/8-24	33.9	16	3.7	1.7	13.3	338	5.3	3.1	77	88	3/8
CP3451-16SE25	615 160 2020	16,000	0.8	600	2.5x1/2x3/8	63x13x9.52	-	27.8	13.1	3.3	1.5	13.8	346	10	5.0	82	93	3/8
CP3451-16SER25	615 160 2050	16,000	0.8	600	2.5x1/2x3/8	63x13x9.52	-	27.8	13.1	3.3	1.5	13.8	346	14.1	4.7	82	93	3/8
CP3451-18SE3	615 160 2030	18,000	1	750	3x1/2x3/8	80x13x9.52	-	36.9	17.4	3.5	1.6	14	351	3.1	1.3	84	95	3/8
CP3451-18SER3	615 160 2060	18,000	1	750	3x1/2x3/8	80x13x9.52	-	36.9	17.4	3.5	1.6	14	351	3.1	1.3	84	95	3/8

All models: Hose int. 1/2" (13mm) - @90 PSI (@6.3 Bar)

Listed specifications are for reference only. Please check documents in each tool.

3.2 & 3.6 HP (2,400 & 2,700 W) Straight Wheel Grinders

The CP3249 Series Benefits

PERFORMANCE IN HEAVY APPLICATIONS

- Industrial straight wheel grinder
- High productivity
- Highest durability in demanding applications with up to 2000 hrs between maintenance intervals

CP3249-GABSUD ★★★ 4,500 RPM

CP3249-GABSUDE

Same features as CP3249-GABSUD

CE CERTIFICATION / NOT FOR ANSI MARKET

FEATURES

- Grooved handles for improved operator grip
- Double action safety lever
- Overspeed prevention device included

CP3249-GABSYG ★★★ 6,000 RPM

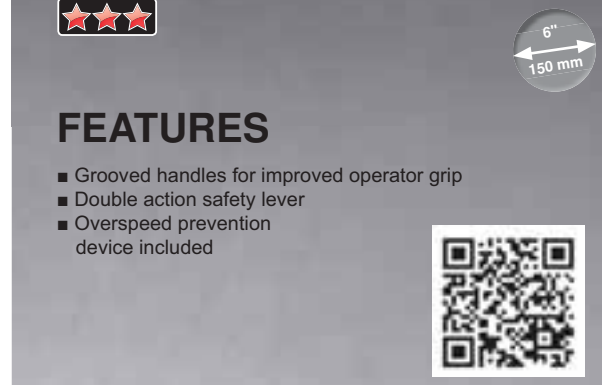

FEATURES

- Grooved handles for improved operator grip
- Double action safety lever
- Overspeed prevention device included

CP3249-GABSYG

CP3249-GABSYGE

Same features as CP3249-GABSYG

CE CERTIFICATION / NOT FOR ANSI MARKET

See accessories on pages 92-97

★ GENERAL MAINTENANCE ★★ INDUSTRIAL MAINTENANCE & PRODUCTION ★★★ SUPER INDUSTRIAL

MODEL	PART NUMBER	FREE SPEED	POWER		MAX WHEEL CAPACITY		SPINDLE THREAD	AIR CONS. @LOAD		NET WEIGHT		LENGTH		VIBRATION LEVEL ISO 28927 (m/s²)		SOUND PRESS.	SOUND POWER	AIR INLET
		rpm	hp	W	in.	mm	in.	cfm	l/s	lb	kg	in.	mm	a	k	ISO 15744 - dB(A)		in.
CP3249-GABSUD	615 160 6140	4,500	3.2	2,400	8x1x5/8	200x25x15.9	5/8-11	70	33	13.9	6.3	21.8	554	NA	-	82	93	1/2
CP3249-GABSUDE	615 160 6190	4,500	3.2	2,400	8x1x5/8	200x25x15.9	5/8-11	70	33	13.9	6.3	19.4	492	NA	-	82	93	1/2
CP3249-GABSYG	615 160 6130	6,000	3.6	2,700	6x1x5/8	150x25x15.9	5/8-11	86	41	12.3	5.6	21.8	554	NA	-	82	93	1/2
CP3249-GABSYGE	615 160 6180	6,000	3.6	2,700	6x1x5/8	150x25x15.9	5/8-11	86	41	12.3	5.6	19.4	492	NA	-	82	93	1/2

All models: Hose int. 5/8" (16mm) - @90 PSI (@6.3 Bar)

Listed specifications are for reference only. Please check documents in each tool.

Accessories Die Grinders

ACCESSORIES INCLUDED

MODEL	DESCRIPTION	PART NO.
CP3000-600CR	Collet ø 1/8" Wrench	205 054 8553 205 054 8083
CP3000-600CR	Collet ø 3mm Wrench	205 054 8563 205 054 8083
CP3000-3..R/F	Serie 300 collet ø 1/4" (5.55 to 6.35mm Flat wrench (2)	615 526 0590 205 054 8063
CP3000-5..R/F CP3000-4..R/F CP3030-4..R/F CP3030-5..R/F	Series 200 collet, ø 1/4" (5.55 to 6.35mm) Flat wrench	615 526 0630 205 054 8193
CP3019-..ES CP3019-..AC CP3119-..	Serie 300 collet ø 1/4" (5.55 to 6.35mm) Exhaust hose L= 31" (0.8m) Flat wrench, 7/16" (11mm) Flat wrench, 11/16" (17mm)	615 526 0590 615 875 1060 615 801 0030 615 501 0320
CP3030-3..R/F	Series 300 collet, ø 1/4" (5.55 to 6.35mm) Flat wrench (2)	615 526 0590 205 054 8063
CP9113..	Serie 200 collet, ø 1/4" (5.55 to 6.35mm) Flat wrench Flat wrench	615 526 0630 205 054 4513 205 054 4523
CP3451	Serie 200 collet ø1/4" (5.55 to 6.35mm) Exhaust hose (only with CP3451-18SERC) Cone wheel adaptor Stem Wrench (2)	615 526 0630 615 432 0110 615 542 1330 615 801 0810 205 049 6453
CP3109-13AC	Series 300 collet, ø 1/4" (5.55 to 6.35mm) Exhaust hose 60" (1.5m) Flat wrench, 7/16" (11mm) Flat wrench, 11/16" (17mm)	615 526 0590 615 875 1130 615 801 0030 615 801 0320
CP3109-.. CP3109-..ES CP3119-.. CP3119-..ES	Series 200 collet, ø 1/4" (5.55 to 6.35mm) Exhaust hose 60" (1.5m) Flat wrench, 14mm Flat wrench, 3/4" (19mm)	615 526 0630 615 875 1130 615 801 0050 615 801 0760
CP3019-...CNOMO CP3019-...ES CNOMO	CNOMO collet ø 6mm Exhaust hose L = 0.8m (31") Flat wrench, 25/64" (10mm) Flat wrench, 7/16" (11mm)	615 526 0460 615 875 1060 615 801 0020 615 801 0030
CP3119-... CNOMO CP3119-...ES CNOMO	Collet-holder extension L = 28mm (1.1") CNOMO collet ø 6mm Exhaust hose L = 1.5m (60") Flat wrench, 14mm (Qty 2)	615 523 0180 615 526 0490 615 875 1130 615 801 0050
CP3550-120AC	Serie 200 collet ø1/4" (5,55 to 6,35mm) Exhaust hose kit Flat wrench Side handle	615 526 0630 615 813 2520 205 049 6453 205 052 4063
CP3650-120ACC	3/8" air hose nipple for 1/2" (13mm) ID hose Hose clamp Exhaust hose Vibration-damping side handle Spanner wrench 19mm	615 704 0270 615 263 0240 615 875 1130 615 576 0660 615 801 0760



MODEL	ITEM	DESCRIPTION	PART NO.
CP3119-...	.	Exhaust hose L= 31" (0.8m)	615 875 1130
CP3119-12ES4	1	4" (100mm) Disc Guard	615 504 1520
	2	Rear flange 3/8"	615 503 1310
	3	Front flange 3/8"	615 502 0630
	4	Locknut	615 608 0440
	.	Flat wrench, 9/16" (14.3mm)	615 801 0740
	.	Flat wrench, 3/4" (19mm)	615 801 0760
CP3119-18ES3	1	3" (80mm) Disc Guard	615 504 1510
CP3119-15ES3	2	Rear flange 3/8"	615 503 1250
CP3119-12ES3	3	Front flange 3/8"	615 502 0130
CP3119-12ES3X	4	Locknut	615 608 0440
	.	Flat wrench, 9/16" (14.3mm)	615 801 0740
		Flat wrench, 3/4" (19mm)	615 801 0760
CP3119-123X	1	3" (80mm) Disc Guard	615 504 1510
	2	Rear flange 1/2"	615 503 1270
	3	Front flange 1/2"	615 502 0440
	4	Locknut	615 608 0450
	.	Flat wrench, 3/4" (19mm)	615 801 0760
CP3119-15ES2	1	2-1/2" (63mm) Disc Guard	615 504 1500
	2	Rear flange 3/8"	615 503 1260
	3	Front flange 3/8"	615 502 0430
	4	Locknut	615 608 0440
	.	Flat wrench, 11/16" (17mm)	615 801 0320
		Flat wrench, 9/16" (14.3mm)	615 801 0740
CP3451-..		Exhaust hose	615 432 0110
CP3451-18SE3	1	3" (80mm) Disc Guard	615 504 1910
CP3451-18SER3	2	Rear flange	615 503 1620
	3	Front flange	615 502 0790
	4	Locknut	615 605 0950
	.	Flat wrench (2)	205 049 6453
CP3451-16SE25	1	2-1/2" (63mm) Disc Guard	615 504 1890
CP3451-16SER25	2	Rear flange	615 503 1610
	3	Front flange	615 502 0800
	4	Locknut	615 605 0950
	.	Flat wrench (2)	205 049 6453
CP3249	1	8" (200mm) Disc Guard	615 504 0780
-GABSUDE	2	Rear flange	615 503 0040
CP3249	3	Front flange	615 502 0070
-GABSUD	4	Locknut	615 608 0060
	.	Woodruff key	615 630 0190
	.	Flat wrench 1-1/16" (27 mm)	615 801 0770
CP3249	1	6" (150mm) Disc Guard	615 504 0790
-GABSYGE	2	Rear flange	615 503 0280
CP3249	3	Front flange	615 502 0270
-GABSYG	4	Locknut	615 608 0060
	.	Woodruff key	615 630 0190
	.	Flat wrench	615 801 0770
CP3249	1	6" (150mm) Disc Guard	615 504 0790
-GABSYGE	2	Rear flange	615 503 0280
CP3249	3	Front flange	615 502 0270
-GABSYG	4	Locknut	615 608 0060
FLAP WHEEL	.	Woodruff key	615 630 0190
	.	Flat wrench 1-1/16" (27 mm)	615 801 0770
	*	Flange supplied with flap wheel. To be drilled to fit the diameter of the output shaft of the tool	

Accessories Die Grinders

OPTIONAL ACCESSORIES

MODEL	DESCRIPTION	PART NO.
3119-...CNOMO	Collet-holder extension L = 28mm (1.1")	615 523 0180
3119-...ES	CNOMO collet ø 3mm	615 526 0480
CNOMO	CNOMO collet ø 6.35mm (1/4")	615 526 0500
	CNOMO collet ø 8mm	615 526 0510
	Complete silencer kit	615 396 1660
	Reinforced cloth-lined exhaust hose L = 0.75m (30")	615 875 1160
	Clippable silencer	615 396 6550
CP3650-120ACC	Silencer kit	615 396 1660
	Vibration-damping side handle	615 576 0660
	Hose clamp	615 263 0240
	Clippable silencer	615 396 9570
	Reinforced cloth-lined exhaust hose L=30" (0.75m)	615 875 1160
	Grease gun include 24g	615 990 1490
	Grease for bevel gear (1kg)	615 990 1480
	Blades kit (x100)	615 434 0640

MODEL	DESCRIPTION	PART NO.
3019-...CNOMO	CNOMO collet ø 2.5mm	615 526 0890
3019-...ES	CNOMO collet ø 3mm	615 526 0440
CNOMO	CNOMO collet ø 3.2mm (1/8")	615 526 0450
	CNOMO collet ø 4mm (5/32")	615 526 0900
	CNOMO collet ø 5mm	615 526 0920
	CNOMO collet ø 6.4mm (1/4")	615 526 0470
	Complete silencer kit	615 396 1010
	Silencer	615 574 0280
	Clippable silencer	615 396 1240
	Grease gun (capacity 24g - 0.8 oz.)	615 990 1490
	Grease for bevel gear (1kg - 2.2lb)	615 990 1480
CP3550-...	Low vibration handle	615 576 0780

COLLET

SERIES 200 COLLET

MODEL	CAPACITY	PART NO.
CP3000-5..R/F	Collet, ø 3.2 to 4mm	615 526 1510
CP3000-4..R/F	Collet, ø 3.7 to 4.5mm	615 526 1520
CP3030-4..R/F	Collet, ø 5.2 to 6mm	615 526 0620
CP3030-5..R/F	Collet, ø 1/4" (5.55 to 6.35mm)	615 526 0630
CP3109-..	Collet, ø 7.2 to 8mm	615 526 0640
CP3119-..	Collet, ø 3/8" (8.7 to 9.5mm)	615 526 0650
CP3451-..		
CP3550-120AC	Serie 200 collet ø1/4" (5.55 to 6.35mm)	615 526 0630
CP3650-120ACC		
CP9113G/ES		

SERIES 300 COLLET

MODEL	CAPACITY	PART NO.
CP3000-3..R/F	Collet, ø 1/8" (2.4 to 3.2mm)	615 526 0610
CP3019-..(ES)	Collet, ø 4.2 to 5mm	615 526 1530
CP3019-..	Collet, ø 3/64" (0.4 to 1.2mm)	615 526 0520
CP3109-13AC	Collet, ø 5/64" (1.2 to 2mm)	615 526 0530
CP3030-3..R/F	Collet, ø 3/32" (1.7 to 2.5mm)	615 526 0540
	Collet, ø 1/8" (2.4 to 3.2mm)	615 526 0550
	Collet, ø 5/32" (3.16 to 3.96mm)	615 526 0560
	Collet, ø 3/16" (3.95 to 4.75mm)	615 526 0570
	Collet, ø 7/32" (4.75 to 5.55mm)	615 526 0580
	Collet, ø 1/4" (5.55 to 6.35mm)	615 256 0590

MODEL	CAPACITY	PART NO.
CP875, CP876, CP9105Q-B, CP9106Q-B, CP9108Q-B, CP9110Q-B, CP9111Q-B, CP9112Q-B,	3 mm	205 048 4292
CP9105Q-B, CP9106Q-B, CP9108Q-B, CP9110Q-B, CP9111Q-B, CP9112Q-B,	1/4" 6 mm	205 048 4293 C139289
CP9105Q-B, CP9106Q-B, CP9108Q-B, CP9110Q-B, CP9111Q-B, CP9112Q-B, CP875, CP876	1/8" 1/4"	205 051 6623 C138727

Accessories Die Grinders

SILENCERS

MODEL	DESCRIPTION	PART NO.
CP3019-..(ES) CP3000-3..R CP3000-...R CP3019-.. CP3030-..R	Kit silencer Clippable silencer	615 396 1010 615 396 1240

MODEL	ITEM	DESCRIPTION	PART NO.
CP3109-.. CP3119-.. CP3109-13AC CP3650-120ACC	1 2	Kit silencer Clippable silencer	615 396 1660 615 396 6550

CP3451	3 4 5	Kit silencer Exhaust hose Exhaust hose adaptor*	615 574 0760 615 432 0110 615 730 1870

* Needed to fit 3 and 4 on safety lever versions

MODEL	DESCRIPTION	PART NO.
CP3249-...	Kit silencer	615 399 4600

OTHER ACCESSORIES

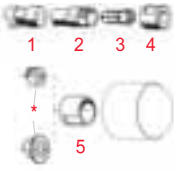

MODEL	ITEM	DESCRIPTION	PART NO.
CP3119-..	1 2 3 4 5 *	Spacer for collet-holder Series 200 collet holder Series 200 collet Series 200 collet nut Spacer for threaded cone wheel 3/8"	615 666 1490 615 523 0230 see page 89 615 607 1440 615 503 5160

Rear flange supplied with tool 615 503 1260 or 615 503 1250

HOSE

MODEL	DESCRIPTION	PART NO.
CP3000-600CR	Hose kit (incl. Inlet hose & exhaust hose)	205 054 8473

ADAPTER

DESCRIPTION	PART NO.
Collet adapter allows use of 1/8" shank burrs (For any 1/4" Collet die grinder)	C123029

MOUNTED POINTS 6 MM Ø SHANK - RED

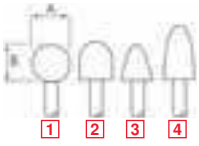

N°	MAX SPEED*	A		B		PART NO.
	rpm	in.	mm	in.	mm	
1	59,000	0.62	16	0.62	16	435983
2	50,000	0.79	20	0.62	16	435993
3	45,000	0.79	20	1.10	28	436003
4	48,000	0.79	20	1.26	32	436013

MOUNTED POINTS 3 MM Ø SHANK - RED

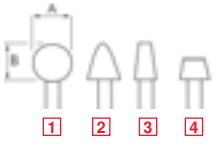

N°	MAX SPEED*	A		B		PART NO.
	rpm	in.	mm	in.	mm	
1	104,000	0.19	5	0.19	5	38582
2	104,000	0.19	5	0.31	8	38522
3	105,000	0.16	4	0.16	4	38562
4	81,000	0.25	6	0.25	6	38542

Accessories Die Grinders



TUNE-UP KITS

MODEL	TUNE-UP KIT
CP3000/3030-3..	205 054 6403
CP3000/3030-4..	205 054 7863
CP3000/3030-5..	205 054 7923
CP3000-600CR	205 054 8613
CP3019-...AC	205 054 2133
CP3451-...	615 397 3030
CP3550-...	615 399 2280
CP3650 Series	205 055 6003
CP9104Q	205 050 6623
CP9105Q-B	894 016 8879
CP9106Q-B	894 016 8880
CP9108Q-B	894 016 8880
CP9111Q-B	894 016 8892
CP9110Q-B	894 016 8879
CP9112Q-B	894 016 8892
CP9113	205 054 5233

KITS

CP9104Q Kit

Part No. 615 195 0104
Kit includes:
- **(1) Pencil Grinder**
- (5) Mounted points 3mm
- (5) Carbide burrs 3 mm
- (1) 1/8" and 3 mm collets
- (1) 2.4 mm collet

CP875 Kit

Part No. 894 110 8751
Kit includes:
- **(1) Grinder CP875**
- (1) 2" - 50 mm backing pad
- (2) 2" - 50 mm coarse surface prep pad
- (2) 2" - 50 mm medium surface prep pad
- (2) 2" - 50 mm fine surface pre pad
- (2) 2" - 50 mm 50 grit sanding disc
- (2) 2" - 50 mm 36 grit sanding disc
- (2) 2" - 50 mm 24 grit sanding disc

CP9111Q-B Mkit

Part No. 615 195 0211
Kit includes:
- **(1) Die grinder CP9111QB**
- (1) 3 mm collet
- (5) 3 mm mounted points
- (5) 6 mm mounted points

DIMENSIONS

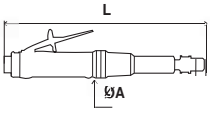

DIE GRINDER	L		ØA	
	in	mm	in	mm
CP9104Q	5,23	133	0,59	15
CP3000-600CR	6.0	153	0.59	15
CP876	4,75	121	1,38	35
CP9105Q-B	6,3	160	1,6	40
CP9110Q-B	10,2	260	1,6	40
CP3019	6.6	168	1.26	32
CP3019-..ES	9.8	248	1.26	32
CP3000-3...	5.9	150	1.61	41
CP3000-4...	7,7	196	1.73	44
CP3000-5...	7,6	195	1.73	44
CP9111Q-B	6,3	160	2,6	65
CP9112Q-B	13,4	340	2,8	70
CP860	5,75	146	2,8	70
CP860-ES	12,3	310	2,8	70
CP860E	5,75	146	2,8	70
CP860-ESE	12,3	310	2,8	70
CP9113G	6.7	170	1.85	47
CP9113GES	12.6	320	1.85	47
CP3451..SE.	14.2	361	1.18	30
CP3119-..ES..	13.3	338	1.26	32
CP3109/3119	8,8	222	1.67	42.5
CP3109/3119 ES	14,2	361	1.71	43.5
CP3119-12EL	23.7	601	1.71	43.5
CP3119-12EXL	33.6	851	1.71	43.5
CP3119 CNOMO	8,8	222	1.67	42.5
CP3119 ES CNOMO	14,3	363	1.71	43.5

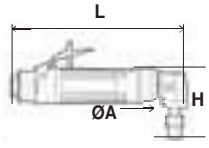

ANGLE DIE GRINDER	L		H		ØA	
	in	mm	in	mm	in	mm
CP3019-...AC	6.5	166	3	76	1.2	30
CP3030-3...	6.1	154	4.1	103	1.6	41
CP3030-4...	6.8	174	5.9	143	1.7	43
CP3030-5...	6.8	174	6.3	160	2.1	53
CP3109-...AC	8.5	216	3	76	1.2	30
CP3550-120AC	9,8	249	4,1	103	1,1	27
CP3650-12ACC	9,4	238	-	-	4	102
CP875	4.88	124	3	76	1.04	26.4
CP9106Q-B	4.7	120	3	76	1.04	26.4
CP9108Q-B	7.9	200	3.07	78	1.04	26.4

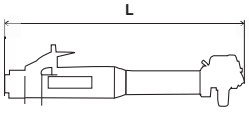

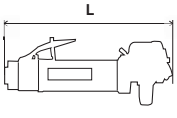

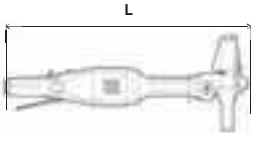

STRAIGHT WHEEL GRINDER	L	
	in	mm
CP3119-123X	9.3	236
CP3119-12ES3X	13.3	338
CP3119-12ES4	13.3	338
CP3119-15ES2	13.3	338
CP3119-15ES3	13.3	338
CP3119-18ES3	13.3	338
CP3249-..	21.8	554
CP3451-16SE..	14.2	361
CP3451-18SE..	14.2	361

Accessories Die Grinders

CP CARBIDE BURR

SPEED GUIDE

Recommended Operating Speeds

All rpm ratings in the table below are listed as thousands.

BURR HEAD DIAMETER	MAX. OPERATING SPEED	ALUMINUM, PLASTIC		BRASS, COPPER, CAST IRON, BRONZE		UNHARDENED STEEL		HARDENED STEEL, STAINLESS STEEL, NIMONIC ALLOYS	
		Speed Range	Recomm. Start Point	Speed Range	Recomm. Start Point	Speed Range	Recomm. Start Point	Speed Range	Recomm. Start Point
3 mm (1/8")	**100**	60 - 80	65	45 - 80	65	60 - 80	80	60 - 80	80
6 mm (1/4")	**65**	15 - 60	40	22 - 60	45	45 - 60	50	30 - 45	40
10 mm (3/8")	**55**	10 - 50	25	15 - 40	30	30 - 40	30	19 - 30	25
12 mm (1/2")	**35**	7 - 30	20	11 - 30	25	22 - 30	25	15 - 22	20
16 mm (5/8")	**25**	6 - 20	15	9 - 20	20	18 - 20	20	12 - 18	15
20 mm (3/4")	**20**	5 - 17	10	8 - 17	12	15 - 17	15	10 - 15	10
25 mm (1")	**15**	4 - 13	8	6 - 13	10	10 - 13	10	7 - 11	8

Recommended speeds are based on standard shank length of 45 mm / (1-3/4") max overhang of 10 mm (3/8")
Maximum recommended operating speeds for extended length shanks is 15,000 rpm

Chicago Pneumatic offers a wide range of products that will cover virtually every application on industry.

CP OFFERS THREE DIFFERENT TYPES OF CUT

DOUBLE CUT

The most common on the market, to be used on hard metal applications

POWER CUT

When high performance and durability is a must, to be used on hard metal application

ALUMINUM CUT

To be used on all soft metals

CARBIDE BURR DISPLAY

IMPERIAL

Part No. 894 017 2244

- 40 pieces display CP branded
- Plastic door with a key lock
- All double cut burrs
- All 1/4" Ø shank
- 2 x (5 shapes and 4 head sizes)
- Shapes B, C, F, G, L
- Head sizes 1/4", 5/16", 3/8", 1/2"

METRIC

Part No. 894 017 1789

- 40 pieces display CP branded
- Plastic door with a key lock
- All double cut burrs
- All 6 mm shank
- 2 x (5 shapes and 4 head sizes)
- Shapes B, C, F, G, L
- Head sizes 6, 8, 10, 12 mm

CARBIDE BURR KITS

DOUBLE CUT

1/8" Ø SHANK
Part No. 894 017 2240
Kit includes:
- 10 pieces
- 1/8" head for imperial, shapes A, B, C, D, E, F, G, L, M, N

3MM Ø SHANK
Part No. 894 017 1785
Kit includes:
- 10 pieces
- 3mm head for metric, shapes A, B, C, D, E, F, G, L, M, N

DOUBLE CUT

1/4" Ø SHANK
Part No. 894 017 2242
Kit includes:
- 5 pieces
- 3/8" head, shapes B, C.
- 1/2" head, shapes C, F, L

6MM Ø SHANK
Part No. 894 017 1787
Kit includes:
- 5 pieces
- 10mm head, shapes B, C.
- 12mm head, shapes C, F, L

POWER CUT

1/4" Ø SHANK
Part No. 894 017 2241
Kit includes:
- 5 pieces
- 1/2" head for imperial, shapes B, C, F, G, L

6MM Ø SHANK
Part No. 894 017 1786
Kit includes:
- 5 pieces
- 12mm head for metric, shapes B, C, F, G, L

ALUMINUM CUT

1/4" Ø SHANK
Part No. 894 017 2243
Kit includes:
- 5 pieces
- 3/8" head, shapes B, C.
- 1/2" head, shapes C, F, L

6MM Ø SHANK
Part No. 894 017 1788
Kit includes:
- 5 pieces
- 10mm head, shapes B, C.
- 12mm head, shapes C, F, L

Accessories Die Grinders

CP CARBIDE BURR

SINGLE PIECE - IMPERIAL

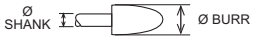

SHAPE		HEAD SHAPE	DOUBLE CUT						POWER CUT		ALUMINUM CUT	
			SHANK 1/8"	SHANK 1/4"					SHANK 1/4"		SHANK 1/4"	
			BURR Ø 1/8"	BURR Ø 1/4"	BURR Ø 5/16"	BURR Ø 3/8"	BURR Ø 1/2"	BURR Ø 5/8"	BURR Ø 1/2"	BURR Ø 5/8"	BURR Ø 3/8"	BURR Ø 1/2"
	A	**Cylinder w/o endcut**	894 017 2174	894 017 2204	894 017 2211		894 017 2192			894 017 2223	894 017 2228	
	B	**Cylinder with endcut**	894 017 2175	894 017 2205	894 017 2212	894 017 2184	894 017 2193		894 017 2217	894 017 2224	894 017 2248	894 017 2234
	C	**Ball nosed cylinder**	894 017 2176	894 017 2206	894 017 2213	894 017 2185	894 017 2194	894 017 2201	894 017 2218	894 017 2225	894 017 2229	894 017 2235
	D	**Ball**	894 017 2177	894 017 2207	894 017 2214	894 017 2186	894 017 2195				894 017 2230	894 017 2236
	E	**Oval**	894 017 2178		894 017 2215	894 017 2187						
	F	**Ball nosed tree**	894 017 2179	894 017 2208	894 017 2245	894 017 2188	894 017 2196	894 017 2202	894 017 2219	894 017 2226	894 017 2231	894 017 2237
	G	**Pointed Tree**	894 017 2180	894 017 2209	894 017 2216	894 017 2189	894 017 2197		894 017 2220		894 017 2249	894 017 2238
	H	**Flame**					894 017 2198		894 017 2221			
	L	**Ball nose cone**	894 017 2181	894 017 2246	894 017 2247	894 017 2190	894 017 2199	894 017 2203	894 017 2222	894 017 2227	894 017 2232	894 017 2239
	M	**Cone**	894 017 2182	894 017 2210		894 017 2191	894 017 2200					
	N	**Inverted Cone**	894 017 2183									

SINGLE PIECE - METRIC

SHAPE		HEAD SHAPE	DOUBLE CUT						POWER CUT		ALUMINUM CUT	
			SHANK 3 mm	SHANK 6 mm					SHANK 6 mm		SHANK 6 mm	
			BURR 3 mm	BURR 6 mm	BURR 8 mm	BURR 10 mm	BURR 12 mm	BURR 15 mm	BURR 12 mm	BURR 15 mm	BURR 10 mm	BURR 12 mm
	A	**Cylinder w/o endcut**	894 017 1719	894 017 1749	894 017 1756		894 017 1737			894 017 1768	894 017 1773	894 017 1778
	B	**Cylinder with endcut**	894 017 1720	894 017 1750	894 017 1757	894 017 1729	894 017 1738		894 017 1762	894 017 1769	894 017 1935	894 017 1779
	C	**Ball nosed cylinder**	894 017 1721	894 017 1751	894 017 1758	894 017 1730	894 017 1739	894 017 1746	894 017 1763	894 017 1770	894 017 1774	894 017 1780
	D	**Ball**	894 017 1722	894 017 1752	894 017 1759	894 017 1731	894 017 1740				894 017 1775	894 017 1781
	E	**Oval**	894 017 1723		894 017 1760	894 017 1732						
	F	**Ball nosed tree**	894 017 1724	894 017 1753	894 017 1932	894 017 1733	894 017 1741	894 017 1747	894 017 1764	894 017 1771	894 017 1776	894 017 1782
	G	**Pointed Tree**	894 017 1725	894 017 1754	894 017 1761	894 017 1734	894 017 1742		894 017 1765		894 017 1936	894 017 1783
	H	**Flame**					894 017 1743		894 017 1766			
	L	**Ball nose cone**	894 017 1726	894 017 1933	894 017 1934	894 017 1735	894 017 1744	894 017 1748	894 017 1767	894 017 1772	894 017 1777	894 017 1784
	M	**Cone**	894 017 1727	894 017 1755		894 017 1736	894 017 1745					
	N	**Inverted Cone**	894 017 1728									

CP3019-18A3 ★★★ 18,000 RPM

HIGH PERFORMANCE IN A COMPACT PACKAGE

3" 73 mm

FEATURES

- Highly durable bevel gearing
- Compact body
- Insulating composite over housing

BENEFITS

- Industrial angle wheel grinder
- Optimal productivity
- Highest durability in demanding applications, up to 2000 hour service interval

CP3019-18A3

CP3019-20A3

Same features as CP3019-18A3 with 20,000 rpm

CP3019-13A4

Same features as CP3019-18A3 with 13,500 rpm and with 4" wheel capacity

<0.5 hp (375 W) Angle Wheel Grinders 2" to 4"

CP7500D ★ 22,000 RPM

2" 50 mm

COMPACT CUTTING & GRINDING

CP7500DK

Part No. 894 107 5002

Kit includes:

- (1) 2" (51mm) Angle Grinder / Cut-off Tool CP7500D
- (3) 2" (51mm) grinding wheel 60 Grit
- (3) 2" (51mm) grinding wheel 80 Grit
- (3) 2" (51mm) grinding wheel 120 Grit
- (5) 2" (51mm) cutting wheel
- (1) Pin wrench
- (1) Spanner
- (1) Protective glasses

FEATURES

- Rubber handle grip
- Lock off safety lever
- Full 180° protective guard

BENEFITS

- General maintenance applications
- Compact and lightweight
- Versatile: designed for grinding and cutting

CP3019-13A4

See accessories on pages 116-122

★ GENERAL MAINTENANCE ★★ INDUSTRIAL MAINTENANCE & PRODUCTION ★★★ SUPER INDUSTRIAL

MODEL	PART NUMBER	FREE SPEED	POWER		MAX WHEEL CAPACITY		SPINDLE THREAD	AIR CONS. AT FREE SPEED		AIR CONS. @LOAD		NET WEIGHT		LENGTH		VIBRATION LEVEL ISO 28927 (M/S2)		SOUND PRESS.	SOUND POWER	AIR INLET
		rpm	hp	W	in.	mm	in.	cfm	l/s	cfm	l/s	lb	kg	in.	mm	a	k	ISO 15744 - dB(A)		in.
CP7500D	894 107 5001	22,000	0.2	150	2	50	3/8-24	17	8	8	3.8	1.2	0.6	5.5	140	19.9	6.7	81	92	1/4
CP3019-18A3	615 160 7060	18,000	0.5	375	3	75	3/8-24	10.4	4.9	19.3	9.1	0.7	0.3	6.4	163	12.3	2.6	80	91	1/4
CP3019-20A3	615 160 7070	20,000	0.5	375	3	75	3/8-24	12.7	6	19.1	9	0.7	0.3	6.4	163	13.3	3.2	83	94	1/4
CP3019-13A4	615 160 7050	13,500	0.5	375	4	100	3/8-24	7.4	3.5	17.6	8.3	0.7	0.3	6.4	163	8.6	3.0	79	90	1/4

All models: Hose int. 1/2" (13 mm) - @90 PSI (@6.3 Bar)

Listed specifications are for reference only. Please check documents in each tool.

0.8 hp (600 W) Angle Wheel Grinders 4" to 5"

The CP91 Series Benefits

LIGHTWEIGHT & EASY HANDLING

- General Maintenance Applications
- Lightweight rugged housing
- Durability and performance

CP9121BR

12,000 RPM

5" 125 mm

CP9121CR

Same features as CP9121-BR with 3/8"-24 spindle thread

CP9121AR

Same features as CP9121-BR with M14 spindle thread

FEATURES

- Keyless adjustable protective guard
- Governed for optimal performance
- Aluminum alloy housing

See accessories on pages 116-122

CP9120CR

12,000 RPM

FEATURES

- Keyless adjustable protective guard
- Governed for optimal performance
- Aluminum alloy housing

4" 100 mm

CE CERTIFICATION / NOT FOR ANSI MARKET

CP9120CR

CP9120CRN

Same features as CP9120-CR with different flanges for the North American market only

CP9122CR

Same features as CP9120-CR with 3/8"-24 spindle thread for 4.5" (114mm) max wheel capacity

CP9122BR

Same features as CP9120-CR with 5/8"-11 spindle thread for 4.5" (114mm) max wheel capacity

GENERAL MAINTENANCE | INDUSTRIAL MAINTENANCE & PRODUCTION | SUPER INDUSTRIAL

MODEL	PART NUMBER	FREE SPEED	POWER		MAX WHEEL CAPACITY		SPINDLE THREAD	AIR CONS. AT FREE SPEED		AIR CONS. @LOAD		NET WEIGHT		LENGTH		VIBRATION LEVEL ISO 28927 (M/S2)		SOUND PRESS.	SOUND POWER	AIR INLET
		rpm	hp	W	in.	mm	in.	cfm	l/s	cfm	l/s	lb	kg	in.	mm	a	k	ISO 15744 - dB(A)		in.
CP9120CR	615 195 2120	12,000	0.8	600	4	100	3/8-24	21	9.9	23.3	11	4.2	1.9	9.3	233	5.3	1.6	84	95	1/4
CP9120CRN	894 109 1200	12,000	0.8	600	4	100	3/8-24	21	9.9	23.3	11	4.2	1.9	9.3	233	5.3	1.6	84	95	1/4
CP9121AR	615 195 7321	12,000	0.8	600	5	125	M14	21	9.9	27.6	13	4.6	2.1	9.6	240	6.7	2.2	84	95	1/4
CP9121BR	615 195 7221	12,000	0.8	600	5	125	5/8-11	21	9.9	27.6	13	4.6	2.1	9.6	240	8.6	4.6	84	95	1/4
CP9121CR	615 195 2121	12,000	0.8	600	5	125	3/8-24	21	9.9	25.4	12	4.6	2.1	9.6	240	11.2	3.4	84	95	1/4
CP9122BR	615 195 7222	12,000	0.8	600	4.5	115	5/8-11	21	9.9	29.7	14	4.2	1.9	9.3	233	8.6	4.6	84	95	1/4
CP9122CR	615 195 2122	12,000	0.8	600	4.5	115	3/8-24	21	9.9	29.7	14	4.2	1.9	9.3	233	5.4	1.0	84	95	1/4

All models: Hose int. 3/8" (10mm) - @90 PSI (@6.3 Bar)

Listed specifications are for reference only. Please check documents in each tool.

CP3040GABTIM

13,500 RPM

4" 100 mm

ROBUST STEEL CONSTRUCTION

FEATURES

- Durable bevel gear
- Robust machined steel housing
- Robust safety lever

BENEFITS

- Industrial angle wheel grinder
- High body durability
- Withstands rough usage

CP3040GABTIM

CP3040-GASTIM

Same features as CP3040 GABTIM with extended shaft

0.7 & 0.8 HP (525 & 600 W) Angle Wheel Grinders 4" & 5"

CP854

13,000 RPM

4" 100 mm

CP854 E

Same features as CP854 with 5" (125 mm) max wheel capacity and M10 spindle thread

EFFICIENT & DURABLE

FEATURES

- Aluminum alloy housing
- Helical bevel gear design
- 4" (100 mm) wheel capacity

BENEFITS

- General maintenance applications
- Lightweight rugged housing
- Durability and performance

CP3109-13A4

13,000 RPM

4" 100 mm

CP3109-13A4ES

Same features as CP3109-13A4 with extended shaft

HIGH PERFORMANCE

FEATURES

- Highly durable bevel gear
- Insulating composite over-housing
- Streamlined safety lever

BENEFITS

- Industrial angle wheel grinder
- Optimal productivity
- Highest durability in demanding applications up to 2,000 hours maintenance intervals

See accessories on pages 116-122

GENERAL MAINTENANCE | INDUSTRIAL MAINTENANCE & PRODUCTION | SUPER INDUSTRIAL

MODEL	PART NUMBER	FREE SPEED	POWER		MAX WHEEL CAPACITY		SPINDLE THREAD	AIR CONS. AT FREE SPEED		AIR CONS. @LOAD		NET WEIGHT		LENGTH		VIBRATION LEVEL ISO 28927 (M/S2)		SOUND PRESS.	SOUND POWER	AIR INLET
		rpm	hp	W	in.	mm	in.	cfm	l/s	cfm	l/s	lb	kg	in.	mm	a	k	ISO 15744 - dB(A)		in.
CP854E	T023187	12,000	0.7	525	5	125	M10	16	7.5	16	7.6	3.8	1.7	9	229	4.9	1.5	85	96	1/4
CP854	T023186	13,000	0.7	525	4	100	3/8-24	24	11.3	24	11.3	3.8	1.7	9	229	4.9	1.5	85	96	1/4
CP3109-13A4ES	615 160 7040	13,000	0.8	600	4	100	3/8-24	21	10	32	15.1	3.3	1.5	11.3	287	7.2	2.4	84	95	3/8
CP3109-13A4	615 160 7030	13,000	0.8	600	4	100	3/8-24	21	10	32	15.1	2.6	1.2	8.5	217	9.3	3.0	85	96	3/8
CP3040GASTIM	615 160 7020	13,500	0.7	520	4	100	3/8-24	32.9	15.5	26.5	12.5	3.7	1.7	10.6	270	9.6	3.3	92	103	3/8
CP3040GABTIM	615 160 7010	13,500	0.7	520	4	100	3/8-24	32.9	15.5	26.5	12.5	3.3	1.5	8.3	210	7.2	2.4	88	99	3/8

All models: Hose int. 3/8 (10mm) - @90 PSI (@6.3 Bar)

Listed specifications are for reference only. Please check documents in each tool.

1.1 hp (810 W) Angle Wheel Grinders 4" to 5"

The CP3450 Series Benefits

INDUSTRIAL GRADE ANGLE GRINDER

- Industrial angle wheel grinder
- High productivity
- Industrial grade durability with up to a 1,000 hour maintenance interval

CP3450-12AC4 ★★

12,000 RPM

4" 100 mm

FEATURES
- Constant lubrication bevel gear design
- Low profile angle head design
- Insulating composite cover

CP3450-12ACR4

Same features as CP3450-12AC4 with rotative throttle
NOT FOR CE/NA MARKETS

CP3450-12AC45

Same features as CP3450-12AC4 with 4.5" (115 mm) max wheel capacity

CP3450-12AB5

12,000 RPM

★★

5" 125 mm

FEATURES
- Constant lubrication bevel gear design
- Low profile angle head design
- Insulating composite cover

CP3450-12AB5

CP3450-12AA5

Same features as CP3450-12AB5 with M14 spindle

See accessories on pages 116-122

★ GENERAL MAINTENANCE ★★ INDUSTRIAL MAINTENANCE & PRODUCTION ★★★ SUPER INDUSTRIAL

MODEL	PART NUMBER	FREE SPEED	POWER		MAX WHEEL CAPACITY		SPINDLE THREAD	AIR CONS. AT FREE SPEED		AIR CONS. @LOAD		NET WEIGHT		LENGTH		VIBRATION LEVEL ISO 28927 (M/S2)		SOUND PRESS.	SOUND POWER	AIR INLET
		rpm	hp	W	in.	mm	in.	cfm	l/s	cfm	l/s	lb	kg	in.	mm	a	k	ISO 15744 - dB(A)		in.
CP3450-12AA5	615 160 4040	12,000	1.1	810	5	125	M14	38.6	18.2	36	17	3.7	1.7	9.2	231	8.1	2.9	95	106	3/8
CP3450-12AB5	615 160 4050	12,000	1.1	810	5	125	5/8-11	38.6	18.2	36	17	3.7	1.7	9.2	231	8.5	2.8	95	106	3/8
CP3450-12ACR4	615 160 4020	12,000	1.1	810	4	100	3/8-24	42.8	20.2	36	17	3.2	1.5	9.2	231	8.1	2.9	94	105	3/8
CP3450-12AC4	615 160 4010	12,000	1.1	810	4	100	3/8-24	37.7	17.8	36	17	3.1	1.4	9.2	231	6.5	2.1	94	105	3/8
CP3450-12AC45	615 160 4030	12,000	1.1	810	4.5	115	3/8-24	38.2	18	36	17	3.1	1.4	9.2	231	8.3	3.0	94	105	3/8

All models: Hose int. 3/8" (10mm) - @90 PSI (@6.3 Bar)

Listed specifications are for reference only. Please check documents in each tool.

CP75 series

POWERFUL AND DURABLE

UNIQUE FEATURES
Premium Tool

CP7540/45/50

Best in class grinder for maintenance applications

DURABILITY AT A WHOLE NEW LEVEL

THE CP75 SERIES BOASTS 1000H SERVICE INTERVAL

THE MOST POWERFUL IN ITS CLASS

1.1 HP / 840 W

POWERFUL & EFFICIENT
- 1.1 HP – 840 W
- Governed motor

HIGH DURABILITY
- 1,000 hr service interval
- High quality bevel gears

ERGONOMIC
- Well balanced & compact
- Composite grip insulates operator's hand from cold
- 360° swivel air inlet

COMFORT
Streamline composite handle for either right or left handed operation

SAFE
- Rear exhaust (exhaust hose included)
- Streamline CP Safety Lever
- Steel guard
- Safety screw

EASY OPERATION
Robust steel keyless adjustable wheel guard

CP75 series

The range has abrasives capacity from 4" (100 mm), 4.5" (115 mm), 5" (125 mm) abrasive capacity and features 3/8"-24

1.1 hp (840 W) Angle Wheel Grinders 4" to 5"

The CP75 Series Benefits

POWERFUL & DURABLE / 1.1HP - 840 W / 1,000 HOUR SERVICE INTERVAL

- Powerful & Efficient
- High Durability
- Easy Operation

CP7540-C ★★

12,000 RPM

4" 100 mm

FEATURES
- High quality bevel gears & Governed motor
- Robust steel keyless rotative wheel guard
- 3/8- 24 spindle thread

CP7540-CN

Same features as CP7540-C with 3/8" spindle and North America flanges

CP7545-B ★★

12,000 RPM

4.5" 115 mm

FEATURES
- High quality bevel gears & Governed motor
- Robust steel keyless rotative wheel guard
- 5/8- 11 spindle thread

CP7545-C

Same features as CP7545-B with 3/8" spindle

CP7550-B ★★

12,000 RPM

5" 125 mm

FEATURES
- High quality bevel gears & Governed motor
- Robust steel keyless rotative wheel guard
- 360° swivel air inlet

CP7550-B

CP7550-A

Same features as CP7550-B with M14 spindle

CP7550-C

Same features as CP7550-B with 3/8" spindle

See accessories on pages 116-122

★ GENERAL MAINTENANCE ★★ INDUSTRIAL MAINTENANCE & PRODUCTION ★★★ SUPER INDUSTRIAL

MODEL	PART NUMBER	FREE SPEED	POWER		MAX WHEEL CAPACITY		SPINDLE THREAD	AIR CONS. AT FREE SPEED		AIR CONS. @LOAD		NET WEIGHT		LENGTH		VIBRATION LEVEL ISO 28927 (M/S2)		SOUND PRESS.	SOUND POWER	AIR INLET
		rpm	hp	W	in.	mm	in.	cfm	l/s	cfm	l/s	lb	kg	in.	mm	a	k	ISO 15744 - dB(A)		in.
CP7540-C	894 107 5401	12,000	1.1	840	4	100	3/8-24	20	9.3	40	18.9	3.5	1.6	10.6	270	6.5	3.0	85	96	1/4
CP7540-CN	894 107 5400	12,000	1.1	840	4	100	3/8-24	20	9.3	40	18.9	3.5	1.6	10.6	270	6.5	3.0	85	96	1/4
CP7545-B	894 107 5452	12,000	1.1	840	4.5	115	5/8-11	20	9.3	40	18.9	3.5	1.6	10.6	270	7.0	2.1	85	96	1/4
CP7545-C	894 107 5451	12,000	1.1	840	4.5	115	3/8-24	20	9.3	40	18.9	3.5	1.6	10.6	270	7.0	2.1	85	96	1/4
CP7550-A	894 107 5503	12,000	1.1	840	5	125	M14	20	9.3	40	18.9	3.5	1.6	10.6	270	7.0	2.1	85	96	1/4
CP7550-B	894 107 5502	12,000	1.1	840	5	125	5/8-11	20	9.3	40	18.9	3.5	1.6	10.6	270	7.0	2.1	85	96	1/4
CP7550-C	894 107 5501	12,000	1.1	840	5	125	3/8-24	20	9.3	40	18.9	3.5	1.6	10.6	270	7.0	2.1	85	96	1/4

All models: Hose int. 3/8" (10mm) - @90 PSI (@6.3 Bar)

Listed specifications are for reference only. Please check documents in each tool.

CP3550

EASY TO HANDLE AND INDUSTRIAL TOUGH

UNIQUE FEATURES
Premium Tool

NEW

CP3550

INDUSTRIAL PACKAGE

- Governed motor maintains maximal abrasive speed
- Spindle lock allows single tool abrasive replacement
- Rotative inlet swivel allows easier handling

GRINDING, SANDING & CUTTING APPLICATIONS

- Foundries, Casting Plants, Fabrication shops
- Production and Maintenance operations on cast iron, steel, stainless steel, aluminum, composite, alloys

ROTATIVE INLET SWIVEL

- Maintains tool operation easy and avoid air hose knots

STREAMLINED SAFETY LEVER

- Allows heavy tool operation while wearing heavy gloves, and can be easily oriented downwards

INDUSTRIAL GRADE POWER

- 1.5 hp (1100W) governed motor allows industrial performance in intensive material removal applications

ELABORATE SILENCER

- Unique silencer foam damps noise emissions down to 86 dB

UNIQUE KEYLESS ADJUSTABLE GUARD

- Helps to adjust quickly the guard position to best suit the working position and deflecting sparks

COMPOSITE OVER-SLEEVE

- Thermal insulating sleeve provides operator comfort while offering a low diameter for comfortable handling

FAST AND EASY ABRASIVE CHANGE

- Spindle lock feature allows fast abrasive replacement to reduce tool downtime

1.5 hp (1100 W) Angle Wheel Grinders

The CP3550 Series Benefits

INDUSTRIAL PRODUCTIVITY & ERGONOMICS

- Industrial angle wheel grinder
- Industrial grade durability with up to a 1,000 hour maintenance interval
- Superior torque for maximal productivity

CP3550-120AB45

12,000 RPM

NEW

4.5" 115 mm

FEATURES

- 1.5 hp (1,100 W) governed motor
- Durable bevel gear
- Spindle lock button

CP3550-120AB5

12,000 RPM

NEW

5" 125 mm

FEATURES

- 1.5 hp (1,100 W) governed motor
- Durable bevel gear
- Spindle lock button

CP3550-120AB5

CP3550-120AC4

Same features as CP3550-120AB5 with 3/8 spindle and 4" wheel

CP3550-120AA45

Same features as CP3550-120AB5 with M14 spindle and 4.5" wheel

CP3550-120AA5

Same features as CP3550-120AB5 with M14 spindle

See accessories on pages 116-122

SUPER INDUSTRIAL

GENERAL MAINTENANCE | INDUSTRIAL MAINTENANCE & PRODUCTION

MODEL	PART NUMBER	FREE SPEED	POWER		MAX WHEEL CAPACITY		SPINDLE THREAD	AIR CONS. AT FREE SPEED		AIR CONS. @LOAD		NET WEIGHT		LENGTH		VIBRATION LEVEL ISO 28927 (M/S2)		SOUND PRESS.	SOUND POWER	AIR INLET
		rpm	hp	W	in.	mm	in.	cfm	l/s	cfm	l/s	lb	kg	in.	mm	a	k	ISO 15744 - dB(A)		in.
CP3550-120AA45	615 160 7760	12,000	1.5	1,100	4.5	115	M14	36	17	56	26	4.1	1.9	9.9	252	7.5	4.1	84	95	3/8
CP3550-120AA5	615 160 7780	12,000	1.5	1,100	5	125	M14	36	17	56	26	4.2	1.9	9.9	252	9.8	4.4	84	95	3/8
CP3550-120AC4	615 160 7750	12,000	1.5	1,100	4	100	3/8-24	36	17	56	26	3.7	1.7	9.9	252	6.0	2.6	84	95	3/8
CP3550-120AB45	615 160 7770	12,000	1.5	1,100	4.5	115	5/8-11	36	17	56	26	4.1	1.9	9.9	252	7.5	4.1	84	95	3/8
CP3550-120AB5	615 160 7790	12,000	1.5	1,100	5	125	5/8-11	36	17	56	26	4.2	1.9	9.9	252	9.8	4.4	84	95	3/8

All models: Hose int. 3/8" (10mm) - @90 PSI (@6.3 Bar)

Listed specifications are for reference only. Please check documents in each tool.

CP3650

ENGINEERED FOR YOUR PRODUCTIVITY

UNIQUE FEATURES
Premium Tool

HIGH PRODUCTIVITY

- Powerful governed motor offers a higher torque at maximum operating speed, to increase productivity
- Excellent power to weight ratio 2.4 hp for 3.4 lbs / 1,800 W for 1.4 kg
- Spindle lock button, for single tool abrasive replacement
- Autobalancer optimizes contact between abrasive and application, increasing productivity by 15%

GRINDING, SANDING & CUTTING APPLICATIONS

- Foundries, Metalworking
- Shipyards, Rolling stock
- Oil, Gas & Petrochemical Maintenance on cast iron, steel, stainless steel, aluminum, composite, magnesium, titanium...

LOW NOISE LEVEL EXHAUST, WITH BUILT IN ANTI-BARKING VALVE

Optional silencer lowers noise levels down to 68dBa.
Prevents dust from entering the tool when the motor stops. Optional silencer attachment reduces.

STREAMLINED AND ERGONOMIC TWO POSITION SAFETY TRIGGER

Trigger may be positioned above or below tools housing for optimal handling.

COMPOSITE OVER-SLEEVE

Thermal insulating sleeve provides greater comfort and grip for safer extended operation.

FAST AND EASY ABRASIVE CHANGE

Spindle lock feature allows quicker abrasive replacement to reduce tool downtime.

GREAT PRODUCTIVITY AND DURABILITY

Powerful governed 2.4hp (1,800W) motor provides maximum torque at the right speed.

VIBRATION DAMPING SIDE HANDLE

For greater operator comfort. May be positioned for either left or right hand use.

UNIQUE KEYLESS, ADJUSTABLE GUARD

Robust design rotates 270º for greater versatility. Keyless feature allows quick guard adjustment for great productivity and operator comfort while maintaining maximum safety. Not available on 4"(100mm) and 6" (150mm models).

AUTOBALANCER (OPTIONAL)

Compensates for abrasive vibration to optimize contact between the abrasive and application. Autobalancer feature can increase material removal by up to 15% (VK versions only).

SUPER DURABLE SPIRAL BEVEL GEAR

The advanced design of the helical bevel gear and pinion allows the spiral shaped teeth to engage gradually.
This design reduces vibration and decreases stress on the gears while transmitting torque to the abrasive.
This feature allows for service intervals of up to 2,000 hours.

OPTION

HEX **ALLEN KEY FOR TIME SAVING AND IMPROVED SAFETY**

2.4 hp (1,800 W) Angle Wheel Grinders 4", 5" & 6"

The CP3650 Series Benefits

SUPERLATIVE PERFORMANCE & ERGONOMICS

UNIQUE FEATURES Premium Tool

- Industrial angle wheel grinder
- Industrial grade durability with up to a 2,000 hour maintenance interval
- Fast single tool abrasive replacement

CP3650-100AB6VK ★★★ 10,000 RPM

6" 150 mm

FEATURES

- High power and torque motor
- Superior durability bevel gearing
- Spindle lock button

CP3650-120AB5

CP3650-120AB45 ★★★ 12,000 RPM

4.5" 115 mm

FEATURES

- High power and torque motor
- Superior durability bevel gearing
- Spindle lock button

See accessories on pages 116-122

CP3650-120AB5VK ★★ 12,000 RPM

5" 125 mm

FEATURES

- High power and torque motor
- Superior durability bevel gearing
- Spindle lock button

CP3650-120AB5VK

CP3650-120AH5VK

Similar features as CP3650-AB5VK with HEX spindle thread

HEX **SINGLE ALLEN KEY ABRASIVE REPLACEMENT FOR TIME SAVINGS, AND IMPROVED SAFETY**

★ GENERAL MAINTENANCE ★★ INDUSTRIAL MAINTENANCE & PRODUCTION ★★★ SUPER INDUSTRIAL

MODEL	PART NUMBER	FREE SPEED	POWER		MAX WHEEL CAPACITY		SPINDLE THREAD	AIR CONS. AT FREE SPEED		AIR CONS. @LOAD		NET WEIGHT		LENGTH		VIBRATION LEVEL ISO 28927 (M/S2)		SOUND PRESS.	SOUND POWER	AIR INLET
		rpm	hp	W	in.	mm	in.	cfm	l/s	cfm	l/s	lb	kg	in.	mm	a	k	ISO 15744 - dB(A)		in.
CP3650-135AC4FK	615 160 7170	13,500	2.4	1,800	4	100	3/8-24	53	25	74	35	3.4	1.5	9.4	238	9.9	5.0	82	93	3/8
CP3650-120AB5	615 160 7220	12,000	2.4	1,800	5	125	5/8-11	42	20	68	32	3.9	1.8	9.4	238	7.5	2.5	82	93	3/8
CP3650-120AB45	615 160 7320	12,000	2.4	1,800	4.5	115	5/8-11	42	42	68	32	3.9	1.8	9.4	238	7.8	4.6	82	93	3/8
CP3650-120AA5	615 160 7210	12,000	2.4	1,800	5	125	M14	42	20	68	32	3.9	1.8	9.4	238	7.1	2.2	82	93	3/8
CP3650-120AA45	615 160 7310	12,000	2.4	1,800	4.5	115	M14	42	42	68	32	3.9	1.8	9.4	238	7.8	4.6	82	93	3/8
CP3650-120AH5VK	615 160 7200	12,000	2.4	1,800	5	125	HEX	42	20	68	32	4.3	2	9.4	238	4.5	1.1	79	90	3/8
CP3650-120AB5VK	615 160 7190	12,000	2.4	1,800	5	125	5/8-11	42	20	68	32	4.2	1.9	9.4	238	4.5	1.1	79	90	3/8
CP3650-120AA5VK	615 160 7180	12,000	2.4	1,800	5	125	M14	42	20	68	32	4.2	1.9	9.4	238	4.5	2.0	79	90	3/8
CP3650-100AB6VK	615 160 7300	10,000	2.4	1,800	6	150	5/8-11	42	20	68	32	4.2	1.9	9.4	238	5.2	1.5	79	90	3/8

All models: Hose int. 1/2" (13 mm) - @90 PSI (@6.3 Bar)

Listed specifications are for reference only. Please check documents in each tool.

CP857

7,500 RPM

7" 180 mm

POWERFUL & DURABLE

FEATURES

- Aluminum alloy housing
- Helical bevel gear design
- 1.3 hp (940 W) high performance motor

BENEFITS

- Ideal for general maintenance applications
- Rugged housing
- Durability

CP857

1.1 & 1.3 hp (850 & 940 W) Angle Wheel Grinders 7"

CP9123

7,500 RPM

7" 180 mm

ROBUST CONSTRUCTION

FEATURES

- Aluminum alloy housing
- Rubber handle grip

BENEFITS

- General maintenance applications
- Rugged housing
- Durability and performance

CP9123

See accessories on pages 116-122

GENERAL MAINTENANCE | INDUSTRIAL MAINTENANCE & PRODUCTION | SUPER INDUSTRIAL

MODEL	PART NUMBER	FREE SPEED	POWER		MAX WHEEL CAPACITY		SPINDLE THREAD	AIR CONS. AT FREE SPEED		AIR CONS. @LOAD		NET WEIGHT		LENGTH		VIBRATION LEVEL ISO 28927 (M/S2)		SOUND PRESS.	SOUND POWER	AIR INLET
		rpm	hp	W	in.	mm	in.	cfm	l/s	cfm	l/s	lb	kg	in.	mm	a	k	ISO 15744 - dB(A)		in.
CP857	T024387	7,500	1.3	940	7	180	5/8-11	24	11.3	24	11.3	6.3	2.8	13.1	334	4.0	1.3	102	113	3/8
CP9123	615 195 9123	7,500	1.1	850	7	180	5/8-11	40	18.9	24	11.3	7.5	3.4	13.4	340	4.3	1.3	93	104	3/8

All models: Hose int. 5/8" (16mm) - @90 PSI (@6.3 Bar)

Listed specifications are for reference only. Please check documents in each tool.

CP3850

THE ULTIMATE MATERIAL REMOVAL TOOL

UNIQUE FEATURES
Premium Tool

HIGH PRODUCTIVITY

- Powerful governed motor offers a higher torque at maximum operating speed, increasing productivity
- Highest power to weight ratio 2.8 hp for 5.1 lbs / 2,100 W for 2.7 kg
- Spindle lock button, for single tool abrasive replacement
- Autobalancer optimizes contact between abrasive and application, increasing the productivity by 15%

GRINDING, SANDING & CUTTING APPLICATIONS

- Foundries, Metalworking
- Shipyards, Rolling stock
- Oil, Gas & Petrochemical Maintenance
- Composite materials

ERGONOMIC DESIGN
Curved design for greater comfort during extended use

DOUBLE SAFETY LEVER
Streamline design facilitates single hand engagement and helps reduce risk of accidental start up

360° AIR EXHAUST MUFFLER
Provides low noise level, as low as 84 dB(A) for greater operator comfort during extended use

MULTI-POSITION GUARD
The 220° multi-position guard provides maximum operator comfort, flexibility and protection

FAST AND EASY DISC CHANGE
The spindle lock button allows a quicker abrasive replacement

MULTI-POSITION VIBRATION DAMPING SIDE HANDLE
Adjustable 360° side handle, left and right, for greater operator comfort

LOW PROFILE ANGLE HEAD
Allows grinding in restricted areas and improves operator's view of the abrasive

DEBRIS MAGNET
Collects debris and extends life of the beveled gearsextends life of bevel gear

AUTOBALANCER (OPTIONAL)
NOT FOR ANSI MARKET
Compensates abrasive vibration and optimizes the contact between the abrasive and application for a material removal rate increased up to +15%

SUPER DURABLE SPIRAL BEVEL GEAR
The spiral shaped teeth of the helical bevel gear and pinion engage gradually to reduce vibration and stress of torque transmission resulting in up to 2000 hours durability between service intervals

OPTION

HEX **ALLEN KEY FOR TIME SAVING AND IMPROVED SAFETY**

2.8 hp (2,100 W) Angle Wheel Grinders 7" & 9"

The CP3850 Series Benefits

UNIQUE FEATURES Premium Tool

SUPERLATIVE PERFORMANCE & ERGONOMICS

- Industrial angle wheel grinder
- Highest durability in demanding applications with up to 2,000 hours maintenance intervals
- Superior torque for maximum productivity

CP3850-85AB7V

8,500 RPM

7" 180 mm

FEATURES

- Low profile angle head
- Superior durability bevel gearing
- Double action safety lever

FOR ANSI MARKET

CP3850-85AB7V

CP3850-77AB7V

Same features as CP3850-85AB7V with 7,700 rpm

CP3850-60AB9V

6,000 RPM

9" 230 mm

FOR ANSI MARKET

FEATURES

- Low profile angle head
- Superior durability bevel gearing
- Double action safety lever

CP3850-60AB9V

See accessories on pages 116-122

GENERAL MAINTENANCE | INDUSTRIAL MAINTENANCE & PRODUCTION | SUPER INDUSTRIAL

MODEL	PART NUMBER	FREE SPEED	POWER		MAX WHEEL CAPACITY		SPINDLE THREAD	AIR CONS. AT FREE SPEED		AIR CONS. @LOAD		NET WEIGHT		LENGTH		VIBRATION LEVEL ISO 28927 (M/S2)		SOUND PRESS.	SOUND POWER	AIR INLET
		rpm	hp	W	in.	mm	in.	cfm	l/s	cfm	l/s	lb	kg	in.	mm	a	k	ISO 15744 - dB(A)		in.
For ANSI NA market																				
CP3850-85AB7V	**615 160 7440**	8,500	2.8	2,100	7	180	5/8-11	36	17	77	36	6.6	3	13.4	340	5.7	1.1	87	98	1/2
CP3850-77AB7V	**615 170 4960**	7,700	2.8	2,100	7	180	5/8-11	33	16	69	32	6.6	3	13.4	340	5.3	1.1	84	95	1/2
CP3850-60AB9V	**615 160 7340**	6,000	2.8	2,100	9	230	5/8-11	44	21	80	38	7	3.2	13.4	340	6.8	1.1	93	104	1/2

All models: Hose int. 5/8" (16mm) - @90 PSI (@6.3 Bar)

Listed specifications are for reference only. Please check documents in each tool.

2.8 hp (2,100 W) Angle Wheel Grinders 7" & 9"

CP3850-65AB9VE ★★★ 6,500 RPM

9" 230 mm

HEX

CP3850-65AH9VE

Same features as CP3850-65AB9VE with Hex spindle

FEATURES
- Low profile angle head
- Superior durability bevel gearing
- Double action safety lever

CE CERTIFICATION / NOT FOR ANSI MARKET

CP3850-85AB7VE 8,500 RPM

★★★

7" 180 mm

FEATURES
- Low profile angle head
- Superior durability bevel gearing
- Double action safety lever

CE CERTIFICATION / NOT FOR ANSI MARKET

CP3850-85AB7VE

CP3850-85AH7VE

HEX

Same features as CP3850-85AB7VE with Hex spindle

HEX **SINGLE ALLEN KEY ABRASIVE REPLACEMENT FOR TIME SAVINGS, AND IMPROVED SAFETY**

CE CERTIFICATION / NOT FOR ANSI MARKET

See accessories on pages 116-122

★ GENERAL MAINTENANCE ★★ INDUSTRIAL MAINTENANCE & PRODUCTION ★★★ SUPER INDUSTRIAL

MODEL	PART NUMBER	FREE SPEED	POWER		MAX WHEEL CAPACITY		SPINDLE THREAD	AIR CONS. AT FREE SPEED		AIR CONS. @LOAD		NET WEIGHT		LENGTH		VIBRATION LEVEL ISO 28927 (M/S2)		SOUND PRESS.	SOUND POWER	AIR INLET
		rpm	hp	W	in.	mm	in.	cfm	l/s	cfm	l/s	lb	kg	in.	mm	a	k	ISO 15744 - dB(A)		in.
CP3850-85AB7VE	615 170 4920	8,500	2.8	2,100	7	180	5/8-11	36	17	77	36	6.4	2.9	13.4	340	5.7	1.1	87	98	1/2
CP3850-85AH7VE	615 170 4930	8,500	2.8	2,100	7	180	HEX	36	17	77	36	5.9	2.7	13.4	340	5.4	1.0	87	98	1/2
CP3850-65AB9VE	615 170 4940	6,500	2.8	2,100	9	230	5/8-11	44	21	80	38	5.9	2.7	13.4	340	5.7	1.1	93	104	1/2
CP3850-65AH9VE	615 170 4950	6,500	2.8	2,100	9	230	HEX	44	21	80	38	6.4	2.9	13.4	340	5.4	1.0	93	104	1/2

All models: Hose int. 5/8" (16mm) - @90 PSI (@6.3 Bar)

Listed specifications are for reference only. Please check documents in each tool.

CP3330
CP3340

BEST IN CLASS PRODUCTIVITY

UNIQUE FEATURES
Premium Tool

NEW

BEST IN CLASS PRODUCTIVITY

- Optimal Operator Safety
- Boast best in class power for 2 times faster Material Removal over Competition
- Packing an Over Speed Shut-off Device

GRINDING & CUTTING APPLICATIONS

- Metal working, Fabrication, Foundries & Casting plants, Shipbuilding, Oil & Gas
- Contouring, Deburring, Cutting, Finishing, Weld cleaning
- Materials : cast iron, steel, stainless steel, aluminum, composite, magnesium, titanium
- With 7” and 9” abrasive grinding and cutting wheels, and 6” cup wheels

HIGH POWER MOTOR

- High torque 3.7 hp and 4.5 hp motors for the most demanding applications

2 TIMES FASTER MATERIAL REMOVAL VERSUS COMPETITION

OVER SPEED SHUT-OFF DEVICE

- Avoids abrasive bursts in case of accidental air pressure variations

STREAMLINED SAFETY LEVER

- Allows easy tool operation while wearing heavy gloves

AIR GOVERNOR

- Maintains abrasive speed and productivity under operator load

ROBUST HOUSING

- Durable aluminium housing, designed to withstand tough usage

HIGH RESISTANCE PROTECTIVE GUARD

- Smart design combines durability and operator safety (2.6 mm / 12 gauge thick)

ONLY FOR ANSI MARKET

3.7 & 4.5 hp Vertical Grinders 6” to 9”

The CP3330/3340 Series Benefits

BEST IN CLASS PRODUCTIVITY AND OPTIMAL OPERATOR SAFETY

- Industrial vertical wheel grinder
- Avoids abrasive bursts in case of accidental air pressure variations
- Maintains abrasive speed under operator load

CP3330-SALAVAD

8,500 RPM

NEW

7" 180 mm

CP3330-SALAVEL

Same features as CP3330-SALAVAD with 6,000 RPM and 9" (230mm) grinding wheel

ONLY FOR ANSI MARKET

FEATURES
- Integrated Over Speed Shut-off device for improved safety
- Streamlined safety lever
- Robust aluminum housing

CP3330-SALAVET

6,000 RPM

NEW

6" 150 mm

FEATURES
- Integrated Over Speed Shut-off device for improved safety
- Streamlined safety lever
- Robust aluminum housing

ONLY FOR ANSI MARKET

CP3340-SALAVEL

6,000 RPM

NEW

9" 230 mm

FEATURES

- Integrated Over Speed Shut-off device for improved safety
- Streamlined safety lever
- Robust aluminum housing

CP3340-SALAVEL

ONLY FOR ANSI MARKET

CP3340-SALAVET

Same features as CP3340-SALAVEL with 6,000 RPM for 6" (150mm) cup wheels

CP3340-SALAVAD

Same features as CP3340-SALAVEL with 8,500 RPM and 7" (180mm) grinding wheel

See accessories on pages 116-122

GENERAL MAINTENANCE | INDUSTRIAL MAINTENANCE & PRODUCTION | SUPER INDUSTRIAL

MODEL	PART NUMBER	FREE SPEED	POWER		MAX WHEEL CAPACITY		SPINDLE THREAD	AIR CONS. AT FREE SPEED		AIR CONS. @LOAD		NET WEIGHT		LENGTH		VIBRATION LEVEL ISO 28927 (M/S2)		SOUND PRESS.	SOUND POWER	AIR INLET
		rpm	hp	W	in.	mm	in.	cfm	l/s	cfm	l/s	lb	kg	in.	mm	a	k	ISO 15744 - dB(A)		in.
CP3330-SALAVET	615 160 9210	6,000	3.7	2,800	6"	150	5/8-11	22	10	70	33	10.8	4.9	9.8	250	2.6	1.9	95	106	1/2
CP3330-SALAVAD	615 160 9220	8,500	3.7	2,800	7"	180	5/8-11	22	10	83	39	10.5	4.8	9.8	250	5.2	1.5	91	102	1/2
CP3330-SALAVEL	615 160 9230	6,000	3.7	2,800	9"	230	5/8-11	22	10	70	33	11.2	5.1	9.8	250	4.4	1.6	95	106	1/2
CP3340-SALAVET	615 160 9270	6,000	4.5	3,400	6"	150	5/8-11	34	16	95	45	12.8	5.8	9.8	250	3.6	1.3	95	106	1/2
CP3340-SALAVAD	615 160 9280	8,500	4.5	3,400	7"	180	5/8-11	61	29	110	52	12.3	5.6	9.8	250	4.9	1.7	100	111	1/2
CP3340-SALAVEL	615 160 9290	6,000	4.5	3,400	9"	230	5/8-11	34	16	95	45	13.1	6	9.8	250	2.5		95	106	1/2

All models: Hose int. 5/8" (16mm) - @90 PSI (@6.3 Bar)

Listed specifications are for reference only. Please check documents in each tool.

CP3349

MAXIMUM POWER FOR MAXIMUM CAPACITY

UNIQUE FEATURES
Premium Tool

MAXIMUM PRODUCTIVITY

- Powerful governed motor provides unparalleled torque levels at rated speeds and boasts 4 hp (3,000 W) of power wherever maximum power is needed
- Double action safety lever and rubber covered side handle provide easy control and improved operator grip

GRINDING & CUTTING APPLICATIONS

- Foundries, Metalworking
- Shipyards, Rolling stock
- Oil, Gas & Petrochemical Maintenance on cast iron, steel, stainless steel, aluminum, composite, magnesium, titanium...

SUPERIOR COMFORT

Curved design positions wrists straight to improve control and increase operator comfort

ERGONOMIC DOUBLE ACTION SAFETY LEVER

Streamline design facilitates single hand engagement and helps reduce risk of accidental start up

ROBUST EXHAUST GRID

Withstands rough use

HIGH RESISTANCE PROTECTIVE GUARD

Takes operator safety at another level

ROBUST HOUSING

Durable streamlined housing designed to withstand tough applications

POWERFUL MOTOR

High torque 4 hp (3000 W) motor
for the most demanding applications

REINFORCED RUBBER GRIP

Durable handle provides a steady grip and increases operator
comfort and productivity

BUILT IN OIL TANK

Durable handle provides a steady
grip and increases operator comfort and productivity

4 hp Vertical Grinders 6” to 9”

The CP3349 Series Benefits

ULTIMATE PERFORMANCE IN HEAVY APPLICATIONS

UNIQUE FEATURES Premium Tool

- Industrial vertical wheel grinder
- Highest durability in demanding applications up to 2,000 hours maintenance intervals
- Superior torque for maximal productivity

CP3349-SALAVADE ★★★ 7,700 RPM

7" 180 mm

FEATURES
- Durable and robust housing
- Built in oil tank for continuous lubrication
- Double action safety lever

CE CERTIFICATION / NOT FOR ANSI MARKET

CP3349-SALAVET ★★★ 6,000 RPM

6" 150 mm

FEATURES
- Integrated overspeed device for improved safety
- Built in oil tank for continuous lubrication
- Double action safety lever

FOR ANSI MARKET

CP3349-SALAVETE

CE CERTIFICATION / NOT FOR ANSI MARKET

CP3349-SALAVEL 6,500 RPM

★★★

9" 230 mm

FEATURES
- Integrated overspeed device for improved safety
- Built in oil tank for continuous lubrication
- Double action safety lever

FOR ANSI MARKET

CP3349-SALAVEL

CP3349-SALAVELE

CE CERTIFICATION / NOT FOR ANSI MARKET

See accessories on pages 116-122

★ GENERAL MAINTENANCE ★★ INDUSTRIAL MAINTENANCE & PRODUCTION ★★★ SUPER INDUSTRIAL

MODEL	PART NUMBER	FREE SPEED	POWER		MAX WHEEL CAPACITY		SPINDLE THREAD	AIR CONS. AT FREE SPEED		AIR CONS. @LOAD		NET WEIGHT		LENGTH		VIBRATION LEVEL ISO 28927 (M/S2)		SOUND PRESS.	SOUND POWER	AIR INLET
		rpm	hp	W	in.	mm	in.	cfm	l/s	cfm	l/s	lb	kg	in.	mm	a	k	ISO 15744 - dB(A)		in.
For ANSI NA Market																				
CP3349-SALAVEL	615 160 9070	6,000	4	3,000	9"	230	5/8-11	27	13	93	44	9.7	4.4	11	280	4.0	-	87	98	1/2
CP3349-SALAVET	615 160 9080	6,000	4	3,000	6"	150	5/8-11	25	12	91	43	9.7	4.4	11	280	2.5	-	84	95	1/2
For CE Market																				
CP3349-SALAVADE	615 160 9110	7,700	4	3,000	7"	180	5/8-11	40	19	97	46	9.2	4.2	11	280	4.6	-	88	99	1/2
CP3349-SALAVETE	615 160 9150	6,000	4	3,000	6"	150	5/8-11	25	12	91	43	9.7	4.4	11	280	2.5	-	84	95	1/2
CP3349-SALAVELE	615 160 9130	6,500	4	3,000	9"	230	5/8-11	27	13	93	44	9.7	4.4	11	280	4.0	-	87	98	1/2

All models: Hose int. 5/8" (16mm) - @90 PSI (@6.3 Bar)

Listed specifications are for reference only. Please check documents in each tool.

Accessories Angle Grinders

INCLUDED ACCESSORIES

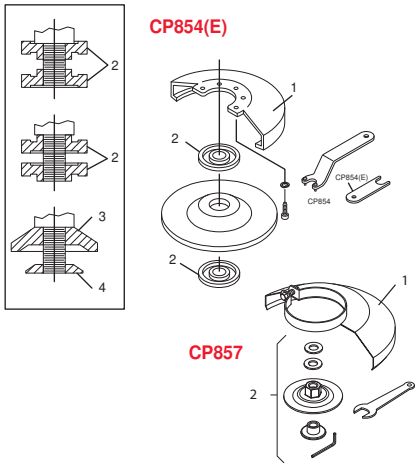

MODEL	ITEM	DESCRIPTION	PART NUMBER
CP7500		2" Grinding wheel 60 Grit (5 PC) 20,000 (max speed)	894 016 2768
		2" Grinding wheel 80 Grit (5 PC) 20,000 (max speed)	894 016 2769
		2" Grinding wheel 120 Grit (5 PC) 20,000 (max speed)	894 016 2770
		Pin wrench	894 016 2763
		Spanner	894 016 2759
		Nuts	894 016 2765
		2" Cutting wheel 20,000 (max speed)	894 016 4490
CP7550-C/-B/-A		**5" (125 mm) Disc Guard**	894 017 3446
		Flange kit for 3/8"-24 UNF (Flange+nut)	894 017 3437
		Flange kit for 5/8"-11 UNC (Flange+nut+screw)	894 017 3438
		Flange kit for M14 (Flange+nut+screw)	895 025 1317
		Tool kit (Pin wrench+spanner+key)	894 017 3513
		Side Handle	205 052 4063
		Exhaust hose kit	894 017 3439
CP854	1	**4" (100mm) Disc Guard**	C136898
	2	Nut	C138512
	3	Wheel adapter	C128495
	4	Wheel retainter, nut	C050588
	.	Wrench stop spanner	C136927
	.	Wrench wheel spanner	C136926
	.	Wrench 5/8" open end	C139702
	.	Side handle	C136901
CP854E	1	**5" (125mm) Disc Guard**	C136898
	2	Nut	C138512
	.	Wheel adapter	KF141861
CP857	1	**7" (180mm) Disc Guard**	C139081
	.	Wrench-spindle	C141027
	.	Wrench -3/8 Hex	P084363
	2	Adapter	C087920
CP9105Q-B, CP9106Q-B, CP9107, CP9108Q-B		Spanner (2)	CA144807
CP9111Q-B, CP9112Q-B		Double Ended Spanner	205 049 6453
		Spanner	205 049 6443
CP9120CR CP7540C		**4" (100 mm) Disc Guard**	205 053 4003
		Flange kit for 3/8"-24 UNF (Flange + nut)	894 017 3436
		Tool kit (Pin wrench + 2 spanners)	894 017 3440
		Side Handle	205 052 4063
		Exhaust hose kit for CP7540C	894 017 3439
CP9120CRN CP7540CN		**4" (100 mm) Disc Guard**	205 053 4003
		Flange kit for 3/8"-24 UNF (Flange+nut+2 nuts)	894 017 3435
		Tool kit (Pin wrench + 2 spanners)	894 017 3440
		Side Handle	205 052 4063
		Exhaust hose kit for CP7540CN	894 017 3439
CP9121CR/BR/AR		**5" (125 mm) Disc Guard**	205 053 4023
		Flange kit for 3/8"-24 UNF (Flange+nut)	894 017 3437
		Flange kit for 5/8"-11 UNC (Flange+nut)	894 017 3438
		Flange kit for M14 (Flange+nut)	895 025 1317
		Tool kit (Pin wrench+spanner)	894 017 3513
		Side Handle	205 052 4063
CP9122BR/CR CP7545-C/B		**4.5" (115 mm) Disc Guard**	205 053 4013
		Flange kit for 3/8"-24 UNF (Flange+nut)	894 017 3437
		Flange kit for 5/8"-11 UNC (Flange+nut+screw*)	894 017 3438
		Tool kit (Pin wrench+spanner+key*)	894 017 3513
		Side Handle	205 052 4063
		Exhaust hose kit for CP7545 *not used on CP9122	894 017 3439
CP9123		**Disc Guard**	205 050 0973
		Flange	205 050 0963
		Flange Nut	205 050 0983
		Spanner	205 050 1193
		Hex. Key	205 050 1213
		Wheel retainer, nut	KF142108
		Wrench stop spanner	C136927
		Wrench spanner	KF141865
		Side handle	C136901

Accessories Angle Grinders

INCLUDED ACCESSORIES

CP3040...

For 3/8" & 5/8" hole disc

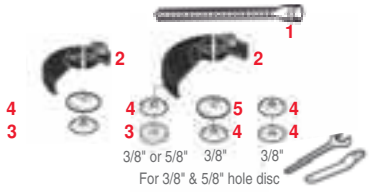

For 3/8" & 5/8" hole disc

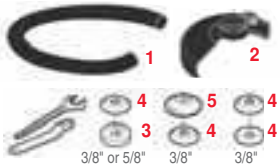

For 3/8" & 5/8" hole disc

For 7/8" hole disc

For 7/8" hole disc

For 7/8" hole disc

For 5/8" hole disc

MODEL	ITEM	DESCRIPTION	PART NO.
CP3040-GABTIM	1	**ø 4" (100mm) Disc Guard**	**205 054 5213**
CP3040-GASTIM	2	Rear flange 3/8"	**205 054 4263**
	3	Rear flange 5/8"	**205 055 2633**
	4	Flange nut 3/8"	**205 054 4273**
	5	Flange nut 5/8"	**205 055 2643**
	.	Spanner Wrench (for 3/8" flange)	**205 054 4293**
	.	Pin Wrench (for 3/8" flange)	**205 054 4283**
	.	Spanner Wrench (for 3/8" flange)	**205 054 4303**
	.	Spanner Wrench (for 5/8" flange)	**205 055 2953**
	.	Pin wrench (for 5/8" flange)	**205 055 2943**
CP3019-..A3	1	Exhaust hose L= 31" (0.8m)	**615 875 1060**
CP3019-..A4	2	**3" (76mm) Disc Guard (A3)**	**615 504 1550**
	2	**4" (100mm) Disc Guard (A4)**	**615 504 1600**
	3	Flange	**615 606 5150**
	4	Flange	**615 502 0640**
	5	Rear flange	**615 503 1440**
	.	Pin Wrench	**615 802 0080**
	.	Flat Wrench 7/16" (11mm)	**615 801 0030**
CP3109-13A4ES	1	Exhaust hose L= 60" (1.5m)	**615 875 1130**
CP3109-13A4	2	**4" (100mm) Disc Guard**	**615 504 1600**
	3	Flange	**615 606 5150**
	4	Flange	**615 502 0640**
	5	Rear Flange	**615 503 1440**
	.	Pin Wrench	**615 802 0080**
	.	Flat Wrench 7/16" (11mm)	**615 801 0030**
CP3450-12AA5	1	**5" (125mm) Disc Guard**	**615 504 1860**
	2	Rear flange M14	**615 503 1590**
	3	Flange nut M14	**615 502 0770**
	4	Safety screw	**615 614 0900**
		Flat wrench: **205 048 4230** / Pin wrench: **205 048 6673** / Hex wrench: **895 101 1464**	
CP3450-12AC45	1	**4.5" (115mm) Disc Guard**	**615 504 2030**
	2	Rear flange 3/8"	**205 053 3943**
	3	Flange nut 3/8"	**205 053 3973**
	4	Safety screw	**615 614 0900**
		Flat wrench: **205 048 4230** / Pin wrench: **205 048 5003** / Hex wrench: **895 101 1464**	
CP3450-12AB5	1	**5" (125mm) Disc Guard**	**615 504 1860**
	2	Rear flange 5/8"	**615 503 1600**
	3	Flange nut 5/8"	**615 502 0780**
	4	Safety screw	**615 614 0900**
CP3450-12AC4	1	**4" (100mm) Disc Guard**	**615 504 1880**
CP3450-12AC4R	2	Flange (2)	**894 017 3436**
		Flat wrench	**205 048 4230**
		Pin wrench	**205 048 5003**
		Flat wrench: **205 048 4230** / Pin wrench: **205 048 6673** / Hex wrench: **895 101 1464**	

MODEL	DESCRIPTION	PART NO.
CP3450-..	Side handle	**205 052 4063**
	Exhaust kit	**205 054 1503**

Accessories Angle Grinders

INCLUDED ACCESSORIES

MODEL	ITEM	DESCRIPTION	PART NO.
CP3550-120AC4	1	**4" (100mm) Disc guard**	**615 504 2360**
	2	Rear flange 3/8" grinding/ cutting wheel type 1 - 41	**894 017 3436**
	3	Flange nut 3/8" grinding/ cutting wheel type 1 - 41	**894 017 3436**
		Rear flange 3/8" depressed center type 27	**894 017 3435**
		Flange nut 3/8" depressed center type 27	**894 017 3435**
		Flanges (x2) 3/8" grinding/ cutting wheel type 1 - 41	**894 017 3435**
	4	Exhaust hose kit	**615 813 2520**
	.	Pin wrench	**205 048 5003**
	.	Side handle	**205 052 4063**

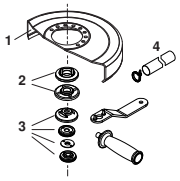

MODEL	ITEM	DESCRIPTION	PART NO.
CP3550-120AA45	1	**4,5" (115mm) Disc guard**	**615 504 2370**
CP3550-120AA5	1	**5" (125mm) Disc guard**	**615 504 2380**
	2	Rear flange M14	**895 025 1317**
	3	Flange nut M14	**895 025 1317**
	4	Safety screw	**895 025 1317**
	5	Exhaust hose kit	**615 813 2520**
	.	Pin wrench	**205 048 6673**
	.	Hex. Wrench	**895 101 1464**
	.	Side handle	**205 052 4063**

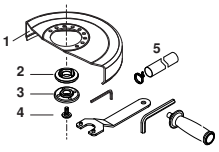

MODEL	ITEM	DESCRIPTION	PART NO.
CP3550-120AB45	1	**4,5" (115mm) Disc guard**	**615 504 2370**
CP3550-120AB5	1	**5" (125mm) Disc guard**	**615 504 2380**
	2	Rear flange 5/8"	**819 017 3438**
	3	Flange nut 5/8"	**819 017 3438**
	4	Safety screw	**894 017 3438**
	5	Exhaust hose kit	**615 813 2520**
	.	Pin wrench	**205 048 6673**
	.	Hex. wrench	**895 101 1464**
	.	Side handle	**205 052 4063**

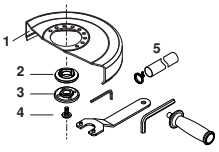

MODEL	ITEM	DESCRIPTION	PART NO.
CP3650-120AA5VK	1	Silencer kit	**615 396 1660**
CP3650-120AB5VK	2	Vibration-damping side handle	**615 576 0660**
CP3650-120AH5VK	3	Hose clamp	**615 263 0240**
CP3650-100AB6VK			

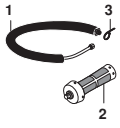

MODEL	ITEM	DESCRIPTION	PART NO.
CP3650-120AA5	.	3/8" air hose nipple for 1/2" (13 mm) ID hose	**615 704 0270**
CP3650-120AB5	1	Hose clamp	**615 263 0240**
CP3650-120AA45	2	Exhaust hose	**615 875 1130**
CP3650-120AB45	3	Side handle	**615 576 0380**

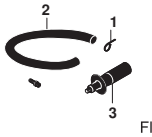

Type 27-42 and 41 wheel

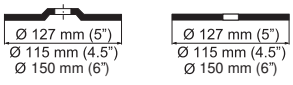

Flap wheels
with depressed centre wheels

MODEL	ITEM	DESCRIPTION	PART NO.
CP3650-120AB45	1	**4.5" (115 mm)**	**615 504 1980**
CP3650-120AB5		**Multi-position guard (AB45)**	
	1	**5" (127 mm)**	**615 504 1970**
		Multi-position guard (AB5)	
	2	Rear flange	**615 503 1410**
	3	Front flange	**615 502 0670**
	4	Safety screw	**615 614 0760**
	.	Pin wrench 1-3/8" (35 mm)	**615 802 0100**
	.	Hex. key 1/4" A/F (6.35 mm)	**615 802 0570**

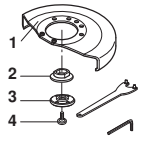

MODEL	ITEM	DESCRIPTION	PART NO.
CP3650-120AB5VK	1	**5" (127 mm) Multi-position guard**	**615 504 1930**
	2	Auto balancer	**615 990 1810**
	3	Front flange	**615 502 0670**
	4	Safety screw	**615 614 0760**
	.	Hex. key 1/4" A/F (6.35 mm)	**615 802 0570**

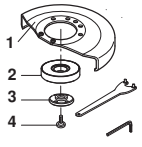

MODEL	ITEM	DESCRIPTION	PART NO.
CP3650-135AC4FK	1	**4" (100 mm) Disc Guard**	**615 504 1960**
	2	Flange (2)	**615 606 5150**
	3	Rear Flange	**615 503 5150**
	.	Flat wrench, 5/8" (16 mm)	**615 802 5120**
	.	Pin wrench 20-3 mm	**615 802 0080**

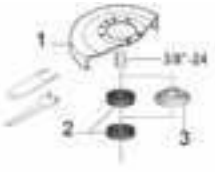

MODEL	ITEM	DESCRIPTION	PART NO.
CP3650-120AA5VK	1	**5" (127 mm) Multi-position guard**	**615 504 1930**
	2	Auto balancer	**615 990 1810**
	3	Front flange	**615 502 0660**
	4	Safety screw	**615 614 0760**
	.	Pin wrench 1-3/8" (6.35 mm)	**615 802 0100**
	.	Hex. key 1/4" A/F (6.35 mm)	**615 802 0570**

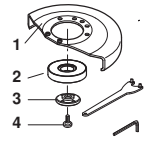

MODEL	ITEM	DESCRIPTION	PART NO.
CP3650-120AA45	1	**4.5" (115 mm)**	**615 504 1980**
CP3650-120AA5		**Multi-position guard (AA45)**	
	1	**5" (127 mm)**	**615 504 1970**
		Multi-position guard (AA5)	
	2	Rear flange	**615 503 1340**
	3	Front flange	**615 502 0660**
	4	Safety screw	**615 614 0760**
	.	Pin wrench 1-3/8" (35 mm)	**615 802 0100**
	.	Hex. key 1/4" A/F (6.35 mm)	**615 802 0570**

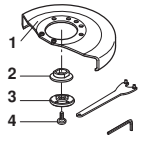

MODEL	ITEM	DESCRIPTION	PART NO.
CP3650-100AB6VK	1	**6" (150 mm) Disc Guard**	**615 504 2020**
	2	Auto balancer	**615 990 1810**
	3	Front Flange	**615 502 0670**
	4	Safety screw	**615 614 0760**
	.	Pin wrench 1-3/8" (35 mm)	**615 802 0100**
	.	Hex. key 1/4" A/F (6.35 mm)	**615 802 0570**

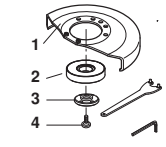

Accessories Angle and Vertical Grinders

INCLUDED ACCESSORIES

MODEL	ITEM	DESCRIPTION	PART NO.
CP3850-...	1	1/2" Air hose nipple, 5/8" (16 mm) ID hose	615 704 0140
	2	Vibration-damping side handle	615 576 0660

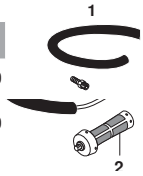

MODEL	ITEM	DESCRIPTION	PART NO.
CP3850-60AB9V	1	**9" (230 mm) Disc Guard**	205 055 9613
	2	Rear Flange	615 503 1530
	3	Nut 5/8"	615 608 0490
	4	Safety screw	615 614 0340
	.	Hex. key 6 mm	615 802 0560

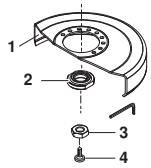

MODEL	ITEM	DESCRIPTION	PART NO.
CP3850-85AH7VE	1	**7" (180 mm) Disc Guard (AH7VE)**	615 504 2115
CP3850-65AH9VE	1	**9" (230 mm) Disc Guard (AH9VE)**	615 504 2125
	2	Auto balancer (AH7VE)	615 990 1940
	3	Rear Flange	615 503 1640
	4	Front Flange	615 502 0850
	.	Pin wrench 1-3/8" (35 mm)	615 802 0100
	.	Hex. key 6 mm	615 802 0560

MODEL	ITEM	DESCRIPTION	PART NO.
CP3850-77AB7V	1	**7" (180 mm) Disc Guard**	615 504 2135
CP3850-85AB7V	2	Rear Flange	615 503 1530
	3	Nut 5/8"	615 608 0490
	4	Safety screw	615 614 0340
	.	Hex. key 6 mm	615 802 0560

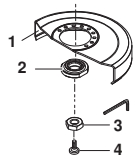

MODEL	ITEM	DESCRIPTION	PART NO.
CP3850-85AB7VE	1	**7" (180 mm) Disc Guard (AB7VE)**	615 504 2115
CP3850-65AB9VE	1	**9" (230 mm) Disc Guard (AB9VE)**	615 504 2125
	2	Auto balancer	615 990 1810
	3	Front Flange	615 502 0670
	4	Safety screw	615 614 0760
	.	Pin wrench 1-3/8" (35 mm)	615 802 0100
	.	Hex. key 6 mm	615 802 0560

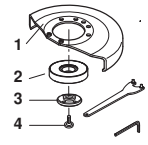

MODEL	ITEM	DESCRIPTION	PART NO.
CP3349-SALAVEL	1	**9" (230 mm) Disc Guard**	615 504 2250
	3	Rear Flange	615 503 1070
	4	Nut	615 542 1040
	5	Locknut	615 614 0340
	.	Flat wrench 1-1/16" (27 mm)	615 801 0770
	.	Hex. key 6 mm	615 802 0560

MODEL	ITEM	DESCRIPTION	PART NO.
CP3349-...	.	1/2" Air hose nipple, 5/8" (16 mm) ID hose	615 704 0140

MODEL	ITEM	DESCRIPTION	PART NO.
CP3349-SALAVELE	1	**9" (230 mm) Disc Guard**	615 504 1830
	2	Rear flange	615 503 1030
	4	Nut	615 542 1040
	5	Locknut	615 614 0340
	.	Pin Wrench 1-3/8" (35 mm)	615 802 0100
	.	Flat wrench 1-1/16" (27 mm)	615 801 0770
		Hex. key 6 mm	615 802 0560

MODEL	ITEM	DESCRIPTION	PART NO.
CP3349-SALAVADE	1	**7" (180 mm) Disc Guard**	615 504 1820
	2	Rear flange	615 503 1030
	3	Nut	615 542 1040
	4	Locknut	615 614 0340
	.	Pin Wrench 1-3/8" (35 mm)	615 802 0100
	.	Flat wrench 1-1/16" (27 mm)	615 801 0770
	.	Hex. key 6 mm	615 802 0560

MODEL	ITEM	DESCRIPTION	PART NO.
CP3349-SALAVET	1	**6" (150 mm) Disc Guard**	615 504 1780
	2	Rear flange	615 503 1500
	3	Nut	615 608 0490
	.	Lever	615 595 2020
	.	Hex. key 6 mm	615 802 0610

MODEL	ITEM	DESCRIPTION	PART NO.
CP3349-SALAVETE	1	**6" (150 mm) Disc Guard**	615 504 1810
	2	Rear flange	615 503 1160
	3	Locknut	615 614 0340
	.	Flat wrench 1-1/16" (27 mm)	615 801 0770
	.	Hex. key 6 mm	615 802 0560

Accessories Vertical Grinders

INCLUDED ACCESSORIES

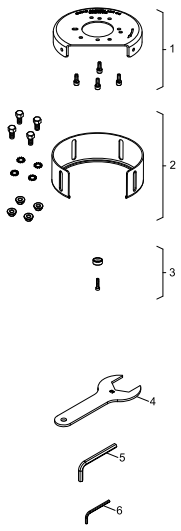

MODEL	ITEM	DESCRIPTION	PART NO.
CP3330/CP3340 SALAVET	1	6" Guard top kit	615 504 2320
	2	6" Guard bottom kit	615 504 2330
	3	Type 6 and 11 wheel retention kit	615 548 3070
	4	Spanner - 51mm	615 802 0720
	5	Hex key - 5/16"	615 802 0730
	6	Hex key - 5/32"	615 802 0740

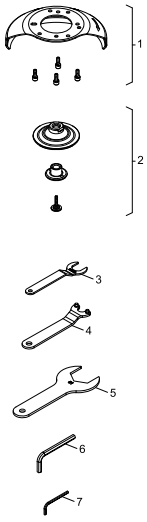

MODEL	ITEM	DESCRIPTION	PART NO.
CP3330/CP3340 SALAVAD	1	7" Guard kit	615 504 2340
	2	Type 27 and 42 wheel retention kit	615 548 3080
	3	Spanner - 24mm	615 802 0750
	4	Pin wrench - 32mm / ø3	895 029 0147
	5	Spanner - 51mm	615 802 0720
	6	Hex key - 5/16"	615 802 0730
	7	Hex key - 5/32"	615 802 0740

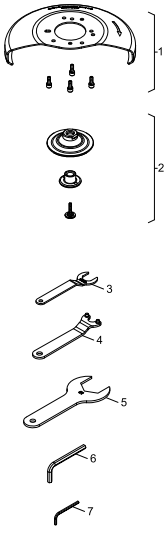

MODEL	ITEM	DESCRIPTION	PART NO.
CP3330/CP3340 SALAVEL	1	9" Guard kit	615 504 2350
	2	Type 27 and 42 wheel retention kit	615 548 3080
	3	Spanner - 24mm	615 802 0750
	4	Pin wrench - 32mm / ø3	895 029 0147
	5	Spanner - 51mm	615 802 0720
	6	Hex key - 5/16"	615 802 0730
	7	Hex key - 5/32"	615 802 0740

Accessories & Spares Angle Grinders

OPTIONAL ACCESSORIES

MODEL	DESCRIPTION	PART NO.
CP3450-.	Low Vibration handle Exhaust hose adapter Overhose	615 576 0780 615 730 1870 205 054 7523
CP3550-...	Low vibration handle	615 576 0780
CP75...	Low vibration handle	615 576 0780

MODEL	ITEM	DESCRIPTION	PART NO.
CP3650-..	1	Silencer kit	615 396 1660
	2	Vibration-damping side handle	615 576 0660
	3	Hose clamp	615 263 0240
	4	Clippable silencer	615 396 9570
	5	Reinforced cloth-lined exhaust hose L=30" (0.75mm)	615 875 1160
	6	Grease gun include 24g	615 990 1490
	7	Grease for bevel gear (1kg)	615 990 1480
	.	Blades kit (x100)	615 434 0640
CP9120/21/22.. CP7540/45/50..	2	Vibration damping side handle	615 576 0780

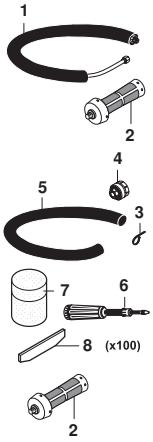

AUTO-BALANCER

MODEL	DESCRIPTION	PART NO.
CP3349-SALAVADE/ CP3349-SALAVELE	Auto-balancer	615 503 1460
CP3550-AA45/5	Auto-balancer M14	615 990 2020
CP3550-AB45/5	Auto-balancer 5/8"	615 990 2030

COLLET HOLDER

MODEL	DESCRIPTION	PART NO.
CP3450-12AC..	Collet holder Collet nut Collet 1/4"	615 990 1900 615 607 1540 615 526 0630

DIAMOND CUTTING KIT

MODEL	ITEM	DESCRIPTION	PART NO.
CP3550-AA45/5 CP3550-AB45/5 ø125 (5") Diamond disc		Diamond disc 5" (127mm) Complete kit Manifold with screws	615 804 9150 615 397 8300 615 504 2170
	1	Gable cover plate complete	615 504 2180
	2	125 mm	
	3	Spacer 25 mm (5/8")	615 643 0900
	3	Spacer 25 mm (M14)	615 643 0890
	4	Spacer 6 mm (5/8")	616 643 0910
	4	Spacer 6 mm (M14)	616 643 0920
	5	Flange nut 5/8"	617 606 0450
	5	Flange nut M14	617 606 0460
	.	Pin key	617 802 0670

GREASE GUN

MODEL	DESCRIPTION	PART NO.
CP3450-..	Grease gun (capacity 0.8 oz - 24g)	615 990 1490

SILENCERS

MODEL	ITEM	DESCRIPTION	PART NO.
CP3019-..	1	Silencer Kit	615 396 1010
	2	Clippable silencer	615 396 1240
CP3109-..	3	Silencer Kit	615 396 1660
	4	Clippable silencer	615 396 6550
CP3450	3	Silencer Kit	615 574 0760

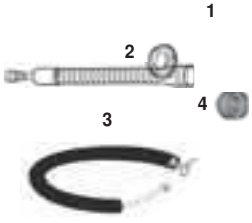

EXHAUST HOSE

MODEL	DESCRIPTION	PART NO.
CP3109-..	Reinforced cloth-lined exhaust hose L= 30" (0.75m)	615 875 1160

PAD

MODEL	DESCRIPTION	PART NO.
CP3450-12AC4 AC45	Backing pad ø 4" (100mm) with nut 3/8"	615 990 1900
CP3450- 12AA5/AB5	Backing pad ø 5" (125mm) with nut 5/8" & M14	615 990 1910

TUNE-UP KITS

MODEL	TUNE-UP KIT
CP3040	205 054 5223
CP3109-13A4	205 054 1673
CP3109-13A4ES	205 054 1663
CP3330	615 399 4120
CP3340	615 399 4120
CP3450-..	615 397 3030
CP3550-...	615 399 2280
CP3650 Series	205 055 6003
CP3850 Motor Service Kit	205 055 3543
CP3850 Spindle Service Kit	205 055 3553
CP3850 Global Service Kit	205 055 3433
CP75.. serie	894 017 3442
CP854	C138089
CP9120CR	205 050 4823
CP9121AR	205 050 4823
CP9121BR	205 050 4823
CP9121CR	205 050 4823
CP9122BR	205 050 4823
CP9122CR	205 050 4823
CP9123	205 050 3733

Dimensions - Accessories Angle Grinders

OPTIONAL ACCESSORIES



MODEL	ITEM	DESCRIPTION	PART NO.
CP3850-77ABVE	1	Nut	615 542 1040
CP3850-85ABVE	2	Autobalancer	615 503 1460
	3	Safety screw	615 614 0340
	4	Grease gun	615 990 1490
	5	Grease for bevel gear (1kg)	615 990 1480
	.	Pin spanner 1-3/8" (35 mm)	615 802 0100
	.	Flat spanner	615 801 0770
	.	Hexagon wrench 6 mm	615 802 0560

Type 27 and 42

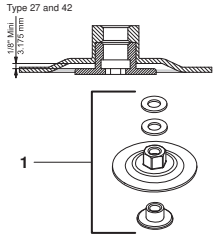

MODEL	ITEM	DESCRIPTION	PART NO.
CP3850-77AB7V CP3850-85AB7V CP3850-60AB9V	1	Wheel adapter	C087920

Type 27 - 41 and 42

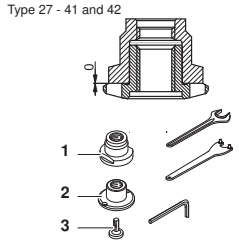

MODEL	ITEM	DESCRIPTION	PART NO.
CP3850-77AB7V	1	Rear Flange	615 503 1030
CP3850-85AB7V	2	Nut	615 542 1040
CP3850-60AB9V	3	Safety screw	615 614 0340
	.	Pin Spanner 1-3/8" (35 mm)	615 802 0100
	.	Flat spanner	615 801 0770
	.	Hexagon wrench 6 mm	615 802 0560

DIMENSIONS

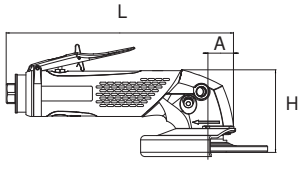

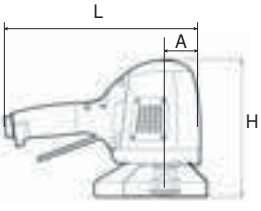

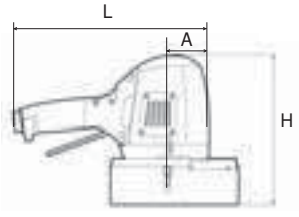

GRINDER	L		A		H	
	in	mm	in	mm	in	mm
CP3019-..A.	6.4	163	0.59	15	2.68	68
CP3109-..A4	8.5	217	0.59	15	2.68	68
CP3109-..A4ES	11.3	287	0.59	15	2.68	68
CP3040GABTIM	8.3	210	2.6	65	3.5	90
CP3040GASTIM	10.6	270	2.6	65	3.5	90
CP3550-120AC4	9,9	252	1,1	29	3,7	94
CP3550-120AA45	9,9	252	1,1	29	3,9	99
CP3550-120AB45	9,9	252	1,1	29	3,9	99
CP3550-120AA5	9,9	252	1,1	29	3,9	99
CP3550-120AB5	9,9	252	1,1	29	3,9	99
CP7500D	5.5	140	1.04	26.4	2.52	64
CP75.. Serie	10.6	270	3.6	93	1.4	36
CP854	9	229	1.02	26	1.58	40
CP854E	9	229	1.02	26	1.58	40
CP9120CR	9.3	233	1.02	26	1.58	40
CP9120CRN	9.3	233	1.02	26	1.58	40
CP9121AR	9.6	240	1.02	26	1.58	40
CP9121BR	9.6	240	1.02	26	1.58	40
CP9121CR	9.6	240	1.02	26	1.58	40
CP9122BR	9.3	233	1.02	26	1.58	40
CP9122CR	9.3	233	1.02	26	1.58	40

GRINDER	L		A		H	
	in	mm	in	mm	in	mm
CP3330-SALAVET	9.8	250	2	50	7.8	200
CP3330-SALAVAD	9.8	250	2	50	7.8	200
CP3330-SALAVEL	9.8	250	2	50	7.8	200
CP3340-SALAVET	9.8	250	2	50	8.6	220
CP3340-SALAVAD	9.8	250	2	50	8.6	220
CP3340-SALAVEL	9.8	250	2	50	8.6	220
CP3349-SALAVADE	10.2	274	1.9	49	7.4	189
CP3349-SALAVEL	10.8	274	1.9	49	8.2	208
CP3349-SALAVELE	10.8	274	1.9	49	7.4	189
CP3349-SALAVET	10.8	274	1.9	49	8.1	207
CP3450-12A..	7.9	200	1.1	27	3.5	88
CP3650-..AC4	9.4	238	1.05	26.8	3.5	88
CP3650-..AB/AA..45/5	9.4	238	1.05	26.8	3.4	87
CP3650-..AB/AA..VK	9.4	238	1.05	26.8	3.6	93
CP3650-..AB6..	9.4	238	1.05	26.8	3.7	93
CP3850-77AB7V	13.1	334	1.14	29	4.8	122
CP3850-..AB9V	13.1	334	1.14	29	4.8	122
CP3850-..AB7VE/AH7VE	13.1	334	1.14	29	4.2	107
CP3850-..AB9VE/AH9VE	13.1	334	1.14	29	4.2	107
CP857	13.1	334	1.34	34	5.5	140
CP9123	13.4	340	1.34	34	5.5	140

FINISHING



- PISTOL GRIP SANDERS

- BELT SANDERS

- ORBITAL SANDERS

- JITTERBUG SANDERS

- ANGLE SANDERS

HOW TO SELECT YOUR FINISHING TOOL?

STEP 1
Applications
- Material type
- Treatment type
- Finishing type
- Intensity

STEP 2
Abrasives
- Shape
- Grit size
- Process
- Rotation type
- Access

STEP 3
Tools
- Handling shape
- Pad / Belt size
- Speed

SANDING TOOLS

	ANGLE SANDERS	PISTOL SANDER	BELT SANDER	ORBITAL SANDER	IN-LINE SANDER	JITTERBUG SANDER
★★★ SUPER INDUSTRIAL	CP3019 CP3650 CP3850	CP3070		CP7220 CP7250 CP9534		
★★ INDUSTRIAL MAINTENANCE AND PRODUCTION	CP3030 CP3550	CP9778	CP858 CP5080	CP7215 CP7225 CP7255		
★ GENERAL MAINTENANCE		CP7202	CP9779 CP9780	CP3510 CP3512 CP3514	CP7268	CP7263 CP7264 CP7266 CP7267

<0.7 hp (500 W) Angle Sanders 2" & 3"

The CP3030 Series Benefits

LIGHTWEIGHT & ERGONOMIC

- Industrial angle sander
- Ergonomic handle and high speed
- High durability thanks to simple and robust design

CP3030-325AFR

2" 50 mm

FEATURES

- Gearless durable construction
- Compact composite handle
- Streamlined safety lever

CP3030-325AFR

CP3030-415AFR

3" 75 mm

FEATURES

- Gearless durable construction
- Compact composite handle
- Streamlined safety lever

CP3030-420AFR

Same features as CP3030-415AFR with 20,000 rpm.

CP3030-515AFR

3" 75 mm

FEATURES

- Gearless durable construction
- Compact composite handle
- Streamlined safety lever

See accessories on pages 139-146

GENERAL MAINTENANCE | INDUSTRIAL MAINTENANCE & PRODUCTION | SUPER INDUSTRIAL

MODEL	PART NUMBER	FREE SPEED	POWER		PAD CAPACITY		PAPER SIZE		SPINDLE THREAD	AIR CONS. AT FREE SPEED		AIR CONS. @LOAD		NET WEIGHT		LENGTH		VIBRATION LEVEL ISO 28927 (M/S2)		SOUND PRESS.	SOUND POWER	AIR INLET
		rpm	hp	W	in.	mm	in.	mm	in.	cfm	l/s	cfm	l/s	lb	kg	in.	mm	a	k	ISO 15744 - dB(a)		in.
CP3030-325AFR	615 162 0060	25,000	0.4	300	2	50	2	50	1/4-20	21.8	10.3	14.2	6.7	1.9	0.8	6.1	154	<2,5	-	80	91	1/4
CP3030-415AFR	615 162 0070	15,000	0.54	400	3	75	3	75	3/8-24	21.8	10.3	16.3	7.7	1.1	0.5	6.8	174	<2,5	-	80	91	1/4
CP3030-420AFR	615 162 0080	20,000	0.54	400	3	75	3	75	3/8-24	27.1	12.8	18.4	8.7	1.9	0.8	6.8	174	<2,5	-	76	87	1/4
CP3030-515AFR	615 162 0100	15,000	0.7	500	3	75	3	75	3/8-24	25	11.8	20.6	9.7	1.9	0.9	6.8	174	<2,5	-	76	87	1/4

All models: Hose int. 3/8" (10mm) - @90 PSI (@6.3 Bar)

Listed specifications are for reference only. Please check documents in each tool.

0.2 & 0.5 hp (150 & 375 W) Angle Sanders 3"

CP7202

3" 75 mm

ROTARY SANDING

FEATURES
- Mini pistol disc sander with 3" (75 mm) Roloc pad
- Rubber molded pistol grip
- Adjustable power regulator

BENEFITS
- General maintenance pistol sander
- Compact & lightweight
- Maximized operator control and improved ergonomics lowers fatigue

CP3019-12AF

HIGH PERFORMANCE IN A COMPACT PACKAGE

FEATURES
- Highly durable bevel gear
- Compact body
- Insulating composite over housing

BENEFITS
- Industrial angle sander
- Ergonomic handle and high speed
- Highest durability in demanding applications up to 2,000 hours maintenance intervals

CP3019-12AF

CP3019-20AF

Same features as CP3019-12AF with 20,000 rpm

See accessories on pages 139-146

GENERAL MAINTENANCE | INDUSTRIAL MAINTENANCE & PRODUCTION | SUPER INDUSTRIAL

MODEL	PART NUMBER	FREE SPEED	POWER		PAD CAPACITY		PAPER SIZE		SPINDLE THREAD	AIR CONS. AT FREE SPEED		AIR CONS. @LOAD		NET WEIGHT		LENGTH		VIBRATION LEVEL ISO 28927 (M/S2)		SOUND PRESS.	SOUND POWER	AIR INLET
		rpm	hp	W	in.	mm	in.	mm	in.	cfm	l/s	cfm	l/s	lb	kg	in.	mm	a	k	ISO 15744 - dB(a)		in.
CP3019-12AF	615 160 7080	12,000	0.5	375	3	75	2	50	1/4-20 UNC	17.6	8.3	6.4	3	0.3	0.6	6.3	166	< 2.5	-	78	89	1/4
CP3019-20AF	615 160 7090	20,000	0.5	375	3	75	2	50	1/4-20 UNC	19.7	9.3	12.1	5.7	0.3	0.6	6.3	166	2.7	1.3	82	93	1/4
CP7202	894 107 2021	15,000	0.2	150	3	75	3	75	1/4-20 UNC	21	9.9	21	9.9	1.5	0.7	4	102	<2.5	-	84.8	95.8	1/4

All models: Hose int. 3/8" (10mm) - @90 PSI (@6.3 Bar)

Listed specifications are for reference only. Please check documents in each tool.

CP3070-120G

DURABLE

5" 125 mm

FEATURES

- 5" (125 mm) sander
- High power 0.5hp (375 W)
- Free speed 12,000 rpm

BENEFITS

- Industrial pistol sander
- High durability
- Ergonomics - Compact & easy handling, ideal for limited space applications

CP3070-120G

<0.5 hp (375 W) Pistol Sanders 5"

CP9778

5" 125 mm

FAST & PRECISE

FEATURES

- Standard-duty hi-speed sander with 5" (125 mm) pad
- Built-in air regulator and variable speed throttle
- Rugged, energy efficient 0.5 hp(375 W) motor

BENEFITS

- General maintenance pistol sander
- Excellent for paint removal, smoothing and rust removal in limited space applications

See accessories on pages 139-146

GENERAL MAINTENANCE | INDUSTRIAL MAINTENANCE & PRODUCTION | SUPER INDUSTRIAL

MODEL	PART NUMBER	FREE SPEED	POWER		PAD CAPACITY		PAPER SIZE		SPINDLE THREAD	AIR CONS. AT FREE SPEED		AIR CONS. @LOAD		NET WEIGHT		LENGTH		VIBRATION LEVEL ISO 28927 (M/S2)		SOUND PRESS.	SOUND POWER	AIR INLET
		rpm	hp	W	in.	mm	in.	mm	in.	cfm	l/s	cfm	l/s	lb	kg	in.	mm	a	k	ISO 15744 - dB(a)		in.
CP3070-120G	615 162 0090	12,000	0.5	375	5	125	5	125	3/8-24	26	12	22	10.5	2.2	1	6.9	175	<2,5	-	84	95	1/4
CP9778	615 193 9778	14,000	0.5	375	5	125	5	125	7/16-20	25	12	21	9.9	2.3	1	10.5	297	<2,5	-	90	101	1/4

All models: Hose int. 3/8" (10mm) - @90 PSI (@6.3 Bar)

Listed specifications are for reference only. Please check documents in each tool.

<0.51 hp (380 W) Belt Sanders

CP9779

FLEXIBLE & EASY HANDLING

FEATURES
- Quick-change belt replacement
- Rubber molded grip
- Adjustable sanding arm

BENEFITS
- Operator comfort
- Excellent for paint removal, weld sanding, smoothing and rust removal in tight areas

CP9780

EASY HANDLING & LARGE REMOVAL

FEATURES
- Quick-change belt replacement
- Rubber molded grip
- Adjustable sanding arm

BENEFITS
- Excellent for paint removal, smoothing and rust removal in limited space applications

CP858

PRODUCTIVITY & DURABILITY

FEATURES
- Belt sander 3/8" (10 mm) capacity
- Quick change belt replacement
- Adjustable sanding arm

BENEFITS
- Excellent for paint removal, smoothing and rust removal in limited space applications

CP858

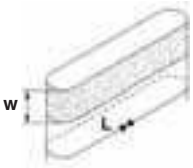

See accessories on pages 139-146

GENERAL MAINTENANCE | INDUSTRIAL MAINTENANCE & PRODUCTION | SUPER INDUSTRIAL

MODEL	PART NUMBER	FREE SPEED	POWER		BELT CAPACITY		AIR CONS. AT FREE SPEED		AIR CONS. @LOAD		NET WEIGHT		LENGTH		VIBRATION LEVEL ISO 28927 (M/S2)		SOUND PRESS.	SOUND POWER	AIR INLET
		rpm	hp	W	in.	mm	cfm	l/s	cfm	l/s	lb	kg	in.	mm	a	k	ISO 15744 - dB(a)		in.
CP858	T025179	18,000	0.4	300	3/8x13	10x330	22	10.4	22	10.4	1.9	0.9	10.8	275	<2.5	-	93	104	1/4
CP9779	615 193 9779	22,000	0.35	260	3/8x13	10x330	13.3	6.3	28	13.1	2	0.9	12	304	<2.5	-	91	102	1/4
CP9780	615 193 9780	20,000	0.51	380	3/4x20.4	19x520	14.6	6.9	30	14.1	3.3	1.5	15	380	<2.5	-	91	102	1/4

All models: Hose int. 3/8" (10mm) - @90 PSI (@6.3 Bar)

Listed specifications are for reference only. Please check documents in each tool.

0.4 & 0.54 hp (300 & 400 W) Belt Sanders

The CP5080 Series Benefits

HIGH PRODUCTIVITY BELT SANDER

- Industrial belt sander
- Ergonomic handle and high speed
- High durability thanks to simple and robust design

CP5080-3260D12

COMPACT SIZE BELT SANDER

FEATURES

- Designed for precise applications
- Sanding head pivots 360° for multi position sanding
- Easy change of abrasives and contact arm



CP5080-3260D12

CP5080-3260D12K

Part No. 615 162 0050

Kit includes:

- 205 054 5513 Guard support 12" belts
- 205 054 5583 Handle CP5080-3260D12
- 205 054 5573 Belt sanding set 12" 5pc CP
- 205 054 5523 Contact arm 1/2"x12" - 5/8" diam.
- 205 054 5543 Contact arm 1/8"x12"
- 205 054 5533 Contact arm 1/2"x12" 5/16" diam
- 205 055 2173 Blowcase CP5080
- 205 055 2183 Sticker blowcase 12" CP5080

CP5080-4200D24

UNIVERSAL AND VERSATILE BELT SANDER

FEATURES

- Universal and versatile arm design
- Sanding head pivots 360° for multi position sanding
- Easy change of abrasives and contact arm

CP5080-3260H19

SPECIAL DIMENSION COMPACT BELT SANDER

FEATURES

- Designed for precise applications
- Sanding head pivots 360° for multi position sanding
- Easy change of abrasives and contact arm

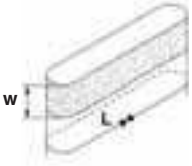

GENERAL MAINTENANCE | INDUSTRIAL MAINTENANCE & PRODUCTION | SUPER INDUSTRIAL

MODEL	PART NUMBER	FREE SPEED	POWER		BELT CAPACITY		AIR CONS. AT FREE SPEED		AIR CONS. @LOAD		NET WEIGHT		LENGTH		VIBRATION LEVEL ISO 28927 (M/S2)		SOUND PRESS.	SOUND POWER	AIR INLET
		rpm	hp	W	in.	mm	cfm	l/s	cfm	l/s	lb	kg	in.	mm	a	k	ISO 15744 - dB(a)		in.
CP5080-3260D12	615 162 0000	26,000	0.4	300	1/2x12	13x305	21.8	10.3	17.8	8.4	1.7	0.8	11.4	280	<2,5	-	82	93	1/4
CP5080-3260D12K	615 162 0050	26,000	0.4	300	1/8 -1/2x12	3-13x305	21.8	10.3	17.8	8.4	1.7	0.8	11.4	280	<2,5	-	82	93	1/4
CP5080-3260H19	615 162 0200	26,000	0.4	300	1/2-1x19	13-25x480	21.8	10.3	17.8	8.4	2.5	1.1	14.6	370	<2,5	-	79	90	1/4
CP5080-4200D24	615 162 0010	20,000	0.54	400	1/2x24	13x610	25.6	12.1	21.6	10.2	3.1	1.4	15.3	390	<2,5	-	78	89	1/4

All models: Hose int. 3/8" (10mm) - @90 PSI (@6.3 Bar)

Listed specifications are for reference only. Please check documents in each tool.

0.54 & 0.75 hp (400 & 560 W) Belt Sanders

CP5080-4200H18

HIGH PRODUCTIVITY BELT SANDER

FEATURES
- Designed for work in tight spots
- Sanding head pivots 360° for multi position sanding
- Easy change of abrasives and contact arm

CP5080-4200H18K

Part No. 615 162 0040
Kit includes:
- 205 054 7953 Guard support 18" w/ handle
- 205 054 5603 Handle CP5080-4200h18
- 205 054 5563 Belt sanding set 18" 8pc CP
- 205 054 5483 Contact arm 1/2"x18"
- 205 054 5453 Contact arm 5/8" to 3/4"x 18"
- 205 054 5473 Contact arm 1/8" to 1/2"x 18"
- 20 5055 2173 Blowcase CP5080

CP5080-5220H18

LARGE SURFACE BELT SANDER

FEATURES
- Designed for large surfaces applications
- Sanding head pivots 360° for multi position sanding
- Easy change of abrasives and contact arm

CP5080-5220H18

See accessories on pages 139-146

GENERAL MAINTENANCE | INDUSTRIAL MAINTENANCE & PRODUCTION | SUPER INDUSTRIAL

MODEL	PART NUMBER	FREE SPEED	POWER		BELT CAPACITY		AIR CONS. AT FREE SPEED		AIR CONS. @LOAD		NET WEIGHT		LENGTH		VIBRATION LEVEL ISO 28927 (M/S2)		SOUND PRESS.	SOUND POWER	AIR INLET
		rpm	hp	W	in.	mm	cfm	l/s	cfm	l/s	lb	kg	in.	mm	a	k	ISO 15744 - dB(a)		in.
CP5080-4200H18	615 162 0020	20,000	0.54	400	1/2x18	13x457	25.6	12.1	21.6	10.3	2.8	1.3	13.4	340	<2,5	-	80	91	1/4
CP5080-4200H18K	615 162 0040	20,000	0.54	400	1/2-3/4x18	13-19x457	25.6	12.1	21.6	10.2	3.1	1.4	13.4	340	<2,5	-	78	89	1/4
CP5080-5220H18	615 162 0030	22,000	0.75	560	1x18	25x457	31.8	15	27.1	12.8	3.3	1.5	13.4	340	<2,5	-	84	95	1/4

All models: Hose int. 3/8" (10mm) - @90 PSI (@6.3 Bar)

Listed specifications are for reference only. Please check documents in each tool.

CP3514

ø 5mm (3/16")

ERGONOMIC & POWERFUL

FEATURES

- Central Vacuum (CV) model in Hook & Loop Pad
- 5" (125 mm) random orbital palm sander
- Powerful 0.3 hp (210 W) motor

BENEFITS

- Operator comfort with ergonomic palm shape
- Productivity increased with low vibrations level
- Powerful and ergonomic palm shape for vertical and horizontal applications

CP3514

0.3 HP (210 W) Orbital Sanders

CP3510

ø 5mm (3/16")

ERGONOMIC & POWERFUL

CP3511

Same features as CP3510 with PSA

FEATURES

- Non Vacuum (NV) model in Hook & Loop Pad
- 5" (125 mm) random orbital palm sander
- Powerful 0.3 hp (210 W) motor

BENEFITS

- Operator comfort with ergonomic palm shape
- Productivity increased with low vibration level
- Powerful and ergonomic palm shape for vertical and horizontal applications

CP3512

ø 5mm (3/16")

ERGONOMIC & POWERFUL

FEATURES

- Self Vacuum (SV) model in Hook & Loop Pad
- 5" (125 mm) random orbital palm sander
- Powerful 0.3 hp (210 W) motor

BENEFITS

- Operator comfort with ergonomic palm shape
- Productivity increased with low vibration level
- Powerful and ergonomic palm shape for vertical and horizontal applications

See accessories on pages 139-146

GENERAL MAINTENANCE | INDUSTRIAL MAINTENANCE & PRODUCTION | SUPER INDUSTRIAL

MODEL	PART NUMBER	POWER		GRIP	FREE SPEED	PAD CAPACITY		SPINDLE THREAD	AIR CONS. AT FREE SPEED		AIR CONS. @LOAD		NET WEIGHT		PAD TYPE	VAC	VIBRATION LEVEL ISO 28927 (M/S2)		SOUND PRESS.	SOUND POWER	AIR INLET
		hp	W		rpm	in.	mm	in.	cfm	l/s	cfm	l/s	lb	kg			a	k	ISO 15744 - dB(A)		in.
CP3510	615 193 3510	0.3	210	Palm	12,000	5	125	5/16-24	19.5	9.2	16	7.6	1.3	0.7	H&L	no	3	1.3	81	89	1/4
CP3511	615 193 3511	0.3	210	Palm	12,000	5	125	5/16-24	19.5	9.2	16	7.6	1.3	0.7	PSA	no	3	1.3	81	93	1/4
CP3512	615 193 3512	0.3	210	Palm	12,000	5	125	5/16-24	19.5	9.2	16	7.6	1.4	0.8	H&L	SV	3	1.3	81	91	1/4
CP3514	615 193 3514	0.3	210	Palm	12,000	5	125	5/16-24	19.5	9.2	16	7.6	1.4	0.8	H&L	CV	3	1.3	81	87	1/4

All models: Hose int. 3/8" (10mm) - @90 PSI (@6.3 Bar)

Listed specifications are for reference only. Please check documents in each tool.

0.3 HP (210 W) Orbital Sanders

CP7225

POWERFUL & COMFORTABLE

LOW VIBRATION

ø 2.5mm (3/32")

CP7225E / CV
Same features as CP7225 with respectively H&L and Central Vacuum

CP7225CVE / SVE
Same features as CP7225 with H&L, Central Vacuum and with H&L, Self Vacuum

FEATURES
- Non Vacuum (NV) model in PSA pad
- 6" (150 mm) random orbital with palm sander
- Powerful 0.3 hp (210 W) motor

BENEFITS
- Productivity increased with low vibrations level
- Powerful and ergonomic palm shape for vertical and horizontal applications
- 3/32" (2.5 mm): used for final sanding, finishing, and pre-polishing processes

CP7215SV

LOW VIBRATION

ø 10mm (3/8")

CP7215/E
Same features as CP7215SV with H&L

CP7215CV
Same features as CP7215SV with H&L and Central Vacuum

CP7215CVE/SVE
Same features as CP7215SV with H&L, Central Vacuum and with H&L, Self Vacuum

POWERFUL & COMFORTABLE

FEATURES
- Self Vacuum (SV) model in PSA pad
- 6" (150 mm) random orbital palm sander
- Powerful 0.3 hp (210 W) motor

BENEFITS
- Operator comfort with ergonomic palm shape
- Productivity increased with low vibration level
- Powerful and ergonomic palm shape for vertical and horizontal applications

CP7255CVE

POWERFUL & COMFORTABLE

LOW VIBRATION

ø 5mm (3/16")

FEATURES
- Central Vacuum (CV) model in Hook & Loop Pad
- 6" (150 mm) random orbital palm sander
- Powerful 0.3 hp (210 W) motor

BENEFITS
- Operator comfort with ergonomic palm shape
- Productivity increased with low vibrations level
- Powerful and ergonomic palm shape for vertical and horizontal applications

CP7255CVE

CP7255
Same features as CP7255CVE with PSA

CP7255E / CV
Same features as CP7255CVE with respectively H&L and Central Vacuum

CP7255SV / SVE
Same features as CP7255CVE with respectively Self Vacuum and H&L Self Vacuum

GENERAL MAINTENANCE | INDUSTRIAL MAINTENANCE & PRODUCTION | SUPER INDUSTRIAL

	MODEL	PART NUMBER	POWER		GRIP	FREE SPEED	PAD CAPACITY		SPINDLE THREAD	AIR CONS. AT FREE SPEED		AIR CONS. @LOAD		NET WEIGHT		PAD TYPE	VAC	VIBRATION LEVEL ISO 28927 (M/S2)		SOUND PRESS.	SOUND POWER	AIR INLET
			hp	W		rpm	in.	mm	in.	cfm	l/s	cfm	l/s	lb	kg			a	k	ISO 15744 - dB(A)		in.
ORBITAL Ø 3/8" (10 mm)	CP7215	894 107 2151	0.3	210	Palm	12,000	6	150	5/16-24	18	8	16	7.6	1.7	0.8	PSA	no	8.54	2.9	81	92	1/4
	CP7215CV	894 107 2153	0.3	210	Palm	12,000	6	150	5/16-24	18	8	16	7.6	1.8	0.8	PSA	CV	8.54	2.9	81	92	1/4
	CP7215CVE	894 127 2153	0.3	210	Palm	12,000	6	150	5/16-24	18	8	16	7.6	1.8	0.8	H&L	CV	5.65	1.8	81	92	1/4
	CP7215E	894 127 2151	0.3	210	Palm	12,000	6	150	5/16-24	18	8	16	7.6	1.7	0.8	H&L	no	5.65	1.8	81	92	1/4
	CP7215SV	894 107 2152	0.3	210	Palm	12,000	6	150	5/16-24	18	8	16	7.6	1.8	0.8	PSA	SV	8.54	2.9	81	92	1/4
	CP7215SVE	894 127 2152	0.3	210	Palm	12,000	6	150	5/16-24	18	8	16	7.6	1.8	0.8	H&L	SV	5.65	1.8	81	92	1/4
ORBITAL Ø 3/32" (2.5 mm)	CP7225	894 107 2251	0.3	210	Palm	12,000	6	150	5/16-24	18	8	16	7.6	1.7	0.8	PSA	no	7.65	3.2	81	92	1/4
	CP7225CV	894 107 2253	0.3	210	Palm	12,000	6	150	5/16-24	18	8	16	7.6	1.8	0.8	PSA	CV	7.65	3.2	81	92	1/4
	CP7225CVE	894 127 2253	0.3	210	Palm	12,000	6	150	5/16-24	18	8	16	7.6	1.8	0.8	H&L	CV	3.7	2.1	81	92	1/4
	CP7225E	894 127 2251	0.3	210	Palm	12,000	6	150	5/16-24	18	8	16	7.6	1.7	0.8	H&L	no	3.7	2.1	81	92	1/4
	CP7225SVE	894 127 2252	0.3	210	Palm	12,000	6	150	5/16-24	18	8	16	7.6	1.8	0.8	H&L	SV	3.7	2.1	81	92	1/4
ORBITAL Ø 3/16" (5 mm)	CP7255	894 107 2551	0.3	210	Palm	12,000	6	150	5/16-24	18	8	16	7.6	1.7	0.8	PSA	no	8.22	2.3	81	92	1/4
	CP7255CV	894 107 2553	0.3	210	Palm	12,000	6	150	5/16-24	18	8	16	7.6	83	0.8	PSA	CV	8.22	2.3	81	92	1/4
	CP7255CVE	894 127 2553	0.3	210	Palm	12,000	6	150	5/16-24	18	8	16	7.6	83	0.8	H&L	CV	5.13	1.8	81	92	1/4
	CP7255E	894 127 2551	0.3	210	Palm	12,000	6	150	5/16-24	18	8	16	7.6	1.7	0.8	H&L	no	5.13	1.8	81	92	1/4
	CP7255SV	894 107 2552	0.3	210	Palm	12,000	6	150	5/16-24	18	8	16	7.6	1.8	0.8	PSA	SV	8.22	2.3	81	92	1/4
	CP7255SVE	894 127 2552	0.3	210	Palm	12,000	6	150	5/16-24	18	8	16	7.6	1.8	0.8	H&L	SV	5.13	1.8	81	92	1/4

All models: Hose int. 3/8" (10mm) - @90 PSI (@6.3 Bar)

Listed specifications are for reference only. Please check documents in each tool.

0.3 hp (210 W) Orbital Sanders

CP7215H

ø 10mm (3/8")

CP7215HE / HCVE

Same features as CP7215H with handle and H&L / with 2 hands and Central Vacuum

Eco change motor, see page 133

LIGHTWEIGHT & POWERFUL

FEATURES
- Non Vacuum (NV) model in PSA Pad
- 2-handed 6" (150 mm) random orbital palm sander
- Powerful 0.3 hp (210 W) motor

BENEFITS
- Operator comfort with ergonomic palm shape
- Productivity increased with low vibration level
- Powerful and ergonomic palm shape for vertical and horizontal applications

CP7255H

ø 5mm (3/16")

CP7255HE / HCVE

Same features as CP7255H with handle and H&L / with 2 hands and Central Vacuum

Eco change motor, see page 133

LIGHTWEIGHT & POWERFUL

FEATURES
- Non Vacuum (NV) model in PSA Pad
- 2-handed 6" (150 mm) random orbital palm sander
- Powerful 0.3 hp (210 W) motor

BENEFITS
- Operator comfort with ergonomic palm shape
- Productivity increased with low vibration level
- Powerful and easy to use for vertical and horizontal applications

CP7268

IN-LINE SANDING

FEATURES
- Heavy-duty dual piston straight line sander
- Twin piston rugged design
- Easy comfort trigger and handle

BENEFITS
- Operator comfort and safe operation
- Ideal tool for fast material removal, body smoothing, and for large surfaces

CP7215HCVE

See accessories on pages 139-146

GENERAL MAINTENANCE | INDUSTRIAL MAINTENANCE & PRODUCTION | SUPER INDUSTRIAL

	MODEL	PART NUMBER	POWER		GRIP	FREE SPEED	PAD CAPACITY		PAPER SIZE		SPINDLE THREAD	AIR CONS. AT FREE SPEED		AIR CONS. @LOAD		NET WEIGHT		PAD TYPE	VIBRATION LEVEL ISO 28927 (M/S2)		SOUND PRESS.	SOUND POWER	AIR INLET
			hp	W		rpm	in.	mm	in.	mm	in.	cfm	l/s	cfm	l/s	lb	kg		a	*k*	ISO 15744 - dB(A)		in.
	CP7268	894 107 2680	-	-	Palm	5,000	2.75x17.5	70x445	2.75x17.5	70x445	-	14	6.6	10.7	5.1	6.1	2.8	-	22.03	13.5	93	104	1/4
ORBITAL Ø 3/16" (5 mm)	CP7255HE	894 127 2554	0.3	210	Palm	11,000	6	150	150	6	5/16-24	18	8	18	8.5	1.9	0.9	H&L	3.1	5.2	82	93	1/4
	CP7255HCVE	894 127 2555	0.3	210	Palm	11,000	6	150	150	6	5/16-24	18	8	18	8.5	1.9	0.9	H&L	3.1	5.2	83	94	1/4
	CP7255H	894 107 2554	0.3	210	Palm	11,000	6	150	150	6	5/16-24	18	8	18	8.5	1.9	0.9	H&L	5.4	2.4	81	92	1/4
ORBITAL Ø 3/8" (10 mm)	CP7215HE	894 127 2154	0.3	210	Palm	11,000	6	150	150	6	5/16-24	18	8	18	8.5	2	0.9	H&L	4.4	2.8	85	96	1/4
	CP7215HCVE	894 127 2155	0.3	210	Palm	11,000	6	150	150	6	5/16-24	18	8	18	8.5	2	0.9	H&L	4.4	2.8	86	97	1/4
	CP7215H	894 107 2154	0.3	210	Palm	11,000	6	150	150	6	5/16-24	18	8	18	8.5	2	0.9	PSA	4.4	2.8	84	95	1/4

All models: Hose int. 3/8" (10mm) - @90 PSI (@6.3 Bar)

Listed specifications are for reference only. Please check documents in each tool.

0.3 hp (210 W) Orbital Sanders

CP7220E

HIGH PERFORMANCE WITH LOW NOISE NON VACUUM

ø 2.5mm (3/32")

CP7220SVE

Same features as CP7220E with self-vacuum

CP7250E

Same features as CP7220E with 3/16" (5 mm) orbit

CP7250SVE

Same features as CP7220SVE with 3/16" (5 mm) orbit and self vacuum

ø 5mm (3/16")

FEATURES
- Non-vacuum model available with PSA and Hook & Loop pads
- True oil-free operation to keep contaminants away from your sanding process
- Used for final sanding, finishing and prepolishing processes

BENEFITS
- Industrial orbital sander
- High durability thanks to simple and robust design
- Ideal for versatile sanding applications

CP7220HCVE

ø 2.5mm (3/32")

HIGH PERFORMANCE WITH LOW NOISE CENTRAL VACUUM

FEATURES
- Central-vacuum model available in PSA and Hook & Loop pads
- True oil-free operation to keep contaminants away from your sanding process
- Used for final sanding, finishing and prepolishing processes

BENEFITS
- Industrial orbital sander
- High durability thanks to simple and robust design
- Ideal for versatile sanding applications

CP7220CVE

HIGH PERFORMANCE WITH LOW NOISE CENTRAL VACUUM

ø 2.5mm (3/32")

FEATURES

- Central-vacuum model available in PSA and Hook & Loop pads
- True oil-free operation to keep contaminants away from your sanding process
- Used for final sanding, finishing and prepolishing processes

BENEFITS

- Industrial orbital sander
- High durability thanks to simple and robust design
- Ideal for versatile sanding application

CP7220CVE

CP7250CVE

Same features as CP7220CVE with 3/16" (5 mm) orbit

ø 5mm (3/16")

See accessories on pages 139-146

GENERAL MAINTENANCE | INDUSTRIAL MAINTENANCE & PRODUCTION | SUPER INDUSTRIAL

MODEL	PART NUMBER	POWER		GRIP	FREE SPEED	PAD CAPACITY		SPINDLE THREAD	AIR CONS. AT FREE SPEED		AIR CONS. @LOAD		NET WEIGHT		PAD TYPE	VAC	VIBRATION LEVEL ISO 28927 (M/S2)		SOUND PRESS.	SOUND POWER	AIR INLET
		hp	W		rpm	in.	mm	in.	cfm	l/s	cfm	l/s	lb	kg			a	k	ISO 15744 - dB(A)		in.
PALM GRIP - ORBITAL Ø 3/32" (2.5mm)																					
CP7220CVE	894 127 2203	0.3	210	Palm	12,000	6	150	5/16-24	16.6	7.8	16.6	7.8	1.7	0.8	H&L	CV	3.2	1.4	76	87	1/4
CP7220E	894 127 2201	0.3	210	Palm	12,000	6	150	5/16-24	16.6	7.8	16.6	7.8	1.7	0.8	H&L	no	3.4	1.3	76	87	1/4
CP7220SVE	894 127 2202	0.3	210	Palm	12,000	6	150	5/16-24	16.6	7.8	16.6	7.8	1.7	0.8	H&L	SV	3.2	1.4	76	87	1/4
CP7220HCVE	615 170 3790	0.3	210	Palm	12,000	6	150	5/16-24	16.6	7.8	16.6	7.8	2	0.9	H&L	CV	5.1	3.2	81	92	1/4
PALM GRIP - ORBITAL Ø 3/16" (5mm)																					
CP7250CVE	894 127 2503	0.3	210	Palm	12,000	6	150	5/16-24	16.6	7.8	16.6	7.8	1.7	0.8	H&L	CV	5.7	2.9	76	87	1/4
CP7250E	894 127 2501	0.3	210	Palm	12,000	6	150	5/16-24	16.6	7.8	16.6	7.8	1.7	0.8	H&L	no	5	2.3	76	87	1/4
CP7250SVE	894 127 2502	0.3	210	Palm	12,000	6	150	5/16-24	16.6	7.8	16.6	7.8	1.7	0.8	H&L	SV	5.7	2.9	76	87	1/4

All models: Hose int. 3/8" (10mm) - @90 PSI (@6.3 Bar)

Listed specifications are for reference only. Please check documents in each tool.

CP7250HCVE

HIGH PERFORMANCE WITH LOW NOISE CENTRAL VACUUM

ø 5mm (3/16")

FEATURES

- Central-vacuum model available in PSA and Hook & Loop pads
- 0.3 hp (210 W) orbital sander
- True oil-free operation to keep contaminants away from your sanding process

BENEFITS

- Industrial orbital sander
- High durability thanks to simple and robust design
- Ideal for versatile sanding applications

CP7250HCVE

0.3 hp (210 W) Orbital Sanders

CP7220HE

ø 2.5mm (3/32")

HIGH PERFORMANCE WITH LOW NOISE NON VACUUM

FEATURES

- Central-vacuum model available in PSA and Hook & Loop pads
- 0.3 hp (210 W) orbital sander
- True oil-free operation to keep contaminants away from your sanding process

BENEFITS

- Industrial orbital sander
- High durability thanks to simple and robust design
- Ideal for versatile sanding applications

CP9534

ø 5mm (3/16")

HIGH PERFORMANCE WITH LOW NOISE CENTRAL VACUUM

CP9674

Same features as CP9534 with low noise Central-vacuum

ø 10mm (3/8")

FEATURES

- Central-vacuum model available in PSA and Hook & Loop pads
- True oil-free operation to keep contaminants away from your sanding process
- 0.3 hp (210 W) orbital sander

BENEFITS

- Industrial orbital sander
- High durability thanks to simple and robust design
- Ideal for versatile sanding applications

See accessories on pages 139-146

GENERAL MAINTENANCE | INDUSTRIAL MAINTENANCE & PRODUCTION | SUPER INDUSTRIAL

MODEL	PART NUMBER	POWER		GRIP	FREE SPEED	PAD CAPACITY		SPINDLE THREAD	AIR CONS. AT FREE SPEED		AIR CONS. @LOAD		NET WEIGHT		PAD TYPE	VAC	VIBRATION LEVEL ISO 28927 (M/S2)		SOUND PRESS.	SOUND POWER	AIR INLET
		hp	W		rpm	in.	mm	in.	cfm	l/s	cfm	l/s	lb	kg			a	k	ISO 15744 - dB(A)		in.
PALM GRIP - ORBITAL Ø 3/32" (2.5mm)																					
CP7220HE	615 170 3770	0.3	210	Palm	12,000	6	150	5/16-24	16.6	7.8	16.6	7.8	2	0.9	H&L	SV	5.1	3.2	81	92	1/4
PALM GRIP - ORBITAL Ø 3/16" (5mm)																					
CP7250HCVE	615 170 3760	0.3	210	Palm	12,000	6	150	5/16-24	16.6	7.8	16.6	7.8	2	0.9	H&L	CV	4.4	1.9	81	92	1/4
CP9534	615 193 9534	0.3	210	Palm	9,000	6	150	5/16-24	9	3.2	9	3.2	2.9	1.3	H&L	CV	2.58	1.2	83	94	1/4
PALM GRIP - ORBITAL Ø 3/8" (10mm)																					
CP9674	615 193 9674	0.3	210	Palm	9,000	6	150	5/16-24	9	3.2	9	3.2	2.3	1.3	H&L	CV	2.54	1.2	83	94	1/4

All models: Hose int. 3/8" (10mm) - @90 PSI (@6.3 Bar)

Listed specifications are for reference only. Please check documents in each tool.

Jitterbug Sanders

CP7263E

ERGONOMIC & POWERFUL

CP7263CVE

Same features as CP7263E with Central Vacuum

FEATURES
- Non-vacuum in Hook & Loop (H&L) pad
- 3"x4-1/4" (74x109 mm) jitterbug rectangle sander
- Powerful 0.3 hp (210 W) motor

BENEFITS
- Operator comfort with ergonomic palm shape
- Powerful and easy to use
- Compact pad great for sanding on small surfaces

CP7264E

ERGONOMIC & POWERFUL

CP7264CVE

Same features as CP7264E with Central Vacuum

FEATURES
- Non-vacuum in Hook & Loop (H&L) pad
- 2-3/4"x7-3/4" (70x198 mm) Jitterbug rectangle sander
- Powerful 0.3 hp (210 W) motor

BENEFITS
- Operator comfort with ergonomic palm shape
- Powerful and easy to use
- Long pad ideal for larger surfaces

CP7266E

ERGONOMIC & POWERFUL

CP7266CVE

Same features as CP7266E with Central Vacuum

FEATURES
- Non-vacuum in Hook & Loop (H&L) pad
- 3-1/4"x5" (80x130 mm) jitterbug rectangle sander
- Powerful 0.3 hp (210 W) motor

BENEFITS
- Operator comfort with ergonomic palm shape
- Powerful and easy to use
- Universal size pad for versatile use

CP7267E

ERGONOMIC & POWERFUL

CP7267CVE

Same features as CP7267E with Central Vacuum

FEATURES
- Non-vacuum in Hook & Loop (H&L) pad
- 3-7/8"-5-5/8" (100x144 mm) jitterbug delta sander
- Powerful 0.3 hp (210 W) motor

BENEFITS
- Operator comfort with ergonomic palm shape
- Powerful and easy to use
- Great for corners with the delta pad

See accessories on pages 139-146

GENERAL MAINTENANCE | INDUSTRIAL MAINTENANCE & PRODUCTION | SUPER INDUSTRIAL

MODEL	PART NUMBER	POWER		GRIP	FREE SPEED	PAD CAPACITY		AIR CONS. AT FREE SPEED		AIR CONS. @LOAD		NET WEIGHT		PAD TYPE	VAC	VIBRATION LEVEL ISO 28927 (M/S2)		SOUND PRESS.	SOUND POWER	AIR INLET
		hp	W		rpm	in.	mm	cfm	l/s	cfm	l/s	lb	kg			a	k	ISO 15744 - dB(A)		in.
ORBITAL Ø 3/32" (2.5mm)																				
CP7267E	894 107 2670	0.3	210	Palm	10,000	3-7/8"-5-5/8" delta	100x144 delta	18	8.5	18	8.5	1.5	0.7	H&L	no	9.6	3.2	78	89	1/4
CP7267CVE	894 117 2670	0.3	210	Palm	10,000	3-7/8"-5-5/8" delta	100x144 delta	18	8.5	18	8.5	1.6	0.7	H&L	CV	9	3.7	78	89	1/4
CP7266E	894 107 2660	0.3	210	Palm	10,000	3-1/4"x5	80x130	18	8.5	18	8.5	1.5	0.7	H&L	no	7.3	2.9	78	89	1/4
CP7266CVE	894 117 2660	0.3	210	Palm	10,000	3-1/4"x5	80x130	18	8.5	18	8.5	1.3	0.7	H&L	CV	7.7	2.8	78	89	1/4
CP7264E	894 107 2640	0.3	210	Palm	10,000	2-3/4"x7-3/4	70x198	18	8.5	18	8.5	1.2	0.7	H&L	no	9.2	3.4	78	89	1/4
CP7264CVE	894 117 2640	0.3	210	Palm	10,000	2-3/4"x7-3/4	70x198	18	8.5	18	8.5	1.7	0.8	H&L	CV	7.2	2.1	78	89	1/4
CP7263E	894 107 2650	0.3	210	Palm	10,000	3"x4-1/4	74x109	18	8.5	18	8.5	1.4	0.6	H&L	no	9.4	3.0	78	89	1/4
CP7263CVE	894 117 2650	0.3	210	Palm	10,000	3"x4-1/4	74x109	18	8.5	18	8.5	1.5	0.7	H&L	CV	8.9	2.1	78	89	1/4

All models: Hose int. 3/8" (10mm) - @90 PSI (@6.3 Bar)

Listed specifications are for reference only. Please check documents in each tool.

1.5 hp (1,100 W) Angle Sanders

The CP3550 Series Benefits

UNIQUE FEATURES Premium Tool

INDUSTRIAL PRODUCTIVITY & ERGONOMICS

- Industrial angle sander
- Industrial grade durability with up to a 1,000 hour maintenance intervals
- Superior torque for maximal productivity

CP3550-120AB

NEW

FEATURES

- 1.5 hp (1,100 W) governed motor
- Durable bevel gear
- Spindle lock button

CP3550-120AB

CP3550-120AA

NEW

FEATURES

- 1.5 hp (1,100 W) governed motor
- Durable bevel gear
- Spindle lock button

See accessories on pages 139-146

GENERAL MAINTENANCE | INDUSTRIAL MAINTENANCE & PRODUCTION | SUPER INDUSTRIAL

MODEL	PART NUMBER	FREE SPEED	POWER		PAD CAPACITY		SPINDLE THREAD	AIR CONS. AT FREE SPEED		AIR CONS. @LOAD		NET WEIGHT		LENGTH		VIBRATION LEVEL ISO 28927 (M/S2)		SOUND PRESS.	SOUND POWER	AIR INLET
		rpm	hp	W	in.	mm	in.	cfm	l/s	cfm	l/s	lb	kg	in.	mm	a	k	ISO 15744 - dB(A)		in.
CP3550-120AA	615 162 0360	12,000	1.5	1,100	5	125	M14	36	18	56	26.5	3.2	1.5	9.8	249	5,2	3,4	84	95	3/8
CP3550-120AB	615 162 0370	12,000	1.5	1,100	5	125	5/8-11	36	18	56	26.5	3.2	1.5	9.8	249	5,2	3,4	84	95	3/8

All models: Hose int. 3/8" (10mm) - @90 PSI (@6.3 Bar)

Listed specifications are for reference only. Please check documents in each tool.

2.4 hp (1,800 W) Sanders

The CP3650 Series Benefits

UNIQUE FEATURES Premium Tool

HIGH PERFORMANCE & ERGONOMICS

- Industrial angle sander
- Highest durability in demanding applications with up to 2,000 hours maintenance intervals
- Superior torque for maximal productivity

CP3650-120AB ★★★

CP3650-120AAE
Same features as CP3650-120AB with M14 spindle

CP3650-135AC4SE
Same features as CP3650-120AB with 3/8"-24 spindle and 13,500 rpm

FEATURES
- High power and torque motor
- Superior durability bevel gear
- Spindle lock button

SEE ALL CP3650 UNIQUE FEATURES ON PAGE 106

SANDERS DELIVERED WITHOUT GUARD, WITHOUT PAD

See accessories on pages 139-146

CP3650-085AB ★★★

FEATURES
- High power and torque motor
- Superior durability bevel gear
- Spindle lock button

CP3650-085AAE
Same features as CP3650-085AB with M14 spindle

CP3650-075AB
Same features as CP3650-085AB with 7,300 rpm

CP3650-075AAE
Same features as CP3650-085AB with 7,500 rpm and M14 spindle

★ GENERAL MAINTENANCE ★★ INDUSTRIAL MAINTENANCE & PRODUCTION ★★★ SUPER INDUSTRIAL

MODEL	PART NUMBER	FREE SPEED	POWER		PAD CAPACITY		SPINDLE THREAD	AIR CONS. AT FREE SPEED		AIR CONS. @LOAD		NET WEIGHT		LENGTH		VIBRATION LEVEL ISO 28927 (M/S2)		SOUND PRESS.	SOUND POWER	AIR INLET
		rpm	hp	W	in.	mm	in.	cfm	l/s	cfm	l/s	lb	kg	in.	mm	a	k	ISO 15744 - dB(A)		in.
CP3650-075AAE	615 160 7270	7,500	2.4	1,800	7	180	M14	32	15	57	27	3.0	1.4	9.4	238	3.3	1.6	79	90	3/8
CP3650-075AB	615 160 7280	7,500	2.4	1,800	7	180	5/8-11	32	15	57	27	3.1	1.4	9.4	238	3.3	1.6	78	89	3/8
CP3650-085AAE	615 160 7260	8,500	2.4	1,800	7	180	M14	42	20	68	32	3.0	1.4	9.4	238	3.4	1.7	80	91	3/8
CP3650-085AB	615 162 0190	8,500	2.4	1,800	7	180	5/8-11	42	20	68	32	3.0	1.4	9.4	238	3.4	1.7	80	91	3/8
CP3650-120AAE	615 160 7240	12,000	2.4	1,800	5	125	M14	42	20	68	32	3.0	1.4	9.4	238	2.9	1.5	85	96	3/8
CP3650-120AB	615 160 7250	12,000	2.4	1,800	5	125	5/8-11	42	20	68	32	3.1	1.4	9.4	238	2.9	1.5	86	97	3/8
CP3650-135AC4SE	615 160 7290	13,500	2.4	1,800	4	115	3/8-24	53	25	74	35	3.3	1.5	9.4	238	4.8	3.6	85	96	3/8

All models: Hose int. 1/2" (13mm) - @90 PSI (@6.3 Bar)

Listed specifications are for reference only. Please check documents in each tool.

2.8 hp (2,100 W) Sanders

The CP3850 Series Benefits

UNIQUE FEATURES Premium Tool

SUPERLATIVE PERFORMANCE & ERGONOMICS

- Industrial angle sander
- Highest durability in demanding applications with up to 2,000 hours maintenance intervals
- Superior torque for maximum productivity

CP3850-85ABVE

FEATURES

- Low profile angle head
- Superior durability bevel gear
- Double action safety lever

CE CERTIFICATION
NOT FOR ANSI MARKET

CP3850-85ABVE

CP3850-77AB

Same features as CP3850-85ABVE with 7,700 rpm free speed and without autobalancer

FOR ANSI MARKET

CP3850-65ABVE

CP3850-60AB

Same features as CP3850-65ABVE with 6,000 rpm free speed and without autobalancer

FOR ANSI MARKET

FEATURES

- Low profile angle head
- Superior durability bevel gear
- Double action safety lever

SEE ALL CP3850 UNIQUE FEATURES ON PAGE 109

SANDERS DELIVERED WITHOUT GUARD, WITHOUT PAD

See accessories on pages 139-146

GENERAL MAINTENANCE | INDUSTRIAL MAINTENANCE & PRODUCTION | SUPER INDUSTRIAL

MODEL	PART NUMBER	FREE SPEED	POWER		PAD CAPACITY		SPINDLE THREAD	AIR CONS. AT FREE SPEED		AIR CONS. @LOAD		NET WEIGHT		LENGTH		VIBRATION LEVEL ISO 28927 (M/S2)		SOUND PRESS.	SOUND POWER	AIR INLET
		rpm	hp	W	in.	mm	in.	cfm	l/s	cfm	l/s	lb	kg	in.	mm	a	k	ISO 15744 - dB(A)		in.
ANSI MODELS																				
CP3850-60AB	615 170 5000	6,000	2.8	2,100	9	230	5/8-11	38	18	80	38	5.1	2.3	13.4	340	<2.5	-	86	97	1/2
CP3850-77AB	615 170 4990	7,700	2.8	2,100	7	180	5/8-11	33	16	69	32	4.1	2.3	13.4	340	3.6	0.8	84	95	1/2
CE CERTIFICATION - NOT FOR ANSI MARKET																				
CP3850-65ABVE	615 170 4980	6,500	2.8	2,100	9	230	5/8-11	44	21	80	38	5.1	2.3	13.4	340	<2.5	-	89	100	1/2
CP3850-85ABVE	615 170 4970	8,500	2.8	2,100	7	180	5/8-11	36	17	77	36	5.1	2.3	13.4	340	<2.5	-	87	98	1/2

All models: Hose int. 5/8" (15mm) - @90 PSI (@6.3 Bar)

Listed specifications are for reference only. Please check documents in each tool.

Accessories & Spares - Angle sanders 2" & 3" / Pistol sanders

BACK-UP PLATE

MODEL	DESCRIPTION	PART NO.
CP9778	3" (75mm)	205 048 5063
CP9778	4.5" (115mm)	205 048 5073
CP9778	5. 5" (140mm)	205 048 5083
CP7202D	3" ROL-LOC/twist lock backing pad, 1/4 - 20 female thread (must be used with Surface Prep Pad)	CA158102

ACCESSORIES INCLUDED

MODEL	DESCRIPTION	PART NO.
CP3019-..	Exhaust hose 31" (0.80m)	615 875 1060
	Flat wrench	615 801 0030

MODEL	ITEM	DESCRIPTION	PART NO.
CP3070	1	Backing pad 5" (125mm)	205 054 8393
	2	Backing pad 3" (76mm)	205 054 8383
	3	Holder flange	205 054 8403
	.	Wrench kit	205 054 8333

OPTIONAL ACCESSORIES

PADS

MODEL	CAPACITY	PART NO.
CP3019-..	2" (50mm) Pad	205 054 9913
CP3030-325AFR	2" (50mm) Pad	205 054 9913
CP3030-4/5..AFR	3" (76mm) Pad	205 054 9933

SILENCERS

MODEL	DESCRIPTION	PART NO.
CP3019-..	Silencer kit	615 396 1010
	Clippable silencer	615 396 1240
CP3030-..	Clippable silencer	615 396 1240

COLLET HOLDER

MODEL	ITEM	CAPACITY	PART NO.
CP3030-4..AFR	1	Series 200 collet holder	615 523 0230
CP3030-5..AFR	2	Series 200 collet nut	615 607 1440
	3	Collet, ø 1/8" (2.4 to 3.2mm)	615 526 0610
	.	Collet, ø 5.2 to 6mm	615 526 0620
	.	Collet, ø 1/4" (5.55 to 6.35mm)	615 526 0630
	.	Collet, ø 7.2 to 8mm	615 526 0640

GREASE GUN

MODEL	DESCRIPTION	PART NO.
CP3019-..	Grease gun (capacity 0.8 oz - 24g)	615 990 1490

TUNE-UP KITS



MODEL	PART NO.
CP3030-3.	205 054 6403
CP3030-4..	205 054 7863
CP3030-5..	205 054 7923
CP3070-120G	205 054 8293
CP9778	205 050 6663
CP9779	205 050 3853
CP9780	205 050 3863

Accessories & Spares - Belt sanders



TUNE-UP KITS

MODEL	PART NO.
CP5080-3260..	205 054 6403
CP5080-4200..	205 054 7863
CP5080-5220..	205 054 7923

OPTIONAL ACCESSORIES CP5080 SERIES

CP5080-3260 Series - 12" (305mm)

GUARD SUPPORT	PART NO.
12" (305mm) Guard support	205 054 5513

CONTACT ARM	PART NO.	WHEEL ASSEMBLY	PART NO.	PLATTEN PAD SET	PART NO.
1/2"x12" (13x305mm) - 5/8" (16mm)	205 054 5523	1/2" (13mm) - 5/8" (16mm)	205 054 6443	1/2" x 1.97" (13 x 50mm)	205 054 6233
1/2"x12" (13x305mm) - 5/16" (8mm)	205 054 5533	1/2" (13mm) - 5/16" (8mm)	205 054 6503	1/2" x 1-15/16" (13 x 49mm)	205 054 6243
1/8"x12" (3x305mm)	205 054 5543	1/8" (3mm)	205 054 6473		
1/4"x12" (6x305mm)	205 054 5553	1/4" (6mm)	205 054 6493	5/16" x 2.05" (8 x 52mm)	205 054 6253

CP5080-4200 Series - 18" (457mm)

GUARD SUPPORT	PART NO.
18" (457mm) Guard support	205 054 5443
18" (457mm) Guard support with side handle	205 054 7953



CONTACT ARM	PART NO.	WHEEL ASSEMBLY	PART NO.	PLATTEN PAD SET	PART NO.
5/8" to 3/4" x 18" (16 to 19 x 457mm)	205 054 5453	5/8" (16mm)	205 054 6433	3/4" x 2-1/8" (19 x 54mm)	205 054 6263
1/2" x 18" (13 x 457mm)	205 054 5463	1/2" (13mm)	205 055 0273	11/16" x 1-15/16" (17 x 49mm)	205 054 6273
1/8" to 1/2" x 18" (3 to 13 x 457mm)	205 054 5473	1/8" (3mm)	205 054 6473		
1/2" x 18" (13 x 457mm)	205 054 5483	1/2" (13mm)	205 054 6483	1/2" x 2-1/8" (13 x 54mm)	205 054 6283
1/4" x 18" (6 x 457mm)	205 054 5493	1/4" (6mm)	205 054 6493	5/16" x 2.05" (8 x 52mm)	205 054 6253
1" x 18" (25 x 457mm)	205 054 5503	1" (25mm)	205 054 6423	26 x 55	205 054 6293

CP5080-5220 Series - 24" (610mm)

GUARD SUPPORT	PART NO.
24" (610mm) Guard support	205 054 5413

CONTACT ARM	PART NO.	WHEEL ASSEMBLY	PART NO.	PLATTEN PAD SET	PART NO.
1/2"x24" (13x610mm)	205 054 5423	1/2" (13mm)	205 054 6443	1/2" x 1.97" (13 x 50mm)	205 054 6243
1/4" to 1/2"x24" (6 to 13x610mm)	205 054 5433	1/4" (6mm)	205 054 6473		

Accessories & Spares - Belt sanders

DESCRIPTION	IMPERIAL (" INCHES)	METRIC (MM)	FOR TOOL 1/2	FOR TOOL 2/2	GRIT	UNITS	PART NUMBER
Sanding belt	1/8 x 12	3 x 305	CP5080-3260D12(K) + 205 054 5543 contact arm	-	120	10	**894 016 9706**
					80	10	**894 016 9705**
	1/4 x 12	6 x 305	CP5080-3260D12(K) + 205 054 5553 contact arm	-	120	10	**894 016 9710**
					40	10	**894 016 9707**
					60	10	**894 016 9708**
					80	10	**894 016 9709**
	1/2 x 12	13 x 305	CP5080-3260D12(K) + 205 054 5533 contact arm	-	120	10	**894 016 9714**
					40	10	**894 016 9711**
					60	10	**894 016 9712**
					80	10	**894 016 9713**
	3/8 x 13	10 x 330	CP9779, CP858	-	100	10	**894 016 9005**
					120	10	**894 016 9006**
					60	10	**894 016 9003**
					80	10	**894 016 9004**
	1/8 x 18	3 x 457	CP5080-4200H18 + 205 054 5474 contact arm	CP5080-5220H18 + 205 054 5474 contact arm	120	10	**894 016 9716**
					80	10	**894 016 9715**
	1/4 x 18	6 x 457	CP5080-4200H18 + 205 054 5493 contact arm	CP5080-5220H18 + 205 054 5493 contact arm	120	10	**894 016 9720**
					40	10	**894 016 9717**
					60	10	**894 016 9718**
					80	10	**894 016 9719**
	1/2 x 18	13 x 457	CP5080-4200H18	CP5080-5220H18 + 205 054 5463 contact arm	120	10	**894 016 9724**
					40	10	**894 016 9721**
					60	10	**894 016 9722**
					80	10	**894 016 9723**
	3/4 x 18	19 x 457	CP5080-4200H18 + 205 054 5453 contact arm	CP5080-5220H18 + 205 054 5453 contact arm	120	10	**894 016 9728**
					40	10	**894 016 9725**
					60	10	**894 016 9726**
					80	10	**894 016 9727**
	1 x 18	25 x 457	CP5080-4200H18 + 205 054 5503 contact arm	CP5080-5220H18	120	10	**894 016 9732**
					40	10	**894 016 9729**
					60	10	**894 016 9730**
					80	10	**894 016 9731**
	3/4 x 20,4	19 x 520	CP9780	-	100	10	**894 016 9009**
					120	10	**894 016 9010**
					60	10	**894 016 9007**
					80	10	**894 016 9008**
	1/4 x 24	6 x 610	CP5080-4220D24 + 205 054 5433 contact arm	-	120	10	**894 016 9736**
					40	10	**894 016 9733**
					60	10	**894 016 9734**
					80	10	**894 016 9735**
	1/2 x 24	13 x 610	CP5080-4220D24	-	120	10	**894 016 9740**
					40	10	**894 016 9737**
					60	10	**894 016 9738**
					80	10	**894 016 9739**
BELT SANDING SET 12" 5PC - CP							
Sanding belt	1/2 x 12	13 x 305	CP5080-3260D12(K) + 205 054 5533 contact arm	-	80	1	**205 054 5573**
					120	1	
					4913 Medium	1	
	1/4 x 12	6 x 305			80	1	
					120	1	
BELT SANDING SET 18" 8PC - CP							
Sanding belt	3/4 x 18	19 x 457	CP5080-4200H18 + 205 054 5453 contact arm	CP5080-5220H18 + 205 054 5453 contact arm	80	1	**205 054 5563**
					120	1	
					4913 Medium	1	
Sanding belt	1/2 x 18	13 x 457	CP5080-4200H18	CP5080-5220H18 + 205 054 5463 contact arm	80	1	
					120	1	
					4913 Medium	1	
Sanding belt	1/4 x 18	6 x 457	CP5080-4200H18 + 205 054 5493 contact arm	CP5080-5220H18 + 205 054 5493 contact arm	80	1	
					120	1	

TUNE-UP KIT & REPAIR KIT



MODEL	TUNE-UP KIT	MAINTENANCE KIT
CP7215/25/55 Series	894 016 3459	205 052 2433
CP7215/55H Series	894 016 5875	205 052 2433
CP7220/50..	894 015 8345	894 015 8346
CP7225/55-3 Series	894 016 3459	205 052 2433
CP7263/64/66/67 Series	894 016 9233	

MODEL	TUNE-UP KIT
CP7265S/CP7265P	205 053 0943
CP7269S/CP7269P	894 016 7963
CP9778	205 050 6663
CP9779	205 050 3853
CP9780	205 050 3863

Accessories - Orbital Sanders

ACCESSORIES INCLUDED

MODEL	DESCRIPTION	PART NO.
CP7220/50E	6" (150mm) Pad H&L	615 990 1540
CP7220/50HE	6" (150mm) Pad PSA	615 990 1590
CP7220/50CVE/ HCVE	6" (150mm) Pad H&L with 6 holes	615 990 1550
CP7220/50SVE	6" (150mm) Pad PSA with 6 holes	615 990 1600
CP9534/CP9674	6" (150mm) Pad H&L with 6 holes	352493
CP7220/50SVE	Dust extraction kit	894 015 8430

OPTIONAL ACCESSORIES

ECO CHANGE MOTOR

MODEL	PART NO.
CP7215 Series	894 016 8374
CP7225 Series	894 016 8372
CP7225-3 Series	894 016 8370
CP7255 / CP35.. Series	894 016 8373
CP7255-3 Series	894 016 8371

VACUUM HOSE ADAPTERS FOR CENTRAL VACUUM SANDERS

MODEL	DESCRIPTION	PART NO.
CP7220/50(H)CVE CP7225/55CVE-3, CP3514/15, CP7225/55/15CV(E), CP7255/15HCVE CP7263/64/66/67CVE	Vacuum hose adaptor ø 1" (25 mm) / ø 1-1/4" (32 mm)	615 350 1170
CP7220/50(H)CVE CP7225/55CVE-3, CP3514/15, CP7225/55/15CV(E), CP7255/15HCVE CP7263/64/66/67CVE	Vacuum hose adaptor ø 1-1/8" (28 mm)	615 804 4480

DUST EXTRACTION KIT FOR SELF GENERATE VACUUM

MODEL	DESCRIPTION	PART NO.
CP3512/13, CP7225/55/15SV(E)	Dust extraction kit (incl. 1 dust bag and its dust hose)	205 052 2453
CP3512/13, CP7225/55/15SV(E)	Dust bag set (incl. 5 dust bags)	205 052 3203

DUST EXTRACTION KIT

MODEL	DESCRIPTION	PART NO.
CP7220/7250 CP9534/9674	Dust extraction kit	894 015 8430

OPTIONAL ACCESSORIES

SANDING PADS (THREAD 5/16"-24)

MODEL	DESCRIPTION	PART NO.
CP7220/50E	6" (150mm) Pad H&L	894 016 3456
CP7220/50HE	6" (150mm) Pad PSA	894 016 3455
CP7220/50CVE/HCVE	6" (150mm) Pad PSA with 6 holes	894 016 3457
CP7220/50CVE/HCVE	6" (150mm) Pad PSA with 15 holes	894 016 8235
CP7220/50CVE/HCVE	6" (150mm) Pad H&L with 15 holes	894 016 8236
CP9534/9674	6" (150mm) Pad PSA with 6 holes	615 990 1600
CP9534/9674	6" (150mm) Pad H&L with 6 holes	615 990 1550
CP9534/9674	Key for pad	164433

SANDING PADS (THREAD 5/16"-24)

MODEL	DESCRIPTION	PART NO.
CP3510	5" (125 mm) Pad H&L	894 016 6666
CP3511	5" (125 mm) Pad PSA	894 016 6665
CP3512/14	5" (125 mm) Pad H&L with 5 holes	894 016 6668
CP3513/15	5" (125 mm) Pad PSA with 5 holes	894 016 6667
CP7225/55/15(H)	6" (150 mm) Pad PSA with 15 holes	894 016 8235
CP7225/55/15(H)	6" (150 mm) Pad H&L with 15 holes	894 016 8236
CP7225/55/15(H)	6" (150 mm) Pad PSA with 6 holes, 123g (Only CP tools)	894 016 3457
CP7225/55/15(H)	6" (150 mm) Pad H&L with 6 holes, 123g (Only CP tools)	894 016 3458
CP7225/55/15(H)	6" (150 mm) Pad PSA	894 016 3455
CP7225/55/15(H)	6" (150 mm) Pad H&L	894 016 3456
CP7225/55-3	3" (75 mm) Pad PSA w/o hole	894 016 7203

SANDING PADS

MODEL	DESCRIPTION	PART NO.
CP7263E	3"x4-1/4" (74x109 mm) - NV - H&L Pad	894 016 8997
CP7263CVE	3"x4-1/4" (74x109 mm) - CV - H&L Pad	894 016 8998
CP7264 Serie	2-3/4"x7-3/4" (70x198 mm) - CV - H&L Pad Set	894 016 9002
CP7266E	3-1/4"x5" (80x130 mm) - NV - H&L Pad	894 016 8999
CP7266CVE	3-1/4"x5" (80x130 mm) - CV - H&L Pad	894 016 9000
CP7267 Serie	3-7/8"-5-5/8" delta (100x144 mm) - CV - H&L Pad Set	894 016 9001

SANDING PAPER

ROL-LOC SURFACE PREPARATION PAD
(must be used with the 3" ROL-LOC back-up pad)

MODEL	DESCRIPTION	PART NO.
CP7202D	ø 3" (75 mm) Sanding disc 60 Grit (5 pc)	894 016 1712
CP7202D	ø 3" (75 mm) Sanding disc 80 Grit (5 pc)	894 016 1713
CP7202D	ø 3" (75 mm) Sanding disc 100 Grit (5 pc)	894 016 1714
CP7202D	ø 3" (75 mm) Sanding disc 120 Grit (5 pc)	894 016 1715
CP7202D	ø 3" (75 mm) Surface Prep Pad (fine) (5 pc)	894 016 1716
CP7202D	ø 3" (75 mm) Surface Prep Pad (medium) (5 pc)	894 016 1717
CP7202D	ø 3" (75 mm) Surface Prep Pad (course) (5 pc)	894 016 1718
CP7265/69	Nut retainer	KF129586

SANDING ACCESSORIES

MODEL	DESCRIPTION	PART NO.
CP9778	Flange	205 048 5053
	Rod-key	205 048 5043

BACK-UP PLATE

MODEL	DESCRIPTION	PART NO.
CP9778	ø 4.75" (120 mm) Back-up	KF137214
	ø 3.75" (95 mm) Back-up	KF137215
CP7202D	3" ROL-LOC Backing pad, 1/4 - 20 female thread (must be used with Surface Prep Pad)	CA158102

Accessories - Sanders

CP3550 ACCESSORIES INCLUDED

MODEL	ITEM	DESCRIPTION	PART NUMBER
CP3550	1	Exhaust hose kit	615 813 2520
	.	Side handle	205 052 4063

CP3650 ACCESSORIES INCLUDED

MODEL	ITEM	DESCRIPTION	PART NUMBER
CP3650	1	3/8" air hose nipple for 1/2" (13mm) ID hose	615 704 0270
	2	Hose Clamp	615 263 0240
	3	Exhaust hose	615 875 1130
	4	Spanner wrench 17 mm	615 995 1070
	5	Side handle	615 576 0380

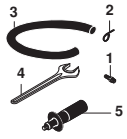

MODEL	ITEM	DESCRIPTION	PART NUMBER
CP3650-135AC4SE	1	Vibration-damping side handle	615 576 0660
	2	Flange	615 606 5150
	3	Backing with nut	615 990 1670
	4	Pin wrench	615 802 0080

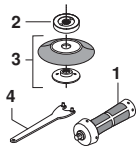

CP3550 OPTIONAL ACCESSORIES

MODEL	ITEM	DESCRIPTION	PART NUMBER
CP3550-...	1	Low vibration handle	615 576 0780
	2	Semi-hard backing pad 5" (125mm) with nut M14 & 5/8"	615 804 0740

DIAMOND CUTTING KIT

MODEL	ITEM	DESCRIPTION	PART NUMBER
CP3550-AA/AB		Diamond disc 5" (127mm)	615 804 9150
ø127 (5") Diamond disc		Complete kit	615 397 8300
	1	Manifold with screws	615 504 2170
	2	Gable cover plate complete 125 mm	615 504 2180
	3	Spacer 25 mm (5/8")	615 643 0900
	3	Spacer 25 mm (M14)	615 643 0890
	4	Spacer 6 mm (5/8")	616 643 0910
	4	Spacer 6 mm (M14)	616 643 0920
	5	Flange nut 5/8"	617 606 0450
	5	Flange nut M14	617 606 0460
	.	Pin key	617 802 0670

DUST EXTRACTION KIT Ø5" (125 MM)

MODEL	ITEM	DESCRIPTION	PART NUMBER
CP3550-AA/AB		Complete kit	615 397 8280
	1	Manifold with screws	615 504 1940
	2	Skirt 5" with brush	615 570 2340
	3	Spacer 15 mm (5/8")	615 643 0880
	3	Spacer 15 mm (M14)	615 643 0870
	4	Backing pad 5" (rigid)	616 990 1990
	5	Flange nut 5/8"	617 606 0450
	5	Flange nut M14	617 606 0460
	-	Pin key	617 802 0670

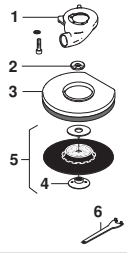

SANDING KIT FOR STANDARD ABRASIVE DISC 5" (125MM)

MODEL	ITEM	DESCRIPTION	PART NUMBER
CP3550-AA/AB		Complete kit	615 396 0720
ø127 (5") Diamond disc	1	Guard	615 504 1450
	2	Backing pad (with nut M14 & 5/8")	615 990 1270
	3	Washer M14	615 641 0270
	3	Washer 5/8"	615 642 0500
	.	Hex key 5/16"	616 802 0610
	.	Pin wrench 35mm	617 802 0100

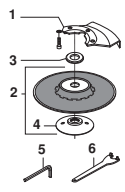

SANDING KIT FOR SEMI RIGID DISC 5" (125MM)

MODEL	ITEM	DESCRIPTION	PART NUMBER
CP3550-AA		Complete kit	615 396 0750
	1	Finger guard	615 504 1450
	2	Backing pad (with nut M14 & 5/8")	615 990 1290
	3	Washer M14	615 641 0270
	.	Hex key 5/16"	616 802 0610
	.	Pin wrench 35mm	617 802 0100

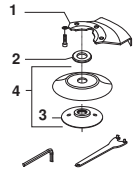

Accessories & Spares - Sanders

CP3650 OPTIONAL ACCESSORIES

DUST EXTRACTION KIT Ø5" (125 MM)
FOR COMPOSITE (NON METAL SANDING)

MODEL	ITEM	DESCRIPTION	PART NUMBER
CP3650-AA/AB		**Complete kit**	615 397 8280
	1	Suction cap	615 504 1940
	2	Spacer 15 mm (5/8")	615 643 0880
	2	Spacer 15 mm (M14)	615 643 0870
	3	Skirt with brush 5"	615 570 2340
	4	Nut (5/8")	615 606 0450
	4	Nut (M14)	615 606 0460
	5	Backing pad 5" (rigid)	615 990 1990
	6	Pin wrench 1-3/8"	615 802 0100

MODEL	ITEM	DESCRIPTION	PART NUMBER
CP3650	1	Silencer kit (55) (-11 dB)	615 396 1660
	2	Vibration-damping side handle	615 576 0660
	3	Reinforced cloth-lined exhaust hose L=30"	615 875 1160
	4	Hose clamp	615 263 0240
	5	Clippable silencer (-6 dB)	615 396 9570
	6	Grease gun include 24g	615 990 1490
	7	Grease for bevel gear (1kg)	615 990 1480
	.	Diamond disc 5" (125 mm)	615 804 9150

MODEL	ITEM	DESCRIPTION	PART NUMBER
	1	Sanding guard 7" (180 mm) kit	615 504 2050

MODEL	ITEM	DESCRIPTION	PART NUMBER
	1	Semi-hard backing pad Ø5" (125mm) with nut M14 & 5/8" (max speed 12000 rpm)	615 804 0740

MODEL	ITEM	DESCRIPTION	PART NUMBER
CP3650-075AAE CP3650-085AAE	1	Backing pad 7" (180 mm)(soft)	615 990 1330
	1	Backing pad 7" (180 mm) (rigid)	615 990 1340
	2	Nut (M14)	-
	2	Nut (5/8")	-
	-	Pin wrench 1-3/8" (35 mm)	615 802 0100

MODEL	ITEM	DESCRIPTION	PART NUMBER
CP3650-075AAE CP3650-085AAE	1	Rigid velcro-backed backing pad 7" (180 mm) (M14x2)	615 990 1450
	1	Rigid velcro-backed backing pad 6" (150 mm) (M14x2)	615 990 1370

MODEL	ITEM	DESCRIPTION	PART NUMBER
CP3650-075AB CP3650-085AB	1	Rigid velcro-backed backing pad 7" (180 mm) (5/8"-11)	615 990 1460
	1	Rigid velcro-backed backing pad 6" (150 mm) (5/8"-11)	615 990 1380

DUST EXTRACTION KIT Ø5" (125 MM)
FOR COMPOSITE CUTTING (DIAMOND DISC)

MODEL	ITEM	DESCRIPTION	PART NUMBER
CP3650-075AB CP3650-120AB		**Complete kit**	615 397 8300
	1	Manifold cutting with screws	615 504 2170
	2	Goble cover plate complete	615 504 2180
	3	Spacer 6mm - Hole 14mm	615 643 0920
	3	Spacer 6mm - Hole 16mm	615 643 0910
	4	Spacer for M14 spindle	615 643 0890
	4	Spacer for 5/8" spindle	615 643 0900
	5	Flange nut M14	615 606 0460
	5	Flange nut 5/8"	615 606 0450
	-	Pin key	615 802 0670

DUST EXTRACTION KIT Ø7" (180 MM)
FOR COMPOSITE (NON METAL SANDING)

MODEL	ITEM	DESCRIPTION	PART NUMBER
CP3650-AA/AB		**Complete kit**	615 397 8290
	1	Suction cap	615 504 1940
	2	Spacer 15 mm (5/8")	615 643 0880
	2	Spacer 15 mm (M14)	615 643 0870
	3	Skirt with brush	615 570 2310
	4	Nut (5/8")	-
	4	Nut (M14)	-
	5	Backing pad 7" (rigid)	615 990 1340
	6	Pin wrench 1-3/8" (35 mm)	615 802 0100

SANDING KIT FOR STANDARD ABRASIVE DISC Ø5" (125MM)

MODEL	ITEM	DESCRIPTION	PART NUMBER
CP3650 (A&B)		**Complete kit**	615 396 0720
	1	Guard	615 504 1450
	2	Ventilated backing	615 990 1270
	3	M14 washer	615 641 0270
	3	5/8" washer	615 642 0500
	4	Nut (M14)	-
	4	Nut (5/8)	615 606 0290
	5	Hex key 5/16"	615 802 0610
	6	Pin wrench 1-3/8" (35 mm)	615 802 0100

SANDING KIT FOR SEMI-RIGID DISC Ø5" (125 MM)

MODEL	ITEM	DESCRIPTION	PART NUMBER
CP3650-..AA		**Complete kit**	615 396 0750
	1	Guard (CE only)	615 504 1450
	2	M14 washer	615 641 0270
	3	Nut (M14)	615 606 0220
	4	Complete backing	615 990 1290
	5	Hex key 5/16"	615 802 0610
	-	Pin wrench 1-3/8" (35 mm)	615 802 0100

TUNE-UP KIT & REPAIR KIT



MODEL	PART NUMBER
CP3550-...	615 399 2280
CP3650	205 055 6003

Accessories & Spares - Sanders

CP3850 ACCESSORIES INCLUDED

MODEL	DESCRIPTION	PART NUMBER
CP3850-60AB/77AB	Vibration damping side handle	615 576 0660
	1/2" Air hose nipple for 5/8" (15 mm) ID hose	615 704 0140
	Rear flange	615 503 1070

MODEL	DESCRIPTION	PART NUMBER
CP3850-65ABVE	Vibration damping side handle	615 576 0660
CP3850-85ABVE	1/2" Air hose nipple for 5/8" (15 mm) ID hose	615 704 0140
	Auto balancer	615 990 1950

CP3850 OPTIONAL ACCESSORIES

DUST EXTRACTION KIT Ø7" (180 MM)
FOR COMPOSITE (NON METAL SANDING)

MODEL	ITEM	DESCRIPTION	PART NUMBER
CP3850-85ABVE / CP3850-65ABVE		**Complete kit**	205 055 3563
CP3850-77AB / CP3850-60AB		Manifold CP3850 with screws	615 504 2190
		Push fit hood with brush	615 570 2310
		Spacer 9mm	615 643 0930
		Spacer 6mm hole 16mm	615 643 0910
		Backing pad 180mm	615 990 2000
		Flange nut 5/8 H16	615 606 0470
		Pin key	615 802 0670

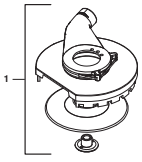

DUST EXTRACTION KIT Ø7" (180 MM)
FOR COMPOSITE CUTTING (DIAMOND DISC)

MODEL	ITEM	DESCRIPTION	PART NUMBER
CP3850-85ABVE / CP3850-65ABVE /		**Complete kit**	205 055 3573
CP3850-77AB / CP3850-60AB	1	Manifold cutting with screws	615 504 2200
	2	Gable cover plate complete	615 504 2210
	3	Spacer for 5/8" spindle	615 643 0900
	4	Flange nut 5/8"	615 606 0480
		Pin key	615 8020 670
		180mm Cutting Wheel	615 811 1450

TUNE-UP KIT & REPAIR KIT



MODEL	DESCRIPTION	TUNE-UP KIT
CP3850	Motor Service Kit	205 055 3543
	Spindle Service Kit	205 055 3553
	Global Service Kit	205 055 3433

PADS

MODEL	ITEM	DESCRIPTION	PART NUMBER
	1	Rigid backing pad with nut 5/8", Ø 180 mm (7") (max. 8,500 rpm)	615 990 1340
	2	Grease gun	615 990 1490
	3	Grease for bevel gear (1Kg)	615 990 1480



MODEL	ITEM	DESCRIPTION	PART NUMBER
CP3850-65ABVE / CP3850-60AB	1	Rear flange (ABVE)	615 503 1070
	2	Pin spanner 1-3/8" (35 mm)	615 802 0100
	3	Soft backing Pad 9" (230 mm) kit	615 990 1410

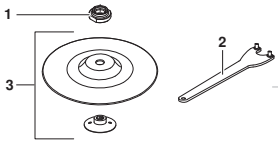

MODEL	ITEM	DESCRIPTION	PART NUMBER
CP3850-85ABVE / CP3850-77AB	1	Rear flange (ABVE)	615 503 1070
	2	Pad 7" (180mm) kit	615 990 1330
	3	Pin spanner 1-3/8" (35 mm)	615 802 0100

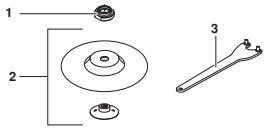

MODEL	ITEM	DESCRIPTION	PART NUMBER
CP3850-85ABVE / CP3850-77AB	1	Rear flange (ABVE)	615 503 1070
	2	Rigid Pad 7" (180mm)	615 990 1340
	3	Pin spanner 1-3/8" (35 mm)	615 802 0100

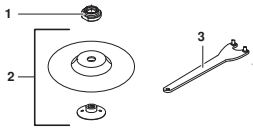

MODEL	ITEM	DESCRIPTION	PART NUMBER
CP3850-77AB	1	Spiracool Pad 7" (180mm)	S091836
	2	Pin spanner 1-3/8" (35 mm)	615 802 0100

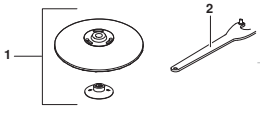

Dimensions

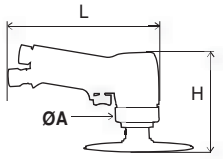

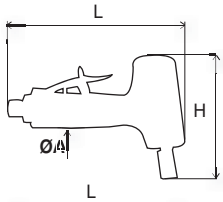

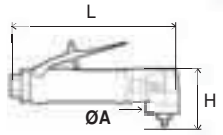

PISTOL SANDERS	L		H		A	
	in.	mm	in.	mm	in.	mm
CP7202	6.5	166	4.3	110		
CP3070-120G	6.9	175	4.2	108	1.97	50
CP9778	8.2	203	4.5	115		

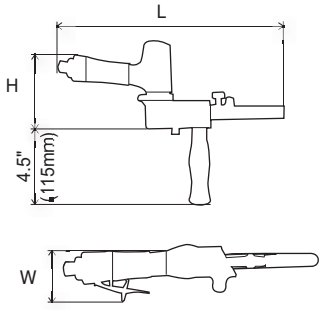

BELT SANDERS	L		H		W	
	in.	mm	in.	mm	in	mm
CP5080-3260D12	11.4	290	3.7	95	2.7	70
CP5080-4200D24	15.3	390	4.5	115	2.9	75
CP5080-3260H18	14.5	370	9.8	250	3.1	80
CP5080-5220H18	14.5	370	9.8	250	3.1	80
CP5080-3260H19	14.5	370	4	100	3.1	80
CP858	11.8	300	3.3	85	1.8	45
CP9778	11.8	300	3.3	85	1.8	45
CP9780	14.4	365	4.1	105	2.7	70

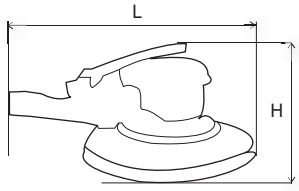

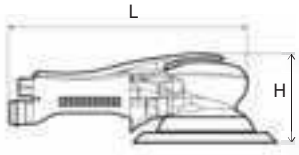

ORBITAL SANDERS	L		H	
	in	mm	in	mm
CP3510	6.3	160	4.1	105
CP3511	6.3	160	4.1	105
CP3512	8.3	211	4.1	105
CP3514	7.9	200	4.1	105
CP7215/25/55 - (NV)-E	7.3	185	4.1	105
CP7215CV/25CV/55CV -E	8.7	221	4.1	105
CP7215SV/25SV/55SV -E	9.1	232	4.1	105
CP7215H/55H-E	11.2	285	3.8	96
CP7215HCVE/55HCVE	11.2	285	3.8	96
CP7220/50E	5.0	127	3.7	95
CP7220/50SVE	7.3	186	3.3	83
CP7220/50CVE	7.3	186	3.3	83
CP7220/50HE	9.7	246	3.3	83
CP722/50HCVE	10	255	3.3	83
CP7263E	5.7	145	3	75
CP7263CVE	7.3	185	3	75
CP7264E	7.9	200	3.1	80
CP7264ECVE	9.5	240	3.1	80
CP7266E	6.1	155	2.7	70
CP7266CVE	7.7	195	2.7	70
CP7267E	7.3	185	4	100
CP7267CVE	8.8	225	4	100
CP7268	16.5	420	5.9	150
CP9534/CP9674	7.5	190	3.3	83

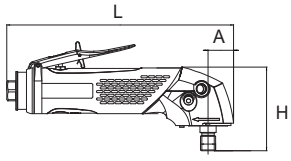

ANGLE SANDERS	L		H		A	
	in	mm	in	mm	in	mm
CP3019-...AF	6.5	166	3.7	67	1.18	30
CP3030-3...	6.1	154	4.1	103	1.6	41
CP3030-4...	6.8	174	3.7	93	1.7	43
CP3030-5...	6.8	174	5.5	139	1.7	43
CP3550-120AA	9,8	249	3,7	94	1,1	27
CP3550-120AB	9,8	249	3,7	94	1,1	27
CP3650-..AAE	9.4	238	3.4	87.8	1.1	26.8
CP3650-..AB	9.4	238	3.6	92.8	1.1	26.8
CP3850-...AB	13.1	334	4.3	107	1.2	29
CP3850-...ABVE	13.1	334	4.1	104	1.2	29
CP3650-..AC4SE	9.4	238	3.4	87.5	1.1	26.8

DRILLING

PISTOL DRILLS

- *From maintenance to very intensive industrial duty*
- *Hole drilling capacity up to 1/2" (13 mm) diameter in steel*
- *Extra-support side handle recommended for better handling with larger drilling capacity and higher torque*

CORNER DRILLS

- *Ideal for drilling, reaming & tapping*
- *Hole drilling capacity up to 2" (50 mm) dia. in mild steel, cast iron*

HOW TO SELECT YOUR DRILLS?

STEP 1
Material

STEP 2
Drill bits size

STEP 3
Tool type

- ▶ Handle type
- ▶ Duty
- ▶ Reversible or non reversible
- ▶ Chuck capacity / type / brand
- ▶ Speed / stall torque

❶ Material - ❷ Drill bit size - ❸ Handle Type/Duty/Reversible or non-reversible

Material / Cutting speed			Stainless Steel 9-12 m/min		Forged Steel 12-15 m/min		Mild Steel 24-33 m/min ❶		Soft Cast Iron, Plastic 30-45 m/min		Aluminum, Brass, Bronze 60-90 m/min		Wood 90-120 m/min		Handle Type	Duty	Reversible or non-reversible	Model
Free speed	Stall Torque																	
rpm	ft.lbs	Nm	in.	mm	in.	mm	in.	mm	in.	mm	in.	mm	in.	mm				
4500	2.4	3.2	-	-	-	-	3/64-5/64	1-2	3/64-1/8	1-3	5/32-1/4	4-6	3/16-1/4	5-6	Pistol	★★	Non-reversible	CP1014P45
3300	2.6	3.5	-	-	-	-	3/64-1/8	1-3	5/64-5/32	2-4	5/32-1/4	4-6	3/16-1/4	5-6			Non-reversible	CP1014P33
2400	3.4	4.6	-	-	3/64-5/64	1-2	5/64-5/32	2-4	1/8-3/16	3-5	5/32-1/4	4-6	-	-			Non-reversible	CP1014P24
500	18.2	24.5	5/64-3/16	2-5	3/16-5/16	5-8	1/4-3/8	6-10	1/4-3/8	6-10	-	-	-	-			Non-reversible	CP1014P05
6000	2.5	3.4	-	-	-	-	-	-	-	-	5/64-3/16	2-5	3/16-5/16	5-8			Non-reversible	CP1117P60
3200	4.0	5.4	-	-	-	-	5/64-5/32	2-4	1/8-1/4	3-6	1/4-5/16	6-8	5/16-3/8	8-10			Non-reversible	CP1117P32
2600	4.7	6.3	-	-	-	-	1/8-1/4	3-6	5/32-5/16	4-8	1/4-3/8	6-10	5/16-3/8	8-10			Non-reversible	CP1117P26
900	14.3	19.3	5/64-1/8	2-3	5/64-1/4	2-6	5/16-15/32	8-12	3/8-1/2	10-13	3/8-1/2	10-13	-	-			Non-reversible	CP1117P09
500	22.2	30.0	5/64 - 1/4	2-6	1/4 - 3/8	6-10	5/16-1/2	8-13 ❷	3/8-1/2	10-13	-	-	-	-			Non-reversible	CP1117P05 ❸
500	22	30	5/64-3/16	2 - 5	3/16-5/16	5 - 8	1/4-3/8	6 - 10	1/4-3/8	6 - 10	-	-	-	-			Reversible	CP1114R05
900	12	16	5/64-1/8	2 - 3	5/64-1/4	2 - 6	5/16-15/32	8 - 12	3/8-1/2	10- 13	3/8-1/2	10- 13	-	-			Reversible	CP1114R09
2600	4.4	6	-	-	-	-	1/8-1/4	3 - 6	5/32-5/16	4 - 8	1/4-3/8	6 - 10	5/16-3/8	8 - 10			Reversible	CP1114R26
4000	2.6	3.5	-	-	-	-	-	-	3/64-1/8	1 - 3	5/32-1/4	4 - 6	1/4 - 3/8	6 - 10			Reversible	CP1114R40
800	25.3	34.3	1/8-3/16	3-5	5/32-5/16	4-8	5/16-1/2	8-13	3/8-5/8	10-16	3/8-5/8	10-16	-	-	D-shape	★★★	Non-reversible	CP1816
480	57.8	78.4	-	-	9/16-5/8	14-16	9/16-7/8	14-22	9/16-7/8	14-22	-	-	-	-	Rotary		Reversible	CP1820R22
380	144.6	196.0	-	-	7/8-1	23-25	7/8-1-1/4	23-32	1 - 1-1/4	25-32	-	-	-	-			Reversible	CP1820R32
430	59.3	80.4	-	-	9/16-7/8	14-22	9/16-7/8	14-22	9/16-7/8	14-22	-	-	-	-	Corner		Reversible	CP1720R22
350	130.1	177.0	-	-	7/8-1	23-25	7/8-1-1/4	23-32	1 - 1-1/4	25-32	-	-	-	-			Reversible	CP1720R32
140	289.3	392.0	-	-	1-1/4	32	1-1/4 - 2	32-50	1-1/4 - 2	32-50	-	-	-	-			Reversible	CP1720R50
1800	3.3	4.5	-	-	-	-	5/64-5/32	2-4	5/32-1/4	4-6	1/4-5/16	6-8	5/16-3/8	8-10	Angle	★	Reversible	CP879
2800	3.9	5.3	-	-	-	-	5/64-5/32	2-4	5/32-1/4	4-6	1/4-5/16	6-8	5/16-3/8	8-10	Straight		Non-reversible	CP887
2800	2.4	3.3	-	-	-	-	3/64-1/8	1-3	5/64-5/32	2-4	5/32-1/4	4-6	-	-	Pistol		Non-reversible	CP7300
2700	2.2	3.0	-	-	-	-	3/64-1/8	1-3	5/64-5/32	2-4	5/32-1/4	4-6	-	-			Reversible	CP7300R
2000	3.5	4.8	-	-	-	-	5/64-5/32	2-4	5/32-1/4	4-6	1/4-5/16	6-8	5/16-3/8	8-10			Reversible	CP9790/9792
800	9.1	12.4	-	-	5/64-3/16	2-5	1/4-3/8	6-10	3/8-1/2	10-13	-	-	-	-			Reversible	CP9789/9791
2400	3.1	4.2	-	-	-	-	5/64-5/32	2-4	5/32-1/4	4-6	1/4-5/16	6-8	5/16-3/8	8-10		★★	Non-reversible	CP785
500	11.3	15.4	-	-	5/64-3/16	2-5	1/4-3/8	6-10	3/8-1/2	10-13	-	-	-	-			Non-reversible	CP785H
4200	1.9	2.5	-	-	-	-	-	-	3/64-1/8	1-3	5/32-1/4	4-6	1/4 - 3/8	6-10			Reversible	CP789R-42
2600	3.1	4.2	-	-	-	-	5/64-5/32	2-4	5/32-1/4	4-6	1/4-5/16	6-8	5/16-3/8	8-10			Reversible	CP789R-26
500	15.6	21.1	5/64-3/16	2-5	3/16-5/16	5-8	5/16-1/2	8-13	3/8-1/2	10-13	-	-	-	-			Reversible	CP789HR

Remarks : Drill bit size on the table is our suggested range for proper drilling from the speed and stall torque of drills, it could be varied depending on drill working conditions.

DRILLING

1/4" - 3/8" Drills

CP7300 ★ — 2,800 RPM

COMPACT & COMFORTABLE

FEATURES
- 1/4" (6 mm) compact drill
- Ergonomic grip and lightweight, only 1.35 lbs (0.61 kg)
- Teasing throttle

BENEFITS
- Ideal for efficient general maintenance drilling in confined areas.
- Good precision to allow for very slow start-up and control throughout the drilling process
- Excellent for drilling, honing, reaming, and hole sawing

CP7300R

Similar features as CP7300 with reversible function (2,700 rpm)

CP9790 ★ — 2,000 RPM

REVERSIBLE, PRODUCTIVITY

FEATURES
- 3/8" (10 mm) reversible pistol drill
- Industrial quality Jacobs chuck
- Ergonomic grip

BENEFITS
- High productivity for general maintenance
- Maximize operator comfort
- Power suitable for many applications

CP9792

Same features as CP9790 with keyless chuck

CP785 ★★ — 2,400 RPM

DURABILITY AND SMOOTH OPERATION

FEATURES
- 3/8" (10 mm) pistol drill
- Powerful energy efficient motor resists stalls
- Handle exhaust

BENEFITS
- Industrial maintenance duty and designed for smooth operation and extended tool life
- Ideal tool for all types of maintenance work

CP789R-26 ★★ — 2,600 RPM

REVERSIBLE, HIGH POWER & DURABILITY

FEATURES
- 3/8" (10 mm) reversible pistol drill
- Powerful 0.4 hp (320 W) motor
- Teasing throttle

BENEFITS
- Industrial maintenance duty and designed for operators' productivity, durability, and comfort
- Great tool for honing and heavy drilling

CP789R-42

Similar features as CP789R-26 with 4,200 rpm

See accessories on pages 156-157

★ GENERAL MAINTENANCE ★★ INDUSTRIAL MAINTENANCE & PRODUCTION ★★★ SUPER INDUSTRIAL

MODEL	PART NUMBER	FREE SPEED	POWER		CHUCK CAPACITY		SPINDLE	STALL TORQUE		NET WEIGHT		LENGTH		AIR CONS. @LOAD		VIBRATION LEVEL ISO 29927 (M/S2)		SOUND PRESS.	SOUND POWER	AIR INLET
		rpm	hp	W	in.	mm	in	ft.lb	Nm	lb	kg	in.	mm	cfm	l/s	a	k	ISO 15744-dB(A)		in.
CP7300	894 107 3000	2,800	0.3	230	1/4	6	3/8-24	2.4	3.3	1.4	0.6	5	127	16.4	8	<2.5	-	86	97	1/4
CP7300R	894 107 3001	2,700	0.3	200	1/4	6	3/8-24	2.2	3.0	1.4	0.6	5	127	16.4	8	<2.5	-	87	98	1/4
CP785	T022698	2,400	0.5	375	3/8	10	3/8-24	3.1	4.2	2.3	1	7	178	16.5	8	<2.5	-	90	101	1/4
CP789R-26	T025180	2,600	0.4	320	3/8	10	3/8-24	3.1	4.2	2.5	1.1	7	178	30	14	<2.5	-	95	106	1/4
CP789R-42	T025198	4,200	0.4	320	3/8	10	3/8-24	1.9	2.5	2.5	1.1	7	178	30	14	<2.5	-	96	107	1/4
CP9790	615 194 9790	2,000	0.4	270	3/8	10	3/8-24	3.5	4.8	3.0	1.4	6.5	165	24	11	<2.5	-	89	100	1/4
CP9792	615 194 9792	2,000	0.4	270	3/8	10	3/8-24	3.5	4.8	2.6	1.2	8.5	216	24	11	<2.5	-	90	101	1/4

All models: Hose int. 3/8" (10mm) - @90 PSI (@6.3 Bar)

Listed specifications are for reference only. Please check documents in each tool or on www.cp.com

1/4" - 3/8" Drills

CP887 ★ 2,800 RPM



POWERFUL IN-LINE

FEATURES
- 3/8" (10 mm) in-line drill
- Built-in regulator for efficient control

BENEFITS
- Power and speed for general maintenance
- Great productivity
- Good for vertical drilling and to reach confined areas

CP879 ★ 1,800 RPM

ANGLE DRILL FOR EASY ACCESS, REVERSIBLE

FEATURES
- 3/8" (10 mm) angle drill
- Compact low profile head to get into confined spaces
- Reverse valve for easy directional change

BENEFITS
- Compact angle head for general maintenance
- Operator control from start up through rundown
- Ideal for drilling and screw driving in confined areas

CP1014P45 ★★ 4,500 RPM

HIGH SPEED, COMPACT, DURABILITY & PRECISION

FEATURES
- 1/4" (6 mm) industrial pistol drill with Jacobs industrial keyed chuck
- Ergonomic & compact body, Quiet, low vibration
- High power, 0.5hp (375W), and excellent control with teasing throttle

BENEFITS
- High productivity thanks to high power with great control and high quality keyed chuck
- Operator comfort thanks to exclusive ergonomic features
- Intensive duty and high durability for general maintenance

CP1014P33
Similar features as CP1014P45 with 3,300 rpm

CP1014P24
Similar features as CP1014P45 with 2,400 rpm

See accessories on pages 156-157

★ GENERAL MAINTENANCE ★★ INDUSTRIAL MAINTENANCE & PRODUCTION ★★★ SUPER INDUSTRIAL

MODEL	PART NUMBER	FREE SPEED	POWER		CHUCK CAPACITY		SPINDLE	STALL TORQUE		NET WEIGHT		LENGTH		AIR CONS. @LOAD		VIBRATION LEVEL ISO 29927 (M/S2)		SOUND PRESS.	SOUND POWER	AIR INLET
		rpm	hp	W	in.	mm	in	ft.lb	Nm	lb	kg	in.	mm	cfm	l/s	a	k	ISO 15744-dB(A)		in.
CP887	T025376	2,800	0.5	375	3/8	10	3/8-24	3.9	5.3	2.3	1	8	203	27	13	<2.5	-	99	110	1/4
CP879	T023999	1,800	0.3	200	3/8	10	3/8-24	3.3	4.5	2.3	1	8.3	210	21	10	<2.5	-	95	106	1/4
CP1014P45	615 158 0010	4,500	0.5	375	1/4	6.5	3/8-24	2.4	3.2	1.2	0.5	6.7	160	21.2	10	3	1.4	78	89	1/4
CP1014P33	615 158 0030	3,300	0.5	375	1/4	6.5	3/8-24	2.6	3.5	1.2	0.5	6.7	160	19	9	<2.5	-	78	89	1/4
CP1014P24	615 158 0050	2,400	0.5	375	1/4	6.5	3/8-24	3.4	4.6	1.2	0.5	6.7	160	19	9	3.1	2.0	78	89	1/4

All models: Hose int. 3/8" (10mm) - @90 PSI (@6.3 Bar)

Listed specifications are for reference only. Please check documents in each tool or on www.cp.com

3/8" Drills

CP1117P26 ★★★

2,600 RPM

HIGH POWER, DURABILITY & PRECISION

FEATURES
- 3/8" (10 mm) industrial pistol drill with Jacobs industrial keyed chuck
- The best power to weight ratio with 1 hp (750 W) motor
- Durable gearbox reduce maintenance cost and downtime

BENEFITS
- Improve your productivity thanks to high power & speed
- Operator comfort thanks to exclusive ergonomic features
- Designed for intensive duty and high durability for industrial production applications

CP1117P26
Keyless Chuck
Same features as CP1117P26 with keyless chuck

CP1117P26
W/O Chuck
Same features as CP1117P26 without chuck

CP1117P32
Similar features as CP1117P26 with 3,200 pm

CP1117P60
Similar features as CP1117P26 with 6,000 rpm

CP1014P05 ★★

500 RPM

HIGH TORQUE, COMPACT, DURABILITY & PRECISION

FEATURES
- 3/8" (10 mm) industrial pistol drill with Jacobs industrial keyed chuck
- Ergonomic & compact body, quiet, low vibration
- High power 0.5hp (375W) with excellent control by teasing throttle handle

BENEFITS
- High productivity thanks to high power with great control and high quality keyed chuck
- Operator comfort thanks to exclusive ergonomic features
- Designed for intensive duty and high durability for industrial production applications

See accessories on pages 156-157

★ GENERAL MAINTENANCE ★★ INDUSTRIAL MAINTENANCE & PRODUCTION ★★★ SUPER INDUSTRIAL

MODEL	PART NUMBER	FREE SPEED	POWER		CHUCK CAPACITY		SPINDLE	STALL TORQUE		NET WEIGHT		LENGTH		AIR CONS. @LOAD		VIBRATION LEVEL ISO 29927 (M/S2)		SOUND PRESS.	SOUND POWER	AIR INLET
		rpm	hp	W	in.	mm	in	ft.lb	Nm	lb	kg	in.	mm	cfm	l/s	a	k	ISO 15744-dB(A)		in.
KEY CHUCK																				
CP1014P05	615 158 0190	500	0.5	375	3/8	10	3/8-24	18.2	24.5	1.4	0.6	7.7	195	19	9	<2.5	-	78	89	1/4
CP1117P26	615 158 0130	2,600	1	750	3/8	10	3/8-24	4.7	6.3	2.2	1	7.9	200	29.8	14	3.6	1.7	83	94	1/4
CP1117P32	615 158 0110	3,200	1	750	3/8	10	3/8-24	4.0	5.4	2.2	1	7.9	200	29.8	14	<2.5	-	83	94	1/4
CP1117P60	615 158 0090	6,000	1	750	3/8	10	3/8-24	2.5	3.4	2.2	1	7.9	200	29.8	14	<2.5	-	83	94	1/4
KEYLESS																				
CP1117P26	615 158 0140	2,600	1	750	3/8	10	3/8-24	4.7	6.3	2.2	1	8.3	210	29.8	14	3.5	1.7	83	94	1/4
CP1117P32	615 158 0120	3,200	1	750	3/8	10	3/8-24	4.0	5.4	2.2	1	8.3	210	29.8	14	<2.5	-	83	94	1/4
CP1117P60	615 158 0100	6,000	1	750	3/8	10	3/8-24	2.5	3.4	2.2	1	8.3	210	29.8	14	<2.5	-	83	94	1/4
WITHOUT CHUCK																				
CP1117P26	615 158 0220	2,600	1	750	3/8	10	3/8-24	4.7	6.3	2.2	1	16.6	180	29.8	14	3.6	1.7	83	94	1/4
CP1117P32	615 158 0210	3,200	1	750	3/8	10	3/8-24	4.0	5.4	2.2	1	16.6	180	29.8	14	<2.5	-	83	94	1/4
CP1117P60	615 158 0200	6,000	1	750	3/8	10	3/8-24	2.5	3.4	2.2	1	16.6	180	29.8	14	<2.5	-	83	94	1/4

All models: Hose int. 3/8" (10mm) - @90 PSI (@6.3 Bar)

Listed specifications are for reference only. Please check documents in each tool or on www.cp.com

1/2" Drills

The CP1117 Series Benefits

HIGH TORQUE & DURABILITY

- Improve your productivity thanks to high power
- Operator comfort thanks to exclusive ergonomic features
- Drills for Industrial Maintenance & Production designed for intensive duty and high durability

CP1117P09 ★★★ 900 RPM

FEATURES

- 1/2" (13 mm) industrial pistol drill with Jacobs industrial keyed chuck
- The best power to weight ratio with 1 hp (750 W) motor
- Durable gearbox reduces maintenance cost and downtime

CP1117P05 ★★★ 500 RPM

FEATURES

- 1/2" (13 mm) industrial pistol drill with Jacobs industrial keyed chuck
- The best power to weight ratio with 1 hp (750 W) motor
- Durable gearbox reduce maintenance cost and downtime

CP1117P05

CP1117P05
Keyless Chuck
Same features as CP1117P05 with keyless chuck

CP1117P05
W/O Chuck
Same features as CP1117P05 without chuck

See accessories on pages 156-157

★ GENERAL MAINTENANCE ★★ INDUSTRIAL MAINTENANCE & PRODUCTION ★★★ SUPER INDUSTRIAL

MODEL	PART NUMBER	FREE SPEED	POWER		CHUCK CAPACITY		SPINDLE	STALL TORQUE		NET WEIGHT		LENGTH		AIR CONS. @LOAD		VIBRATION LEVEL ISO 29927 (M/S2)		SOUND PRESS.	SOUND POWER	AIR INLET
		rpm	hp	W	in.	mm	in	ft.lb	Nm	lb	kg	in.	mm	cfm	l/s	a	k	ISO 15744-dB(A)		in.
KEY CHUCK																				
CP1117P05	615 158 0170	500	1	750	1/2	13	3/8-24	22.2	30.0	3.4	1.5	8	203	29.6	14	2.7	2.0	83	94	1/4
CP1117P09	615 158 0150	900	1	750	1/2	13	3/8-24	14.3	19.3	2.2	1	8	203	29.8	14	3.7	2.6	83	94	1/4
KEYLESS																				
CP1117P05	615 158 0180	500	1	750	1/2	13	3/8-24	22.2	30.0	3.4	1.5	8	203	29.6	14	2.7	2.0	83	94	1/4
CP1117P09	615 158 0160	900	1	750	1/2	13	3/8-24	14.3	19.3	2.2	1	8	203	29.8	14	3.7	2.6	83	94	1/4
WITHOUT CHUCK																				
CP1117P05	615 158 0240	500	1	750	1/2	13	3/8-24	22.2	30.0	3.4	1.5	8	203	29.6	14	2.7	2.0	83	94	1/4
CP1117P09	615 158 0230	900	1	750	1/2	13	3/8-24	14.3	19.1	2.2	1	8	203	29.8	14	3.7	2.6	83	94	1/4

All models: Hose int. 3/8" (10mm) - @90 PSI (@6.3 Bar)

Listed specifications are for reference only. Please check documents in each tool or on www.cp.com

CP1114R series

VERSATILE AND DURABLE

UNIQUE FEATURES
Premium Tool

NEW

SAVES YOUR TIME & MONEY

- Ergonomics ensures less fatigue, while longer maintenance intervals saves your money
- Wide range of speeds for various industrial production and maintenance applications

DRILLING, REAMING, TAPPING, APPLICATIONS

- Metal working, Fabrication, Trailers Wood & Composite, Rolling stock, Oil & Gas
- Materials : Vairous grades of steel, Iron, Brazz, Aluminum, Magnesium, Composite, Titanium, Wood
- With 3/8” (10 mm) and 1/2” (13 mm) capacity chucks

POWERFUL & EFFICIENT
- 0.5 HP / 400 W Motor

VERSATILE
- Forward - reverse switch for easier drilling, reaming, taping
- Optional suspension ball pn: 473153

ERGONOMIC AND COMFORTABLE
- The CP Ergo Wings allow an ergonomic posture for the operator: wrist & tool areb aligned for best force transmission



ROBUST
- Durable yet lightweight aluminium body

DURABLE
- High precision, full caged, three planetary gears
- Up to 800h service interval
- JACOBS Industrial Chuck

SAFE
- Robust side handle on 500 RPM and 900 RPM to preserve wrists from torque effects

1/2" - 3/8" Drills

The CP1114R Series Benefits

REVERSIBLE, DURABLE AND ERGONOMIC

- Industrial durability
- Operator comfort thanks to exclusive CP Ergo Wing
- Perfect for drilling reaming, tapping applications

UNIQUE FEATURES Premium Tool

CP1114R05 ★★

500 RPM

NEW

CP1114R09

Similar features as CP1114R05 with 900 rpm

FEATURES

- 1/2" (13 mm) industrial pistol drill with Jacobs industrial keyed chuck
- Reversible switch
- Ergonomic & compact body

CP1114R26 ★★

2,600 RPM

NEW

FEATURES

- 3/8" (10 mm) industrial pistol drill with Jacobs industrial keyed chuck
- Reversible switch
- Ergonomic & compact body

CP1114R40

Similar features as CP1114R26 with 400 rpm

See accessories on pages 156-157

★ GENERAL MAINTENANCE ★★ INDUSTRIAL MAINTENANCE & PRODUCTION ★★★ SUPER INDUSTRIAL

MODEL	PART NUMBER	FREE SPEED	POWER		CHUCK CAPACITY		SPINDLE	STALL TORQUE		NET WEIGHT		LENGTH		AIR CONS. @LOAD		VIBRATION LEVEL ISO 29927 (M/S2)		SOUND PRESS.	SOUND POWER	AIR INLET
		rpm	hp	W	in.	mm	in	ft.lb	Nm	lb	kg	in.	mm	cfm	l/s	a	k	ISO 15744-dB(A)		in.
CP1114R05	615 158 0310	500	0.5	410	1/2	13	3/8-24	18.6	25.2	2.8	1.3	8.5	215	25.5	12	2.6	1.1	82	93	1/4
CP1114R09	615 158 0320	900	0.5	410	1/2	13	3/8-24	12.4	16.8	2.8	1.3	8.5	215	25.5	12	3.6	1.5	82	93	1/4
CP1114R26	615 158 0330	2,600	0.5	410	3/8	10	3/8-24	4.0	5.5	2.4	1.1	7.7	195	25.5	12	2.1	1.2	82	93	1/4
CP1114R40	615 158 0340	4,000	0.5	410	3/8	10	3/8-24	1.2	1.7	2.4	1.1	7.7	195	25.5	12	1.3	0.6	82	93	1/4

All models: Hose int. 3/8" (10mm) - @90 PSI (@6.3 Bar)

Listed specifications are for reference only. Please check documents in each tool or on www.cp.com

DRILLING

1/2" - 2" Drills

CP789HR ★★

500 RPM

REVERSIBLE, HIGH TORQUE & DURABILITY

FEATURES
- 1/2" (13 mm) reversible pistol drill
- Powerful 0.4 hp (320 W) motor
- Teasing throttle

BENEFITS
- Industrial maintenance duty and designed for operators' productivity, durability, and comfort
- Perfect tool for drilling, reaming, hole sawing and jobs requiring high torque

CP785H ★★

500 RPM

DURABILITY & SMOOTH OPERATION

FEATURES
- 1/2" (13 mm) pistol drill
- Powerful energy efficient motor resist stalls

BENEFITS
- Industrial maintenance duty and designed for smooth operation and extended tool life
- Suitable tool for various applications of low speed drilling

CP9789 ★

800 RPM

REVERSIBLE, PRODUCTIVITY

FEATURES
- 1/2" (13 mm) reversible pistol drill
- Industrial quality Jacobs chuck
- Low speed and high torque: 9.14 ft.lbs (12.4 Nm)

BENEFITS
- Powerful and resistant to stalls in general maintenance applications
- Great for various low speed drilling Side handle to increase stability

CP9791

Same features as CP9789 with keyless chuck

CP1816 ★★★

800 RPM

HIGH POWER, DURABILITY, D-HANDLE

FEATURES
- 5/8" (16 mm) D-handle drill
- Powerfull with 1 hp (750 W) motor
- Excellent durable gearbox ensures the strong drilling

BENEFITS
- Designed for intensive duty, high durability and precision in industrial maintenance and production applications
- Ideal for drilling of mild steel, cast iron

See accessories on pages 156-157

★ GENERAL MAINTENANCE ★★ INDUSTRIAL MAINTENANCE & PRODUCTION ★★★ SUPER INDUSTRIAL

MODEL	PART NUMBER	FREE SPEED	POWER		CHUCK CAPACITY		SPINDLE	STALL TORQUE		NET WEIGHT		LENGTH		AIR CONS. @LOAD		VIBRATION LEVEL ISO 29927 (M/S2)		SOUND PRESS.	SOUND POWER	AIR INLET
		rpm	hp	W	in.	mm	in	ft.lb	Nm	lb	kg	in.	mm	cfm	l/s	a	k	ISO 15744-dB(A)		in.
CP1816	615 158 0300	800	1	750	5/8	16	5/8-16	25.3	34.3	8.1	3.7	14.3	364	42.4	20	<2.5	0.5	90	101	3/8
CP785H	T024134	500	0.5	375	1/2	13	3/8-24	11.3	15.4	3.0	1.4	7.8	197	12	6	<2.5	-	96	107	1/4
CP789HR	T025165	500	0.4	320	1/2	13	3/8-24	15.6	21.1	3.3	1.5	8	203	30	14	<2.5	-	99	110	1/4
CP9789	615 194 9789	800	0.4	270	1/2	13	3/8-24	9.1	12.4	4.0	1.8	7	177	24	11	<2.5	-	90	101	1/4
CP9791	615 194 9791	800	0.4	270	1/2	13	3/8-24	9.1	12.4	3.1	1.4	9.3	237	24	11	<2.5	-	90	101	1/4

CP1816: Hose int. 5/8" (16mm). Others, hose int. 3/8" (9.5mm) - @90 PSI (@6.3 Bar)

Listed specifications are for reference only. Please check documents in each tool or on www.cp.com

1/2" - 2" Drills

CP1720R32 ★★★

350 RPM

CP1720R50

Similar features as CP1720R32 with 140 rpm & Morse Taper No.4 drill socket

CP1720R22

Similar features as CP1720R32 with 430 rpm, 1.2 hp (890 W) & Morse Taper No.2 drill socket

HIGHEST POWER, DURABILITY & PRECISION, REVERSIBLE

FEATURES

- 1-1/4" (32 mm) reversible corner drill, 350 rpm of free speed
- Powerfull 2.2 hp (1,630 W) motor
- Morse Taper No.3 drill socket

BENEFITS

- Designed for super intensive duty, high durability and precision in industrial maintenance and production applications
- Ideal for drilling, reaming & tapping of mild steel, cast iron

CP1820R32 ★★★

380 RPM

HIGHEST POWER, DURABILITY & PRECISION, REVERSIBLE

FEATURES

- 1-1/4" (32 mm) reversible heavy duty drill, 380 rpm of free speed
- Powerful 2.8 hp (2,100 W) motor
- Morse Taper No.3 drill socket

BENEFITS

- Designed for super-intensive duty and high durability with precision
- Ideal for drilling, reaming, tapping of mild steel, cast iron, forged steel

CP1820R22

Similar features as CP1820R32 with 480 rpm, 1.2 hp (890 W) & Morse Taper No.2 drill socket

See accessories on pages 156-157

★ GENERAL MAINTENANCE ★★ INDUSTRIAL MAINTENANCE & PRODUCTION ★★★ SUPER INDUSTRIAL

MODEL	PART NUMBER	FREE SPEED	POWER		CAPACITY		SOCKET	STALL TORQUE		NET WEIGHT		LENGTH		AIR CONS. @LOAD		VIBRATION LEVEL ISO 29927 (M/S2)		SOUND PRESS.	SOUND POWER	AIR INLET
		rpm	hp	W	in.	mm	Morse Taper	ft.lb	Nm	lb	kg	in.	mm	cfm	l/s	a	k	ISO 15744-dB(A)		in.
CP1720R22	615 158 0250	430	1.2	890	7/8	22	M.T.2	59.3	80.4	15.4	7	18.6	472	53	25	<2.5	0.5	106	117	1/2
CP1720R32	615 158 0260	350	2.2	1,630	1 1/4	32	M.T.3	130.1	177.0	29.7	13.5	22.8	578	63.6	30	<2.5	1.4	104	115	1/2
CP1720R50	615 158 0270	140	2.2	1,630	2	50	M.T.4	289.3	392.0	35.2	16	23.4	595	79.5	38	<2.5	0.6	107	118	1/2
CP1820R22	615 158 0280	480	1.2	890	7/8	22	M.T.2	57.8	78.4	16.0	7.3	11.1	282	42.4	20	3,8	1.2	98	109	1/2
CP1820R32	615 158 0290	380	2.8	2,100	1 1/4	32	M.T.3	144.6	196.0	31.9	14.5	13.9	353	113	53	2,5	0.8	110	121	1/2

CP1720R50/CP1820R32: hose int. 3/4" (19mm).Others, hose int. 1/2" (13mm) - @90 PSI (@6.3 Bar) Listed specifications are for reference only. Please check documents in each tool or on www.cp.com

DRILLING

ACCESSORIES INCLUDED

CHUCKS

MODEL	DESCRIPTION	THREAD	MIN CAPACITY mm	MAX CAPACITY mm	MIN CAPACITY inch	MAX CAPACITY inch	PART NO.	MANUFACT
CP7300	Chuck & key Key	3/8"-24	1	6	1/25“	1/4“	894 015 8751	
CP1014P24, 33, 45	Chuck & key Key	3/8"-24	0.7	6	1/35“	1/4“	205 055 5863 205 055 5873	JACOBS
CP1014P05, CP1014P09, CP785, CP1117P, CP789R…	Chuck & key Key	3/8"-24	1	10	1/32“	3/8“	C142408 CA050120	JACOBS
CP1117P, CP785H, CP789R	Chuck & key Key	3/8"-24	1	13	1/32"	1/2"	S066095 CA050122	JACOBS
CP1014P…, CP785, CP1117P, CP789R…	Keyless Chuck	3/8"-24	1.5	10	1/16"	3/8"	205 050 2063	JACOBS
CP1117P..., CP789R…	Keyless Chuck	3/8"-24	1.5	13	1/16"	1/2"	205 050 2073	JACOBS
CP1114R05, 09	Chuck & key Key	3/8"-24	1	13	1/32"	1/2"	894 017 4027 894 017 4029	JACOBS
CP1114R26, 40	Chuck & key Key	3/8"-24	1	13	1/32"	1/2"	894 017 4028 894 017 4029	JACOBS

OPTIONAL ACCESSORIES

CHUCKS

MODEL	DESCRIPTION	THREAD	MIN CAPACITY mm	MAX CAPACITY mm	MIN CAPACITY inch	MAX CAPACITY inch	PART NO.	MANUFACT
CP1014P… CP7300…	Chuck & key	3/8"-24	0.5	6	1/64"	1/4“	894 017 0364	RÖHM
"CP1117P…, CP785H,CP789HR…"	Chuck & key	3/8"-24	1.5	13	1/16"	1/2"	894 017 0366	RÖHM
CP1114R26, 40	Chuck Key	3/8"-24	1	13	1/32“	1/2"	S066095 CA050122	JACOBS
CP1114R05, 09	Keyless chuck	3/8"-24	1.5	13	1/16"	1/2"	2 050 502 073	JACOBS
CP1114R26, 40	Keyless Chuck	3/8"-24	1.5	10	1/16"	3/8"	205 050 2063	JACOBS

SUSPENSION BAIL

MODEL	DESCRIPTION	PART NO.
CP1014P…	Suspension bail	205 055 5853
CP1114R	Suspension bail	473153
CP1117P…	Suspension bail	894 016 8729

SIDE HANDLES

MODEL	DESCRIPTION	PART NO.
CP1014P05	Handle Fixture Handle	205 055 5883 205 055 2473
CP1114R05, 09	Side fixture and handle	894 017 4061
CP1117P05,09	Handle Fixture Handle	205 055 2463 205 055 2473
CP785H CP789HR	Handle Fixture Handle	CA146179 C136901
CP9286 CP9288	Side Handle	205 049 8553
CP9789 CP9791	Side Handle	205 049 8543

TUNE-UP KITS

MODEL	TUNE-UP KIT
CP1014P…	205 055 5513
CP1114R	894 017 4059
CP1117P...	205 055 2333
CP1720R22	894 017 0561
CP1720R32/R50	894 017 0580
CP1816	894 017 0380
CP1820R22	894 017 0656
CP1820R32	894 017 0672
CP7300	205 052 8663
CP7300R	205 052 8673
CP9285/9287	205 050 3743
CP9286/9288	205 050 3753
CP9789/9791	205 050 6563
CP9790/9792	205 050 6543



DIMENSIONS

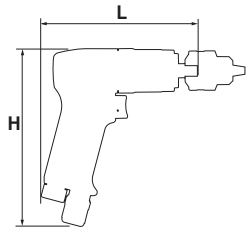

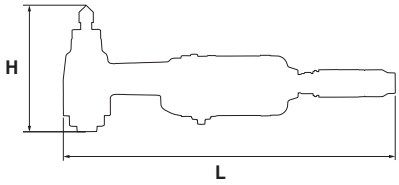

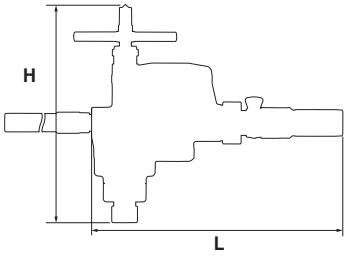

PISTOL GRIP, D-HANDLE

MODEL	DIMENSIONS			
	L		H	
	in.	mm	in.	mm
CP1014P05	5.9	150	5.5	140
CP1014P24,33,45	4.9	124	5.5	140
CP1114R05	8.5	215	5.5	140
CP1114R09	8.5	215	5.5	140
CP1114R26	7.7	195	5.5	140
CP1114R40	7.7	195	5.5	140
CP1117P05, 09	8.3	210	5.7	145
CP1117P24,32,60	7.1	180	5.7	145
CP1816	14.3	364	6.7	170
CP7300	4.2	107	5.3	135
CP785	7.0	178	4.9	125
CP785H	6.7	169	4.9	125
CP789R...	7.0	178	5.7	145
CP789HR	6.9	175	5.7	145
CP9285/9287	6.1	154	5.8	147
CP9286/9288	6.6	167	5.8	147
CP9789/9791	6.6	167	5.8	147
CP9790/9792	6.1	154	5.8	147

HEAVY

MODEL	DIMENSIONS			
	L		H	
	in.	mm	in.	mm
CP1720R22	18.6	472	7.4	187
CP1720R32	22.8	578	9.7	247
CP1720R50	23.4	595	11.3	288
CP1820R22	13.3	338	13.6	346
CP1820R32	16.5	419	17.7	450

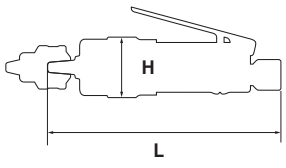

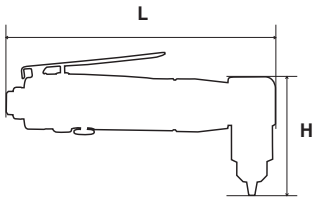

STRAIGHT, CORNER

MODEL	DIMENSIONS			
	L		H	
	in.	mm	in.	mm
CP879	8.0	203	3.14	80
CP887	6.9	175	1.6	40

Notes

CP ToolBox

Get the free CP ToolBox

Scan this QR code or visit http://qr.cp.com/app

Browse the complete CP product range in just a few taps.

Specifications, part breakdowns, manuals, and more at your fingertips. CP ToolBox offers comprehensive tool information anytime, even in locations without an internet connection.

CHIPPING



IN-LINE NEEDLE SCALER / CHIPPING HAMMER

Quick change 2 in 1 needle scaler and chipping hammer for less down time

NEEDLE SCALERS

Perfect for derusting applications, pistol or in-line needle scalers are used in almost all the industry

CHIPPING HAMMERS

Pistol or in-line chipping hammers including selection of unique vibration damping body to improve operator comfort and minimize fatigue

HOW TO DEFINE THE RIGHT PERCUSSIVE TOOL?

STEP 1
Applications
- Rust removal
- Deburring
- Weld flux chipping
- Duty
- Access

STEP 2
Consumables
- Needles size and number
- Chisel type and dimensions

STEP 3
Tools
- Handle type
- Vibration level
- Stroke capacity
- Bore

PERCUSSIVE TOOLS

	PEN/AIR SCRIBE	NEEDLE SCALERS	CHIPPERS	HAMMERS	SCALERS	SAND RAMMERS
SUPER INDUSTRIAL		B15M / B16M / B18M B19M / B21M B16MV / B18MV / B19MV CP0456-LESAN	B15B / B16B(BV) B18B(BV) / B19B(BV) B21B	CP9362-2R/-2H / CP9363-1R/-1H CP9363-2R/-2H / CP9363-3R/-3H CP9363-4R/-4H CP9373-2R/-2H / CP9373-3R/-3H CP9373-4R/-4H	B20 / B20-0 B20-00 / B20-1 B20L / B20L-1 B14A / B23	CP0200B18 / B22/B25 CP0200B18L / B22L/B25L / B32L CP0200B18-2F / B22-2F / B25-2F CP0200B18L-2F / B22L-2F / B25L-2F / B32L-2F
INDUSTRIAL MAINTENANCE AND PRODUCTION	CP9361 CP9160	CP0951 / CP0952 CP9356NS		CP714 / CP716 / CP717 RA1(BL) / RA2C(H) GV5		
GENERAL MAINTENANCE		CP7115 CP7125 CP7120		CP7111		

CP9361 ★★★

AIR SCRIBE: ENGRAVING PEN AND PRECISION CHISEL HAMMER

FEATURES

- Highest durability in the market
- Convertible to a hammer or a light scaler
- Lightweight for easy operation

BENEFITS

- Constructed of premium components
- Easy handling and Comfortable use
- Adjustable power for a variety of applications and materials such as: metals, plastics, ceramics, and glass

CP9361

CP9361-1 Kit

See more details on page 181

Engraving Pens

CP9160 ★★

ENGRAVING PEN

FEATURES

- Very quiet engraving pen with an integrated 6.5 ft (2 m) hose
- High blows per minute (32,400 BPM)

BENEFITS

- Efficient engraving with low noise
- Precise & reliable
- Comfortable handling

See accessories on pages 174-181

★ GENERAL MAINTENANCE ★★ INDUSTRIAL MAINTENANCE & PRODUCTION ★★★ SUPER INDUSTRIAL

MODEL	PART NUMBER	SHANK			BLOWS PER MINUTE	POWER	AIR CONS. @LOAD		WEIGHT		LENGTH		VIBRATION LEVEL ISO 28927 (M/S2)		SOUND PRESS.	SOUND POWER	AIR INLET
		shape	in.	mm	blows/min	joule	cfm	l/s	lb	kg	in.	mm	a	K	ISO 15744 - dB(A)		in.
CP9160	615 197 9160		-	-	32,400	-	1.7	0.8	0.3	0.1	5.8	147	8.1	1.9	59	70	1/4
CP9361	T012644	Hexagonal	1/8	3	13,500	-	0.2	0.1	0.3	0.1	5.0	127	5.1	2.4	79	90	1/4

All models: Hose int. 1/4" (6mm) - @90 PSI (@6.3 Bar)

Listed specifications are for reference only. Please check documents in each tool or on www.cp.com

Needle Scalers

CP7115

12 x 1/8" (3)

COMPACT TO REACH SMALL AREAS

FEATURES
- General purpose needle scaler
- Compact and lightweight
- Delivered with a set of needles 12 x 1/8" (3 mm)

BENEFITS
- Great to reach surfaces in confined spaces
- Great for rust removal on chassis and wheel drums
- Ideal for surface clean-up work

CP7125

19 x 1/8" (3) / 29 x 5/64" (2)

GENERAL MAINTENANCE NEEDLE SCALER

FEATURES
- Rubber sleeve on handle for better comfort
- Delivered with 2 sets of needles:
- 19 x 1/8" (3 mm) for standard usage and 29 x 5/64 " (2 mm) for finer usage

BENEFITS
- Great for rust removal on chassis
- Great cleaning up steel wheel drums
- Ideal for surface clean-up work

CP0951

12 x 1/8" (3)

CP0952

Similar features as CP0951 with pistol grip

INDUSTRIAL MAINTENANCE NEEDLE SCALERS

FEATURES
- Straight needle scaler for industrial maintenance application
- Superior design with internal spring components provides greater durability
- Needle capacity 12 x 1/8" (3 mm)

BENEFITS
- High durability
- Low vibration and comfort with soft grip
- Ideal tool for de-rusting and de-painting

See accessories on pages 174-181

GENERAL MAINTENANCE | INDUSTRIAL MAINTENANCE & PRODUCTION | SUPER INDUSTRIAL

MODEL	PART NUMBER	BORE		STROKE		NEEDLE CAPACITY	BLOWS PER MINUTE	POWER	AIR CONS. @LOAD		WEIGHT		LENGTH		VIBRATION LEVEL ISO 28927 (M/S2)		SOUND PRESS.	SOUND POWER	AIR INLET
		in.	mm	in.	mm	(Qty x Ø)	blows/min	joule	cfm	l/s	lb	kg	in.	mm	a	K	ISO 15744 - dB(A)		in.
CP7115	894 107 1150	0.5	14	1.3	32	12 x 1/8 (3)	4,000	2.2	4.1	2.0	2.9	1.3	11.4	290	11.4	1.6	99	110	1/4
CP7125	894 107 1250	1.0	21	1.3	33.5	19 x 1/8 (3)	4,000	5.0	4.6	2.2	6.2	2.8	12.8	325	19.2	2.4	105	116	1/4
CP0951	T022306	0.9	23.8	1.1	28.6	12 x 1/8 (3)	4,000	4.8	9.6	4.5	6.0	2.7	9.3	237	9.2	2.9	90	101	3/8
CP0952	T019191	0.8	23.8	1.1	28.6	23 x 1/8 (3)	4,000	4.8	7.1	3.3	5.2	2.4	9.7	245	15.4	4.3	92	103	3/8

All models: Hose int. 3/8" (10mm) - @90 PSI (@6.3 Bar)

Listed specifications are for reference only. Please check documents in each tool or on www.cp.com

CP0456-LASAN

HEAVY INDUSTRIAL NEEDLE SCALER

FEATURES

- Quick change collar retainer
- Very robust construction with steel housing

BENEFITS

- Highest durability on needle scalers
- Heavy duty for very intensive use

CP0456-LASAN

CP0456-LESAR

Same features as CP0456-LASAN with weld flux chisel

Needle Scalers

CP7120

19 x 1/8" (3)

NEEDLE SCALER/CHISEL

FEATURES

- General maintenance needle scaler easily converts to a weld flux chipping hammer
- Quick change chisel retainer
- Adjustable sleeve, 19 x 1/8" (3 mm) steel needles and 1.37" (35 mm) width chisel with high resistance to wear

BENEFITS

- Easily converts into a chipping hammer
- Durable and economical solution
- Ideal for surface preparation work

CP9356NS

19 x 1/8" (3)

CP9356WF

Same features as CP9356NS with weld flux chisel

NEEDLE SCALER

FEATURES

- Straight needle scaler for industrial maintenance and production applications
- Versatile design with good durability
- Needle capacity 19 x 1/8" (3 mm)

BENEFITS

- Sturdy and simple design for wide range of applications
- Easily converts to weld flux chipping hammer
- Ideal tool for rust and paint removal

See accessories on pages 174-181

GENERAL MAINTENANCE | INDUSTRIAL MAINTENANCE & PRODUCTION | SUPER INDUSTRIAL

MODEL	PART NUMBER	BORE		STROKE		NEEDLE CAPACITY	BLOWS PER MINUTE	POWER	AIR CONS. @LOAD		WEIGHT		LENGTH		VIBRATION LEVEL ISO 28927 (M/S2)		SOUND PRESS.	SOUND POWER	AIR INLET
		in.	mm	in.	mm	(Qty x Ø)	blows/min	joule	cfm	l/s	lb	kg	in.	mm	a	K	ISO 15744 - dB(A)		in.
CP0456-LASAN	T013049	0.9	23.8	1	25.4	19 x 1/8 (3)	4,300	4.3	13.9	6.6	6.0	2.7	16.3	413	16.8	3.2	97	108	1/4
CP0456-LESAR	T013046	0.9	23.8	1	25.4	19 x 1/8 (3)	4,300	4.3	10.0	4.7	3.5	1.6	8.6	219	25.7	5.0	95	106	1/4
CP7120	894 107 1200	1.0	25	1.2	28.4	19 x 1/8 (3)	4,800	5.3	15.5	7.4	6.2	2.8	18.0	457	11.4	3.4	99	110	1/4
CP9356NS	T022165	1.0	25.4	1.1	28.6	19 x 1/8 (3)	4,600	5.5	10.2	4.8	6.0	2.2	17.5	445	17.3	3.4	90	101	3/8
CP9356WF	T021959	1.0	25.4	1.1	28.6	19 x 1/8 (3)	4,600	5.5	10.2	4.8	3.7	1.7	9.4	238	21.3	8.0	90	101	3/8

All models: Hose int. 3/8" (10mm) - @90 PSI (@6.3 Bar)

Listed specifications are for reference only. Please check documents in each tool or on www.cp.com

Needle Scalers

B15M ★★★

12 x 1/8" (3)

NEEDLE SCALER

FEATURES
- Straight chipping hammer
- Lightweight and compact
- Possible to convert into 29 x 5/64" (2 mm)

BENEFITS
- Great accessibility for hard to reach areas
- One hand operation
- Adjustable barrel extends needle life

B18M ★★★

12 x 1/8" (3)

NEEDLE SCALER

B16M

Same features as B18M with straight shape

FEATURES
- Cushion grip for better operator comfort
- Good power/weight ratio
- Easy to change to chipping hammer

BENEFITS
- Great size and power guarantees comfort to the operator in a wide range of applications
- Adjustable barrel extends needle life
- Great durability on all industrial maintenance and production applications

B19M ★★★

28 x 1/8" (3)

NEEDLE SCALER

FEATURES
- Cushion grip for better operator comfort
- Suitable for very intensive use
- Possible to convert into 19 x 5/32" (4 mm) or 65 x 5/64" (2 mm)

BENEFITS
- Robust construction and power allows for very intensive use
- Adjustable barrel extends needle life

B21M ★★★

35 x 5/32" (4)

NEEDLE SCALER

FEATURES
- Cushion grip for better operator comfort
- Highest power on the range
- Possible to convert into 49 x 1/8" (3 mm)

BENEFITS
- High material removal rate
- Semi pistol design increases ergonomics for the high power output
- Adjustable barrel extends needle life

See accessories on pages 174-181

★ GENERAL MAINTENANCE ★★ INDUSTRIAL MAINTENANCE & PRODUCTION ★★★ SUPER INDUSTRIAL

MODEL	PART NUMBER	BORE		STROKE		NEEDLE CAPACITY	BLOWS PER MINUTE	POWER	AIR CONS. @LOAD		WEIGHT		LENGTH		VIBRATION LEVEL ISO 28927 (M/S2)		SOUND PRESS.	SOUND POWER	AIR INLET
		in.	mm	in.	mm	(Qty x Ø)	blows/min	joule	cfm	l/s	lb	kg	in.	mm	a	K	ISO 15744 - dB(A)		in.
B15M	615 174 0240	0.7	18	1.2	30	12 x 1/8 (3)	3,800	2.9	3.0	1.4	3.5	1.6	13.2	335	10.6	6.3	97	108	1/4
B16M	615 174 0260	0.9	23.5	1.4	35.6	19 x 1/8 (3)	3,000	5.8	5.5	2.6	5.7	2.6	14.4	366	12.5	7.5	100	111	1/4
B18M	615 174 0280	0.9	23.5	1.4	35.6	19 x 1/8 (3)	3,000	5.8	5.5	2.6	5.7	2.6	12.4	315	19.1	5.7	100	111	1/4
B19M	615 174 0320	1.1	28.6	1.5	39	28 x 1/8 (3)	2,200	9.5	8.0	3.8	8.2	3.7	13.5	342	16.9	10.3	101	112	1/4
B21M	615 174 0410	1.3	33	1-15/16	49.2	35 x 5/32 (4)	2,200	15.9	8.5	4.0	12.4	5.6	19.1	484	31.5	6.7	104	115	1/4

All models: Hose int. 3/8" (10mm) - @90 PSI (@6.3 Bar)

Listed specifications are for reference only. Please check documents in each tool or on www.cp.com

B18MV ★★★

19 x 1/8" (3)

VIBRATION-DAMPED NEEDLE SCALER

FEATURES

- Pistol vibration-damped needle scaler
- Good power/weight ratio
- Great durability on all industrial maintenance applications

BENEFITS

- Perfect tools for long hours of operations
- Cover a wide range of applications
- Adjustable barrel extends needle life

B18MV

See accessories on pages 174-181

Needle Scalers

B16MV ★★★

19 x 1/8" (3)

VIBRATION-DAMPED STRAIGHT NEEDLE SCALER

FEATURES

- Straight vibration-damped needle scaler
- Good power/weight ratio
- Great durability on all industrial maintenance applications

BENEFITS

- Ideal for long hours of operation
- One hand operation
- Adjustable barrel extends needle life

B19MV ★★★

28 x 1/8" (3)

VIBRATION-DAMPED NEEDLE SCALER

FEATURES

- Pistol vibration-damped needle scaler
- Cushion grip for better operator comfort
- Suitable for very intensive use

BENEFITS

- Ideal for long hours of operation
- Heavy duty chipping hammer for very intensive use
- Adjustable barrel extends needle life

★ GENERAL MAINTENANCE ★★ INDUSTRIAL MAINTENANCE & PRODUCTION ★★★ SUPER INDUSTRIAL

MODEL	PART NUMBER	BORE		STROKE		NEEDLE CAPACITY	BLOWS PER MINUTE	POWER	AIR CONS. @LOAD		WEIGHT		LENGTH		VIBRATION LEVEL ISO 28927 (M/S2)		SOUND PRESS.	SOUND POWER	AIR INLET
		in.	mm	in.	mm	(Qty x Ø)	blows/min	joule	cfm	l/s	lb	kg	in.	mm	a	K	ISO 15744 - dB(A)		in.
B16MV	615 174 0500	0.9	23.5	0.4	11	19 x 1/8 (3)	2,400	1.8	5.1	2.4	5.3	2.4	14.2	360	4.8	2.2	86	97	1/4
B18MV	615 174 0520	0.9	23.5	0.4	11	19 x 1/8 (3)	2,400	1.8	4.2	2.0	5.9	2.7	13.4	340	5.0	1.9	86	97	1/4
B19MV	615 174 0540	1.4	34.4	0.8	20	28 x 1/8 (3)	3,000	7.0	4.4	2.1	7.9	3.6	14.8	375	4.6	1.7	88	99	1/4

All models: Hose int. 3/8" (10mm) - @90 PSI (@6.3 Bar)

Listed specifications are for reference only. Please check documents in each tool or on www.cp.com

Percussive tools

CP7111

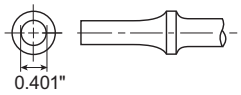

PISTOL GRIP HAMMER

CP7111H
Same features as CP7111 with hexagonal shank

CP7111 Kit
See details on page 181

CP7111H Kit
See details page 181

FEATURES
- Standard .401" round shank
- Easy change retainer for quick accessory change

BENEFITS
- Versatile and cost effective
- Fast cutting action
- Designed for all general work

CP714

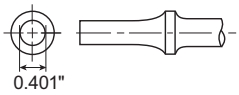

DURABILITY & PRECISION

CP714 K
See details on page 181

FEATURES
- Positive action trigger for precise control
- Speed regulator
- Ergonomic oriented handle

BENEFITS
- High durability
- Operator comfort
- Versatile, handling different type of environments

CP717

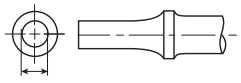

POWER & DURABILITY

CP717K
See details on page 181

FEATURES
- Standard .498" round shank
- High power air hammer
- Positive action trigger

BENEFITS
- Power and precision
- Flexible operating positions
- Ideal tool for deep cutting, bolt riveting and super-duty applications

CP716

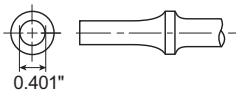

CHIPPING HAMMER

FEATURES
- High power with teasing throttle for precise control
- Single-piece barrel for easy maintenance
- Standard .401" round shank

BENEFITS
- Great control and operation allows for wide variety of applications
- High durability due to simple robust design

See accessories on pages 174-181

GENERAL MAINTENANCE | INDUSTRIAL MAINTENANCE & PRODUCTION | SUPER INDUSTRIAL

MODEL	PART NUMBER	BORE		STROKE		SHANK			BLOWS PER MINUTE	POWER	AIR CONS. @LOAD		WEIGHT		LENGTH		VIBRATION LEVEL ISO 28927 (M/S2)		SOUND PRESS.	SOUND POWER	AIR INLET
		in.	mm	in.	mm	shape	in.	mm	blows/min	joule	cfm	l/s	lb	kg	in.	mm	a	K	ISO 15744 - dB(A)		in.
CP7111	894 107 1110	0.8	19	2.6	67	Round	0.401	10.2	3,000	7.2	25.0	11.8	3.5	1.6	6.7	171	6.3	3.1	100	111	1/4
CP7111H	894 107 1111	0.8	19	2.6	67	Hexagonal	0.401	10.2	3,000	7.2	25.0	11.8	3.5	1.6	6.7	171	11.0	4.6	100	111	1/4
CP714	T012735	0.6	14	3.5	80	Round	0.401	10.2	2,000	4.7	8.5	4.0	3.3	1.5	7.5	190	13.2	5.8	95	106	1/4
CP716	T025348	0.8	19	2.3	58	Round	0.401	10.2	3,500	6.2	14.0	6.6	3.5	1.6	7.5	190	5.5	1.9	103	114	1/4
CP717	T020120	0.8	19	2.7	68	Round	0.498	12.7	1,800	7.3	12.5	5.9	4.8	2.2	7.5	190	20.4	6.2	94	105	1/4

All models: Hose int. 3/8" (10mm) - @90 PSI (@6.3 Bar)

Listed specifications are for reference only. Please check documents in each tool or on www.cp.com

Percussive tools

RA1BL

SMALL & EFFICIENT

RA1

Same features as RA1BL with round shank

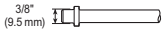

FEATURES
- Lightweight and compact pistol scaler
- Very small and robust construction

BENEFITS
- Good for work on small areas

RA2H

POWERFUL PISTOL SCALER

RA2C

Same features as RA2H with round 19/32" shank

FEATURES
- High power pistol scaler
- Robust steel construction

BENEFITS
- Very high power to weight ratio

GV5

POWERFUL PNEUMATIC HAMMER

FEATURES
- Pneumatic Hammer for heavy industrial application
- Safety lever furnished
- Hexagonal 3/4" (19,2 mm) Shank

BENEFITS
- Sturdy design for heavy applications
- Powerful and durable
- Ideal tool for heavy chipping or cutting applications

See accessories on pages 174-181

GENERAL MAINTENANCE | INDUSTRIAL MAINTENANCE & PRODUCTION | SUPER INDUSTRIAL

MODEL	PART NUMBER	BORE		STROKE		SHANK			BLOWS PER MINUTE	POWER	AIR CONS. @LOAD		WEIGHT		LENGTH		VIBRATION LEVEL ISO 28927 (M/S2)		SOUND PRESS.	SOUND POWER	AIR INLET
		in.	mm	in.	mm	shape	in.	mm	blows/min	joule	cfm	l/s	lb	kg	in.	mm	a	K	ISO 15744 - dB(A)		in.
RA1	615 174 0180	0.5	13	1.8	45	Round	3/8	9.5	4,000	2.3	7.0	3.0	2.4	1.1	7.5	190	6.8	2.5	89	100	1/4
RA1BL	615 174 0190	0.5	13	1.8	45	Flatnose	3/8	9.5	4,000	2.3	7.0	3.0	2.4	1.1	7.5	190	6.8	2.5	89	100	1/4
RA2C	615 174 0200	0.7	18	2.3	58	Round	19/32	15	3,500	5.6	9.7	4.6	4.4	2.0	8.3	210	10.7	3.4	91	102	1/4
RA2H	615 174 0210	0.7	18	2.3	58	Hexagonal	1/2	12.5	3,500	5.6	9.7	4.6	4.4	2.0	8.3	210	10.7	3.4	91	102	1/4
GV5	615 174 0170	1.1	28	2.1	52.5	Hexagonal	3/4	19	2,400	12.2	17.6	8.3	11.2	5.1	15.0	385	19.8	7.9	95	106	1/2

All models: Hose int. 3/8" (10mm) - @90 PSI (@6.3 Bar).
Exept B15B: 5/8" (8mm) & GV5: 1/2" (13mm)

Listed specifications are for reference only. Please check documents in each tool or on www.cp.com

Percussive tools

B15B ★★★

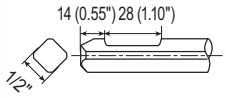

CHIPPER

FEATURES
- Straight chipping hammer
- Lightweight and Compact
- Easily converts to needle scaler

BENEFITS
- Great accessibility for hard to reach areas
- One hand operation
- Versatile tool

B18B ★★★

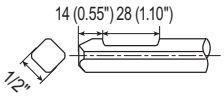

CHIPPER

B16B

Same features as B18B with straight shape

FEATURES
- Cushion grip for better operator comfort
- Good power/weight ratio
- Great durability on all industrial maintenance applications

BENEFITS
- Great size and power guarantees maximum comfort to the operator in a wide range of applications
- Easy to change to needle scalers

B19B ★★★

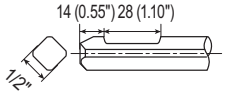

CHIPPER

B19B1

Same features as B19B with hexagonal 5/8" shank

FEATURES
- Cushion grip for better operator comfort
- Heavy duty chipping hammer
- Suitable for very intensive use

BENEFITS
- Robust construction and power allows to use on a very intensive use
- Easy to change to needle scalers

B21B ★★★

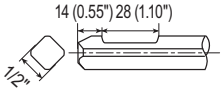

CHIPPER

FEATURES
- Cushion grip for better operator comfort
- Semi pistol chipping hammer
- Highest power in the range

BENEFITS
- Power to work on the toughest applications
- High material removal rate
- Semi pistol design increases ergonomics for the high power output

See accessories on pages 174-181

★ GENERAL MAINTENANCE ★★ INDUSTRIAL MAINTENANCE & PRODUCTION ★★★ SUPER INDUSTRIAL

MODEL	PART NUMBER	BORE		STROKE		SHANK			BLOWS PER MINUTE	POWER	AIR CONS. @LOAD		WEIGHT		LENGTH		VIBRATION LEVEL ISO 28927 (M/S2)		SOUND PRESS.	SOUND POWER	AIR INLET
		in.	mm	in.	mm	shape	in.	mm	blows/min	joule	cfm	l/s	lb	kg	in.	mm	a	K	ISO 15744 - dB(A)		in.
B15B	615 174 0230	0.7	18	1.2	30	Qtr Oct WF	1/2	12.7	3,800	2.9	3.0	1.4	3.3	1.5	7.9	201	12.0	3.8	86	97	1/4
B16B	615 174 0250	0.9	23.5	1.4	35.6	Qtr Oct WF	1/2	12.7	3,000	5.8	5.5	2.6	4.4	2.0	9.1	231	24.0	4.0	86	97	1/4
B18B	615 174 0270	0.9	23.5	1.4	35.6	Qtr Oct WF	1/2	12.7	3,000	5.8	5.5	2.6	4.4	2.0	6.8	173	25.0	5.0	86	97	1/4
B19B	615 174 0300	1.1	28.6	1.5	39	Qtr Oct WF	1/2	12.7	2,200	9.5	8.0	3.8	6.6	3.0	7.5	191	33.0	8.0	92	103	1/4
B19B1	615 174 0310	1.1	28.6	1.5	39	Hexagonal	5/8	15.9	2,200	9.5	8.0	3.8	6.6	3.0	8.6	218	33.0	8.0	92	103	1/4
B21B	615 174 0400	1.3	33	1-15/16	49.2	Qtr Oct WF	1/2	12.7	2,200	15.9	8.5	4.0	8.8	4.0	12.2	310	_	_	87	98	1/4

All models: Hose int. 3/8" (10mm) - @90 PSI (@6.3 Bar)

Listed specifications are for reference only. Please check documents in each tool or on www.cp.com

B18BV

VIBRATION-DAMPED CHIPPER

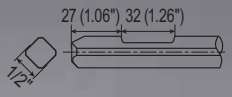

FEATURES

- Pistol vibration-damped needle scaler
- Good power/weight ratio
- Great durability on all industrial maintenance applications

BENEFITS

- Low vibration for smooth operation
- Perfect tools for long hours of operations
- Ideal for long hours of operation



Percussive tools

B16BV

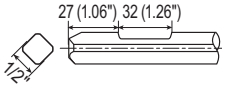

VIBRATION-DAMPED STRAIGHT CHIPPER

FEATURES

- Straight vibration-damped chipping hammer
- Good power/weight ratio
- Great durability on all industrial maintenance applications

BENEFITS

- Low vibration for smooth operation
- Ideal for long hours of operation
- One hand operation

B19BV

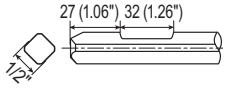

VIBRATION-DAMPED CHIPPER

FEATURES

- Pistol grip Vibration-damped needle scaler
- Cushion grip for better operator comfort
- Suitable for very intensive use

BENEFITS

- Low vibration for smooth operation
- Ideal for long hours of operation
- Heavy duty chipping hammer for very intensive use

See accessories on pages 174-181

GENERAL MAINTENANCE | INDUSTRIAL MAINTENANCE & PRODUCTION | SUPER INDUSTRIAL

MODEL	PART NUMBER	BORE		STROKE		SHANK			BLOWS PER MINUTE	POWER	AIR CONS. @LOAD		WEIGHT		LENGTH		VIBRATION LEVEL ISO 28927 (M/S2)		SOUND PRESS.	SOUND POWER	AIR INLET
		in.	mm	in.	mm	shape	in.	mm	blows/min	joule	cfm	l/s	lb	kg	in.	mm	a	K	ISO 15744 - dB(A)		in.
B16BV	615 174 0510	0.9	23.5	0.4	11	Qtr Oct WF	1/2	12.7	2,400	1.8	5.1	2.4	6.2	2.8	16.7	425	2.7	1.2	89	100	1/4
B18BV	615 174 0530	0.9	23.5	0.4	11	Qtr Oct WF	1/2	12.7	2,400	1.8	4.2	2.0	6.8	3.1	16.5	420	2.7	1.2	88	99	1/4
B19BV	615 174 0550	1.4	34.4	0.8	20	Qtr Oct WF	1/2	12.7	3,000	7.0	4.4	2.1	9.0	4.1	17.7	450	4.2	2.6	93	104	1/4

All models: Hose int. 3/8" (10mm) - @90 PSI (@6.3 Bar)

Listed specifications are for reference only. Please check documents in each tool or on www.cp.com

Percussive tools

B14A ★★★

PISTON SCALER, RAPID AND HARD-HITTING

FEATURES
- Single head piston scaler for versatile industrial applications
- Furnished tungsten carbide tipped cross bit

BENEFITS
- Light weight and easy to handle thanks to simple design
- Designed for versatile removal applications in both open and confined areas
- Ideal for removal of thick scale, heavy corrosion, and hard coatings

B23 ★★★

PISTON SCALER, RAPID AND HARD-HITTING

FEATURES
- Triple head piston scaler for heavy industrial application
- Includes tungsten carbide tipped cross bit
- Includes side handle to assist with aggressive material removal

BENEFITS
- Easy to handle thanks to simple design
- Designed for intensive removal applications
- Ideal for removal of thick scale, heavy corrosion, and hard coatings

See accessories on pages 174-181

★ GENERAL MAINTENANCE ★★ INDUSTRIAL MAINTENANCE & PRODUCTION ★★★ SUPER INDUSTRIAL

MODEL	PART NUMBER	BORE		STROKE		SHANK			BLOWS PER MINUTE	POWER	AIR CONS. @LOAD		WEIGHT		LENGTH		VIBRATION LEVEL ISO 28927 (M/S2)		SOUND PRESS.	SOUND POWER	AIR INLET
		in.	mm	in.	mm	shape	in.	mm	blows/min	joule	cfm	l/s	lb	kg	in.	mm	a	K	ISO 15744 - dB(A)		in.
B14A	615 174 0220	1.1	27	1	26.5	-	-	-	2,800	5.7	9.0	0.1	5.5	2.5	18.2	462	4.9	6.9	88	99	1/4
B23	615 174 0420	1.1	27	1	26.5	-	-	-	2,800	5.7	16.0	0.1	8.1	3.7	18.0	456	23.2	32.5	92	103	1/4

All models: Hose int. 3/8" (10mm) - @90 PSI (@6.3 Bar).

Listed specifications are for reference only. Please check documents in each tool or on www.cp.com

Percussive tools

The CP93 Series Benefits

DURABLE AND ROBUST

- Durability in demanding applications
- Secure grip for maximum safety
- Easy chisel replacement

CP9362-2R

FEATURES

- Compact dimensions gooseneck grip
- Adjustable steel exhaust deflector
- Easy chisel replacement design

NOT FOR CE MARKET

CP9362-2R

CP9362-2H

Same features as CP9362-2R with 12.6" (320 mm) and hexagonal shank

NOT FOR CE MARKET

See accessories on pages 174-181

CP9363-3R

NOT FOR CE MARKET

FEATURES

- Robust and ergonomic gooseneck grip
- Adjustable steel exhaust deflector
- Easy chisel replacement design

CP9363-1R/1H

Same features as CP9363-3R: 14" (355 mm) length and available in both round and hexagonal shanks

CP9363-2R/2H

Same features as CP9363-3R: 15.4" (390 mm) length and available in both round and hexagonal shanks

CP9363-3H

Same features as CP9363-3R: 17.3" (440 mm) length and hexagonal shank

CP9363-4R/4H

Same features as CP9363-3R: 18.5" (470 mm) length and available in both round and hexagonal shanks

NOT FOR CE MARKET

GENERAL MAINTENANCE | INDUSTRIAL MAINTENANCE & PRODUCTION | SUPER INDUSTRIAL

MODEL	PART NUMBER	BORE		STROKE		SHANK			BLOWS PER MINUTE	POWER	AIR CONS. @LOAD		WEIGHT		LENGTH		VIBRATION LEVEL ISO 28927 (M/S2)		SOUND PRESS.	SOUND POWER	AIR INLET
		in.	mm	in.	mm	shape	in.	mm	blows/min	joule	cfm	l/s	lb	kg	in.	mm	a	K	ISO 15744 - dB(A)		in.
CP9362-2R	615 161 2010	0.9	22	1.8	44	Round	.680	17.2	2,800	6.3	23.0	10.9	7.4	3.4	12.6	320	10.0	2.7	98.3	109	3/8
CP9362-2H	615 161 2020	0.9	22	1.8	44	Hexagonal	.580	14.7	2,800	6.3	23.0	10.9	7.4	3.4	12.6	320	10.0	2.7	98.3	109	3/8
CP9363-1R	615 161 2030	1.1	29	1	25	Round	.680	17.2	2,750	6.2	28.0	13.2	15.0	6.8	14.0	355	12.8	2.8	102,8	114	3/8
CP9363-1H	615 161 2040	1.1	29	1	25	Hexagonal	.580	14.2	2,750	6.2	28.0	13.2	15.0	6.8	14.0	355	12.8	2.8	102,8	114	3/8
CP9363-2R	615 161 2050	1.1	29	2	51	Round	.680	17.2	2,100	12.7	30.0	14.0	16.2	7.4	15.4	390	13.8	2.9	101,3	112	3/8
CP9363-2H	615 161 2060	1.1	29	2	51	Hexagonal	.580	14.2	2,100	12.7	30.0	14.0	16.2	7.4	15.4	390	13.8	2.9	101,3	112	3/8
CP9363-3R	615 161 2070	1.1	29	2.5	64	Round	.680	17.2	1,750	16.0	32.0	15.0	16.9	7.7	17.3	440	14.4	3.1	103,7	115	3/8
CP9363-3H	615 161 2080	1.1	29	2.5	64	Hexagonal	.580	14.2	1,750	16.0	32.0	15.0	16.9	7.7	17.3	440	14.4	3.1	103,7	115	3/8
CP9363-4R	615 161 2090	1.1	29	4	102	Round	.680	17.2	1,600	25.5	33.0	15.7	18.4	8.4	18.5	470	16.2	3.3	104,1	115	3/8
CP9363-4H	615 161 2100	1.1	29	4	102	Hexagonal	.580	14.2	1,600	25.5	33.0	15.7	18.4	8.4	18.5	470	16.2	3.3	104,1	115	3/8

All models: Hose int. 3/8" (10mm) - @90 PSI (@6.3 Bar)

Listed specifications are for reference only. Please check documents in each tool or on www.cp.com

Percussive tools

CP9373-2R/2H

Same features as CP9373-3R with 14.6" (370 mm) long and available in both round and hexagonal shanks

CP9373-3H

Same features as CP9373-3R with 15.7" (400 mm) and hexagonal shank

CP9373-4R/4H

Same features as CP9373-3R with 16.7" (425 mm) long and available in both round and hexagonal shanks

NOT FOR CE MARKET

CHISEL PROFILES

- Castings cleaning, deburring
- Scaling applications
- Weld flux chipping
- Rivet busting
- Concrete mixers cleaning

CP93..-.H (HEXAGONAL SHANK) OVAL COLLAR

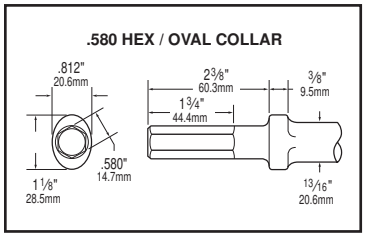

CP93..-.R (ROUND SHANK) OVAL COLLAR

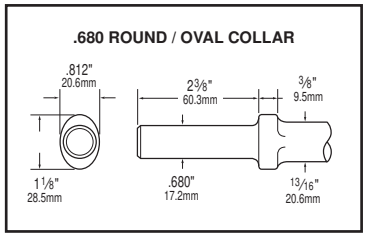

CP9373-3R ★★★

FEATURES

- Secure and durable D-handle grip
- Heavy duty 4 bolt construction
- Rubber exhaust deflector

NOT FOR CE MARKET

CP9373-3R

See accessories on pages 174-181

★ GENERAL MAINTENANCE ★★ INDUSTRIAL MAINTENANCE & PRODUCTION ★★★ SUPER INDUSTRIAL

MODEL	PART NUMBER	BORE		STROKE		SHANK			BLOWS PER MINUTE	POWER	AIR CONS. @LOAD		WEIGHT		LENGTH		VIBRATION LEVEL ISO 28927 (M/S2)		SOUND PRESS.	SOUND POWER	AIR INLET
		in.	mm	in.	mm	shape	in.	mm	blows/min	joule	cfm	l/s	lb	kg	in.	mm	a	K	ISO 15744 - dB(A)		in.
CP9373-2R	615 161 2110	1.1	29	2	51	Round	.680	17.2	2,600	12.7	30.0	14.0	17.9	8.2	14.6	370	12.4	3.9	99,6	111	7/8
CP9373-2H	615 161 2120	1.1	29	2	51	Hexagonal	.580	14.2	2,600	12.7	30.0	14.0	17.9	8.2	14.6	370	12.4	3.9	99,6	111	7/8
CP9373-3R	615 161 2130	1.1	29	2.5	64	Round	.680	17.2	2,150	16.0	31.0	14.9	19.3	8.8	15.7	400	13.7	3.1	99,3	110	7/8
CP9373-3H	615 161 2140	1.1	29	2.5	64	Hexagonal	.580	14.2	2,150	16.0	31.0	14.9	19.3	8.8	15.7	400	13.7	3.1	99,3	110	7/8
CP9373-4R	615 161 2150	1.1	29	4	102	Round	.680	17.2	1,700	25.5	33.0	15.7	20.1	9.2	16.7	425	14.3	2.9	99,9	111	7/8
CP9373-4H	615 161 2160	1.1	29	4	102	Hexagonal	.580	14.2	1,700	25.5	33.0	15.7	20.1	9.2	16.7	425	14.3	2.9	99,9	111	7/8

All models: Hose int. 3/8" (10mm) - @90 PSI (@6.3 Bar)

Listed specifications are for reference only. Please check documents in each tool or on www.cp.com

B20

LONG REACH SCALER

FEATURES

- Long reach scaler, 55.1" (1,400 mm)
- Hexagonal shank 5/8"

BENEFITS

- Three tools in one: chipping, scraping and de-scaling using a wide range of accessories
- High efficiency, with low air consumption
- Ideal for chipping, scraping, de-scaling

B20

B20-00

Flexible and low air consumption

B20-0

Handy handle length 43.3" (1,100 mm) covers all basic applications

B20-1

Longest reach handle 68" (1,730 mm) enables the widest range of scaling work

B20L

Aluminum body to reduce weight

B20L-1

Lightweight and suitable for vertical work

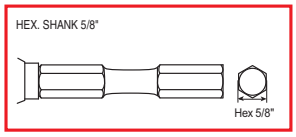



See accessories on pages 174-181

GENERAL MAINTENANCE | INDUSTRIAL MAINTENANCE & PRODUCTION | SUPER INDUSTRIAL

MODEL	PART NUMBER	BORE		STROKE		SHANK			BLOWS PER MINUTE	POWER	AIR CONS. @LOAD		WEIGHT		LENGTH		VIBRATION LEVEL ISO 28927 (M/S2)		SOUND PRESS.	SOUND POWER	AIR INLET
		in.	mm	in.	mm	shape	in.	mm	blows/min	joule	cfm	l/s	lb	kg	in.	mm	a	K	ISO 15744 - dB(A)		in.
B20	615 174 0340	1.1	28.6	1.4	39	Hexagonal	5/8	15.9	2,200	9.5	4.5	2.1	12.2	5.5	55.1	1400	13.1	18.3	86	97	1/4
B20-0	615 174 0350	1.1	28.6	1.4	39	Hexagonal	5/8	15.9	2,200	9.5	5.5	2.1	10.8	4.9	43.3	1100	16.6	23.2	83	94	1/4
B20-00	615 174 0360	1.1	28.6	1.4	39	Hexagonal	5/8	15.9	2,200	9.5	6.5	2.1	8.2	3.7	28.0	710	20.5	28.7	84	95	1/4
B20-1	615 174 0370	1.1	28.6	1.4	39	Hexagonal	5/8	15.9	2,200	9.5	7.5	2.1	13.5	6.1	68.1	1730	14.2	19.9	84	95	1/4
B20L	615 174 0380	1.1	28.6	1.4	39	Hexagonal	5/8	15.9	2,200	9.5	8.5	2.1	7.5	3.4	55.5	1410	21.2	29.6	86	97	1/4
B20L-1	615 174 0390	1.1	28.6	1.4	39	Hexagonal	5/8	15.9	2,200	9.5	9.5	2.1	8.4	9.4	67.3	1710	19.8	27.7	84	95	1/4

All models: Hose int. 3/8" (10mm) - @90 PSI (@6.3 Bar)

Listed specifications are for reference only. Please check documents in each tool or on www.cp.com

Bench Sand Rammers

CP0200B18-2F ★★★

COMPACT AND LIGHTWEIGHT

FEATURES
- High effiency due to the high bpm
- Extra durability due to heat treated parts
- Safety lever included

BENEFITS
- Ideal for foundry applications
- Comfortable operation and high production
- Bench rammers used for casting sand in cylinders and large molds

CP0200B22-2F/B25-2F

Same features as CP0200B18-2F and available in both 0.9" (22 mm) / 1" (25.4 mm) bores

CP0200B18/B22/B25

Same features as CP0200B18-2F and available in both 0.7" (18 mm) / 1" (25.4 mm) bores without safety lever

Floor Sand Rammers

CP0200B18L-2F ★★★

HEAVY COMPRESSING APPLICATION

FEATURES
- Powerful yet lightweight rammers
- Extended models for comfortable use
- Safety lever included

BENEFITS
- Ideal for foundry applications
- Floor rammer to be used in standing position to compact sand at floor level

CP0200B22L-2F/B25L-2F/B32L-2F

Same features as CP0200B18L-2F and available in both 0.9" (22 mm) / 1" (25 mm) / 1.3" (32 mm) bores

CP0200B18L/22L/B25L/B32L

Same features as CP0200B18L-2F and available in both 0.7" (18 mm) / 0.9" (22 mm) / 1.3" (32 mm) bores but without safety lever

See accessories on pages 174-181

★ GENERAL MAINTENANCE ★★ INDUSTRIAL MAINTENANCE & PRODUCTION ★★★ SUPER INDUSTRIAL

MODEL	PART NUMBER	BLOWS PER MINUTE	POWER	BORE		STROKE		BUTT DIAMETER		LENGTH		WEIGHT		AIR CONSUMPTION @LOAD		AIR INLET	INNER HOSE DIA.		SOUND PRESS.	SOUND POWER	VIBRATION LEVEL ISO 28927 (M/S2)	
		bpm	joule	in.	mm	in.	mm	in.	mm	in.	mm	lb	kg	cfm	l/s	in.	in.	mm	ISO 15744 - dB(A)		a	K
CP0200B18	615 161 8010	1,800	5.6	0.7	18	2	50	1.61	41	11.0	280	3.3	1.5	14.1	6.7	1/4	3/8	10	95	106	19.4	5.9
CP0200B18-2F	615 161 8020	1,800	5.6	0.7	18	2	50	1.61	41	11.0	280	3.3	1.5	14.1	6.7	1/4	3/8	10	95	106	19.4	5.9
CP0200B18L	615 161 8080	1,800	5.6	0.7	18	2	50	1.61	41	22.0	558	4.4	2.0	14.1	6.7	1/4	3/8	10	95	106	13.9	4.2
CP0200B18L-2F	615 161 8090	1,800	5.6	0.7	18	2	50	1.61	41	22.0	558	4.4	2.0	14.1	6.7	1/4	3/8	10	95	106	13.9	4.2
CP0200B22	615 161 8030	1,020	9.2	0.9	22	2.5	64	2.01	51	13.8	350	6.6	3.0	17.7	8.4	3/8	3/8	10	95	106	19.4	6.1
CP0200B22-2F	615 161 8040	1,020	9.2	0.9	22	2.5	64	2.01	51	13.8	350	6.6	3.0	17.7	8.4	3/8	3/8	10	95	106	19.4	6.1
CP0200B22L	615 161 8100	1,020	9.2	0.9	22	2.5	64	2.01	51	24.9	633	7.2	3.3	17.7	8.4	1/4	3/8	10	95	106	17.7	5.4
CP0200B22L-2F	615 161 8110	1,020	9.2	0.9	22	2.5	64	2.01	51	24.9	633	7.2	3.3	17.7	8.4	1/4	3/8	10	95	106	17.7	5.4
CP0200B25	615 161 8050	780	15.9	1.0	25.4	3.3	83	2.64	67	19.9	506	12.1	5.5	24.7	11.7	3/8	1/2	13	95	106	24.3	7.6
CP0200B25-2F	615 161 8060	780	15.9	1.0	25.4	3.3	83	2.64	67	19.9	506	12.1	5.5	24.7	11.7	3/8	1/2	13	95	106	24.3	7.6
CP0200B25L	615 161 8120	780	15.9	1.0	25.4	3.3	83	2.64	67	41.0	1044	13.2	6.0	24.7	11.7	1/2	1/2	13	95	106	19.1	5.8
CP0200B25L-2F	615 161 8130	780	15.9	1.0	25.4	3.3	83	2.64	67	41.0	1044	13.2	6.0	24.7	11.7	1/2	1/2	13	95	106	19.1	5.8
CP0200B32L	615 161 8070	720	38.6	1.3	32	5	127	2.95	75	42.7	1087	22.0	10.0	28.3	13.4	1/2	1/2	13	95	106	26.0	7.8
CP0200B32L-2F	615 161 8140	720	38.6	1.3	32	5	127	2.95	75	42.7	1087	22.0	10.0	28.3	13.4	1/2	1/2	13	95	106	26.0	7.8

All models: Hose int. 3/8" (10mm) - @90 PSI (@6.3 Bar)
Exept B25, B32: 1/2" (13mm)

Listed specifications are for reference only. Please check documents in each tool or on www.cp.com

Accessories - Chipping

CHISELS

TYPE OF SHANK

Round .401"

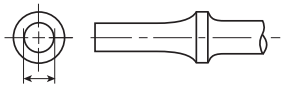

CP7111, CP714, CP716

Hex .401"

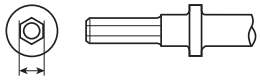

CP7111H

Round .498"

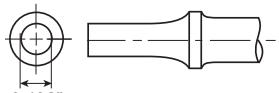

CP717

DRAWING	DESCRIPTION	LENGTH		WIDTH		SHANK		
		in	mm	in	mm	ROUND .401"	HEX .401"	ROUND .498"
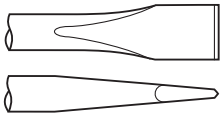	Flat Chisel	7	178	0.5	12.7	**A008542**		
		7	178	0.625	16			**A047073**
		7	178	0.75	19	**A046073**	**CA155786**	
		18	457	0.75	19	**A046080**		
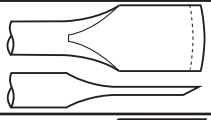	Undercoat Goo Scraper	6.5	165	1	25	**A046072**		
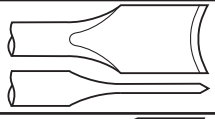	Spot Weld Splitter	7	178	1	25	**A046075**		
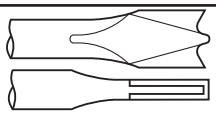	Twin Blade Panel Cutter	7	178	1	25	**A046071**		**A047071**
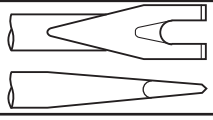	Nut Splitter	10	254	0.75	19	**A046044**		
	Rivet Cutter	6	152	0.75	19			**A047050**
		6,5	165	0.625	16	**A046050**	**CA155778**	
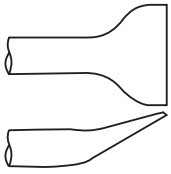	Angle Scaling	7	178	1.25	32	**A046063**	**CA155780**	**A047051**
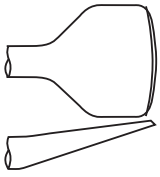	Scraper	6	152	1.75	44	**A133907**		
	Diamond Point	7	178	0.3	7.6	**A046064**	**CA155782**	
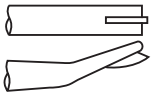	Edging Chisel	5.375	137	0.625	16	**A046076**		

Accessories - Chipping

CHISELS

TYPE OF SHANK

Round .401"

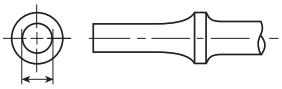

CP7111, CP714, CP716

Hex .401"

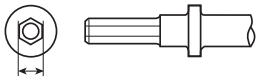

CP7111H

Round .498"

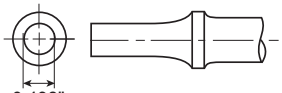

CP717

DRAWING	DESCRIPTION	LENGTH		WIDTH		SHANK		
		in	mm	in	mm	ROUND .401"	HEX .401"	ROUND .498"
	Blank Chisel* *Needs heat treatment	7	178	0.512	13	**A046074**	**CA155790**	
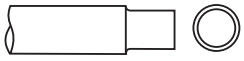	Straight Punch	7	178	0.498	12.5			**A047074**
	Tapered Punch	7	178	0.3	7.6			**A047078**
	Tapered Punch	7	178	0.1	2.5	**A046078**	**CA157107**	
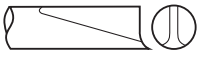	Bushing Splitter	7	178	-	-			**A047052**
	Tie Rod (Universal Joint)	4.25	108	0.625	16	**A046057**		**A047057**
	Rivet Removal	3.5	89	0.125	3	**A046087**		
		3.5	89	0.188	5	**A046088**		
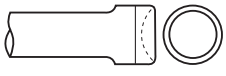	Rivet Removal	3.5	89	0.25	6	**A046089**		
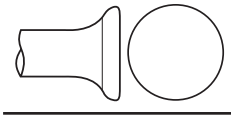	Smoothing Hammer	3	76	1.25	32	**A046090**		**A047091**
		3	76	1.75	44	**A046091**		
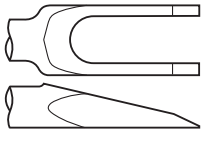	Separator Fork	7	178	0.75	19			**A047059**
		7	178	1.25	32			**A047061**

Accessories - Chipping

CHISELS

TYPE OF SHANK

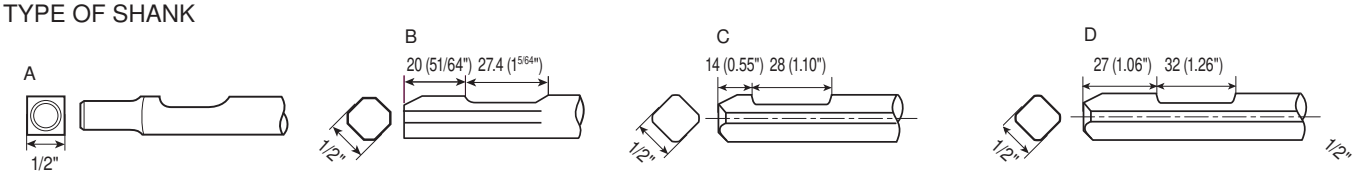

CP7120, CP9356 | CP0456 | B15B, B16B, B18B, B19B, B21B | B16BV, B18BV, B19BV

DRAWING	DESCRIPTION	LENGTH		WIDTH		SHANK			
		in	mm	in	mm	A	B	C	D
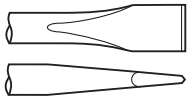	Flat Chisel	4	102	0.625	16	**WP123997**			
		7	178	0.75	19	**205 051 2803**		**615 804 4430**	**615 804 6180**
		7.5	191	0.625	16	**WP123996**			
		7.5	191	0.75	19		**P073225**		
		10	254	0.75	19				**615 804 6200**
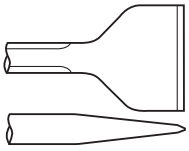	Wide Scaling	7	178	1.375	35	**WP123998**			
		7	178	2	50	**894 016 2308**		**615 003 9000 ATEX**	**615 804 6210 ATEX**
		7	178	2.5	64			**615 804 4450**	**615 804 6190**
		8.38	213	1.75	44		**P070982**		
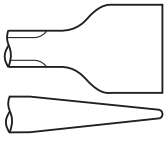	Rounded Point	3.75	95	1.25	32		**P072213**		
		9	229	1.25	32		**P084175**		
		12	305	1.25	32		**P084176**		
		18	457	1.25	32		**P084177**		
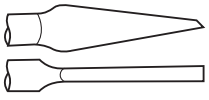	Cape Chisel	7	178	0.1	2,5		**P073224**		
		8	203	0.25	6			**615 804 0620**	
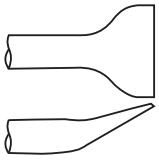	Angle Scaling	6.5	165	1.375	35	**205 049 9653**			
		7	178	1.375	35		**P084376**	**615 804 4440**	**615 804 6220**
	Diamond Point	7.5	191	0.25	6	**WP123995**	**P073223**		
	Blank Chisel* *Needs heat treatment	7	178	0.5	12.7	**WP123994**			
	Pointed Chisel	7	180	-	-	**205 051 2793**			

Accessories - Chipping

CHISELS

TYPE OF SHANK

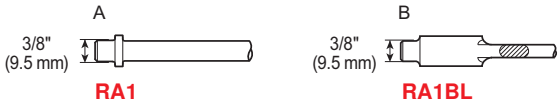

DRAWING	DESCRIPTION	LENGTH		WIDTH		SHANK	
		in	mm	in	mm	A	B
	Flat Chisel	5.7	145	0.25	6		**615 041 1140**
		5.9	150	0.375	9.5	**615 040 1150**	
		7.9	200	0.25	6		**615 041 1200**
	Blank Chisel* *Needs heat treatment	9.9	250	0.25	6	**615 804 4370**	
	Straight Chisel	9.9	250	0.25	6	**615 804 4380**	

TYPE OF SHANK

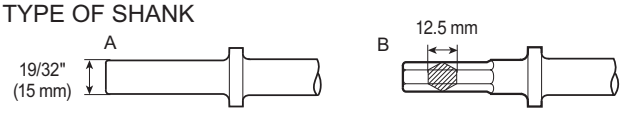

DRAWING	DESCRIPTION	LENGTH		WIDTH		SHANK	
		in	mm	in	mm	A	B
	Flat Chisel	7.3	185	0.625	16	**615 045 1180**	**615 046 1180**
		9.9	250	0.625	16	**615 804 0880**	**615 804 0890**
		12.2	310	0.625	16		**615 804 4310**
		19.7	500	0.625	16		**615 804 0900**
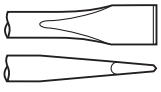	Flat Chisel	12.2	310	0.95	24		**615 804 4400**
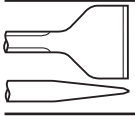	Wide Scaling	9.9	250	2	50		**615 804 4210**
	Blank Chisel* *Needs heat treatment	6.9	175	0.625	16		**615 046 0170**
		9.45	240	0.625	16		**615 046 0240**
	Pick Chisel	7.3	185		-	**615 045 2180**	**615 046 2180**
		9.9	250		-		**615 804 0920**
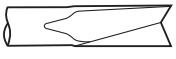	Blade Cutter	7.7	195	0.55	14		**615 046 9200**

Accessories - Chipping

CHISELS

TYPE OF SHANK

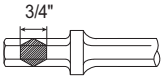

GV5

DRAWING	DESCRIPTION	LENGTH in	LENGTH mm	WIDTH in	WIDTH mm	SHANK A
	Flat Chisel	11.8	300	0.75	19	**615 804 0950**
		19.7	500	0.75	19	**615 804 0960**
	Pick Chisel	11.8	300		-	**615 804 0930**
		19.7	500		-	**615 804 0940**
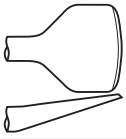	Scraper	9.9	250	2.4	60	**615 804 0970**

TYPE OF SHANK

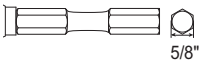

B20 series, B19B1

DRAWING	DESCRIPTION	LENGTH in	LENGTH mm	WIDTH in	WIDTH mm	SHANK A
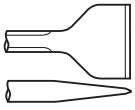	Flat Chisel	9	229	2	50	**615 002 9000 ATEX**
		9	229	2	50	**615 804 4420**
	Asphalt Cutter	8	203	4	100	**615 804 4410**
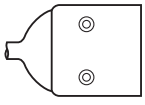	Scraper	-	-	4	102	**615 002 9010**
Blades for Scraper x5						**615 250 5270**
	Scraper	-	-	8	203	**615 002 9020**
Blades for Scraper x5						**615 250 5280**
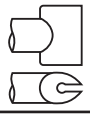	Comb Holder	8	203	-	-	**615 002 9030**
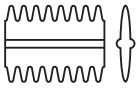	Comb Blades	-	-	1	25	**615 250 5390**

TYPE OF SHANK

CP93XX series

A .580 HEX / OVAL COLLAR

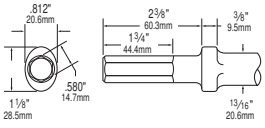

B .680 ROUND / OVAL COLLAR

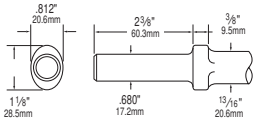

DRAWING	DESCRIPTION	LENGTH in	LENGTH mm	WIDTH in	WIDTH mm	SHANK A	SHANK B
	Pick Chisel	9	230	-	-	615 813 2170	615 813 2320
		12	305	-	-	615 813 2180	615 813 2330
		18	450	-	-	615 813 2190	615 813 2340
		24	610	-	-	615 813 2200	615 813 2350
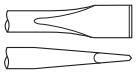	Flat Chisel	9	230	15/16	23,8	615 813 2210	615 813 2360
		12	305	15/16	23,8	615 813 2220	615 813 2370
		18	450	15/16	23,8	615 813 2230	615 813 2380
		24	610	15/16	23,8	615 813 2240	615 813 2390
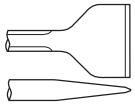	Wide Scaling	9	230	1 1/2	40	615 813 2250	615 813 2400
		12	305	1 1/2	40	615 813 2260	615 813 2410
		18	450	1 1/2	40	615 813 2270	615 813 2420
		9	230	2	50	615 813 2280	615 813 2430
		12	305	2	50	615 813 2290	615 813 2440
		18	450	2	50	615 813 2300	615 813 2450
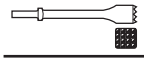	Bushing Tool	9.5	240	1 3/4 sq	44.5 sq	615 813 2310	615 813 2460

Accessories - Chipping

CHISELS

MODEL	ITEM	DESCRIPTION	PART NO.
CP9361	1	Anvil for use with chisels & blank	P054207
	2	Flat chisel	P054183
	3	Chisel blank	P054184
	4	Round nose chisel	P054182
	-	Carying case	P137979
B14/B23	8	Cross bit, conical shank (carbide tipped)	615 250 5450
	9	Side handle	615 576 5130
	.	Washer	615 746 5290

NEEDLES

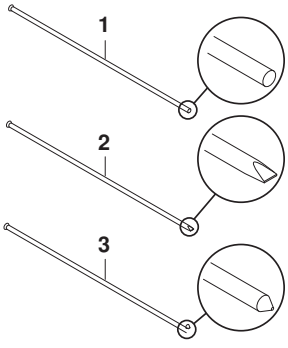

1 - Flat type : Light treatment and polishing effect

2 - Chisel Type : Light surface marking

3 - Pointed Type : Very hard scale

Anti spark needles. Cold Spark for use in potentially explosive areas.

Stainless Steel needles. For use in applications where corrosion or humidity presents a problem such as food processing industry

MODEL USED	TYPE	DIAMETER		LENGTH		QTY IN PACKAGE	PART NUMBER
		in.	mm	in	mm		
B15M, CP0951	1	1/8	3	7	178	12	NP123901
B19M, B19MV	1	1/8	3	7	178	28	NP123903
B19M, B21M	1	5/32	4	7	178	100	615 399 8180
	3	5/32	4	7	178	100	615 399 8220
CP7115	1	1/8	3	5	127	12	895 101 1498
CP7125, B15M	1	5/64	2	7	178	29	NP123905
CP7125, B15M, B16M, B18M, B19M	1	5/64	2	7	178	100	615 399 8160
CP0952	1	5/64	2	7	178	53	NP123906
CP7120, CP7125, B16M, B16MV, B18M, B18MV, CP0456, CP9356	1	1/8	3	5	127	19	P136403
CP7120, CP7125, B16M, B16MV, B18M, B18MV, CP0456, CP9356	1	1/8	3	7	178	19	894 015 9860
	1 (High grade steel)	1/8	3	7	178	19	P100146
	1 (Stainless steel)	1/8	3	7	178	19	P106454
CP7120, CP7125, B15M, B16M, B16MV, B18M, B18MV, B19M, B19MV, B21M, CP0456	1	1/8	3	7	178	100	615 399 8170
	1 (Anti-sparking)	1/8	3	7	178	100	894 017 1565
	1	1/8	3	7	178	250	NP137638
	2	1/8	3	7	178	100	615 399 8190
	3	1/8	3	7	178	100	615 399 8210
CP0952	1	1/8	3	7	178	23	NP123902

NEEDLE HOLDERS

The CP tools can use different types of needles to fit a wider range of applications

MODEL USED	CAPACITY		
	5/64" (2 mm)	1/8" (3 mm)	5/32" (4 mm)
B15M	615 250 5310 (Qty 29)	615 250 5210 (Qty 12)	
B16M	615 250 5320 (Qty 51)	615 250 5140 (Qty 19)	
B18M	615 250 5320 (Qty 51)	615 250 5140 (Qty 19)	
B19M	615 250 5430 (Qty 65)	615 250 5170 (Qty 28)	615 250 5330 (Qty 19)
B21M		615 250 5370 (Qty 49)	615 250 5290 (Qty 35)
CP7125	895 101 1512 (Qty 29)	895 101 1513 (Qty 19)	
CP0952	NP123918 (Qty 53)	NP123922 (Qty 23)	

RUBBER BUTTS FOR SAND RAMMERS

PART NUMBER	SIZE						MODEL
	D		d		H		
	in.	mm	in.	mm	in.	mm	
541 205 5532	2.0	51	0.46	11.8	2.36	60	CP0200-B18 Series
541 205 5534	2.0	51	0.54	13.75	2.36	60	CP0200-B22 Series
541 205 5535	2.64	67	0.68	17.25	3.15	80	CP0200-B25 Series
541 205 5536	2.95	75	0.74	18.75	3.62	92	CP0200-B32 Series

Accessories & Dimensions - Chipping

CHISEL RETAINERS

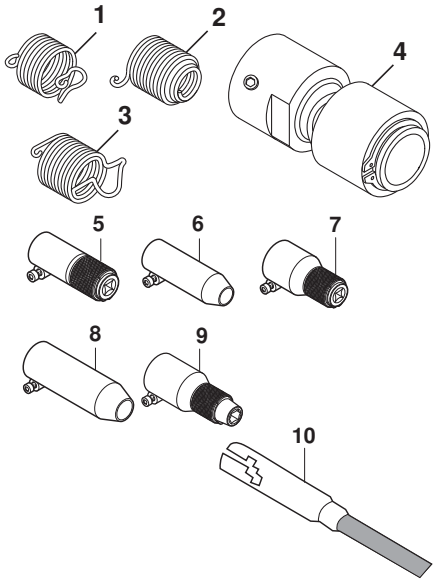

MODEL USED	TYPE	PART NUMBER	DESCRIPTION
B15B(M)	5	615 250 5240	1/2" Square Tool Retainer
	6	615 250 5230	Round adjustable sleeve
B16B(M) / B18B(M)	5	615 250 5250	1/2" Square Tool Retainer
B19B(M)	7	615 250 5380	1/2" Square Tool Retainer
	8	615 250 5190	Round adjustable sleeve
B19B1	9	615 250 5260	5/8" Hexagonal Tool Retainer
B21B(M)	7	615 250 5360	1/2" Square Tool Retainer
CP7111 / CP714	1	205 048 7413	Quick Change
	1	A046095	Heavy Duty Quick Change
	2	A046096	Bee hive
	3	205 052 5333	Zip Change
	3	A046094	Heavy Duty Zip Change made in USA
	4	894 015 8924	Posi Lock Quick Change
	4	A121721	Heavy Duty Posi Lock Quick Change made in USA
CP716	1	CA157640	Quick Change
CP717	1	A047095	Quick change retainer
	2	A047096	Bee hive
CP9356	10	P136983	Round Nose

DIMENSIONS

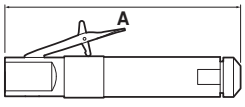

MODEL	A	
	in.	mm
B15B	8	201
B16B	9	231
B16BV	16.7	425
B15M	13.2	335
B16M	14.4	366
B16MV	14.2	360
CP0456 LASAN	16.3	413
CP0456 LESAR	8.6	219
CP0951	13.4	340
CP7115	11.4	290
CP7120	18	457
CP9356NS	9,4	238
CP9356WF	9.4	238

For B20 series dimensions, please see the specifications table p.160

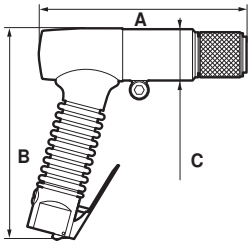

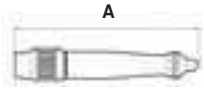

AIR SCRIBE	A	
	in.	mm
CP9160	5.8	127
CP9361	5.0	147

PISTOL SHAPE	A		B		C	
	in	mm	in	mm	in	mm
B18B	6.8	173	6,7	170	1.7	43
B18BV	16.5	420	7	180	2	50
B18M	12.4	315	6,7	170	1.9	48
B18MV	13.4	340	7	180	2	50
B19B	7.5	191	7	180	2	51
B19B1	8.6	218	7	180	2	51
B19BV	17.7	450	7	180	2.3	58
B19M	13.5	342	6,7	177	2.4	60
B19MV	14.8	375	7	180	2.3	58
B21B	12.2	310	6,5	165	2.4	60
B21M	19.0	484	6,5	165	2.6	66
CP0952	12.6	320	-	-	2.5	64
CP7111	7.5	190	5.7	145	1.6	40
CP7125	12.4	315	4.7	120	1.7	45
CP714	7.7	195	6.1	155	2	50
CP716	7.5	190	-	-	1.6	40
CP717	8.7	220	6.1	155	2.4	60
GV5	15.2	385	-	-	-	-
RA1	7.5	190	5,1	130	1.2	30
RA1BL	7.5	190	5,1	130	1.2	30
RA2C	8.3	210	5,9	150	1.6	40
RA2H	8.3	210	5,9	150	1.6	40

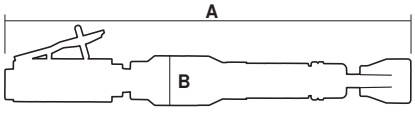

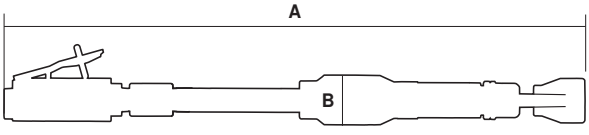

SAND RAMMERS	A		B	
	in	mm	in	mm
CP0200B18-2F	15.4-17.3	390-440	1.8	46
CP0200B18L-2F	21.3-23.3	542-592	1.8	46
CP0200B22-2F	18.3-20.8	465-529	2.0	50
CP0200B22L-2F	24.2-26.7	614-678	2.0	50
CP0200B25-2F	24.8-28-1	630-713	2.4	60
CP0200B25L-2F	40.9-44.1	1038-1121	2.4	60
CP0200B32L-2F	44.2-49.2	1123-1250	2.7	68

DIMENSIONS

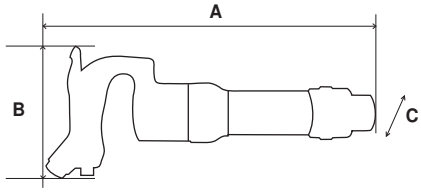

GOOSENECK HANDLE	A		B		C	
	in	mm	in	mm	in	mm
CP9362-2R/2H	12.6	320	5.9	150	2.4	62
CP9363-1R/1H	14.0	355	6.7	170	3	76
CP9363-2R/2H	15.4	390	6.7	170	3	76
CP9363-3R/3H	17.3	440	6.7	170	3	76
CP9363-4R/4H	18.5	470	6.7	170	3	76

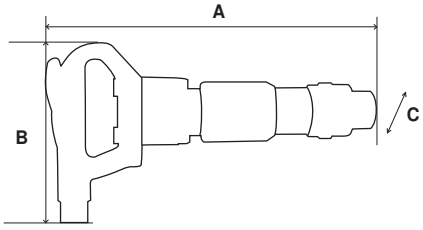

D-HANDLE	A		B		C	
	in	mm	in	mm	in	mm
CP9373-2R/2H	14.6	370	8.7	220	3.1	80
CP9373-3R/3H	15.7	400	8.7	220	3.1	80
CP9373-4R/4H	16.7	425	8.7	220	3.1	80

Kits

CP717 Kit

Part No. T025365

Kit Includes:
- **(1) Air Hammer CP717**
- (1) Twin blade panel cutter - A047071
- (1) Rivet cutter - A047050
- (1) 1-1/4" Smoothing Hammer - A047091
- (1) Straight punch - A047074

CP714 Kit

Part No. T025364

Kit Includes:
- **(1) Air Hammer CP714**
- (1) Flat chisel - A046073
- (1) Tapened chisel - A046078
- (1) Blank chisel - A046074
- (1) Twin blade panel cutter - A046071

CP9361-1

Part No. T011970

Kit includes:
- P043886 Air hose - 3/16" (5mm) bore - L: 8 ft (2.4m)
- P056381 Air Filter assembly
- P054177 Stylus - carbide tipped
- P054207 Anvil for use with chisels & blank
- P054183 Flat chisel
- P054184 Chisel blank
- P054182 Round nose chisel
- P137979 Carrying case

CP7111 Kit

Part No. 894 117 1110

Kit includes:
- **(1) Hammer CP7111**
- (1) Flat chisel - A046073
- (1) Tapened Puch - A046078
- (1) Spot weld splitter - A046075
- (1) Single blade panel cutter
- (1) Edging chisel
- (1) Quick change retainer - 205 048 7413
- (1) Oiler - 205 052 4123

CP7111HEX Kit

Part No. 894 117 1111

Kit includes:
- **(1) Hammer CP7111H**
- (1) Flat chisel - CA155786
- (1) Tapened Puch - CA157107
- (1) Spot weld splitter - CA155792
- (1) Single blade panel cutter
- (1) Edging chisel
- (1) Quick change retainer - 205 048 7413
- (1) Oiler - 205 052 4123

TUNE-UP KITS



MODEL	TUNE-UP KIT
CP0200B..(L)-2F	894 017 0210
CP7111/7111H	205 050 6823
CP7115	894 016 9996
CP7120	205 050 6933
CP7125	894 016 9838
CP9160	205 050 6913
CP9363-x	615 398 8300
CP9373-x	615 398 8310

Notes

CP ToolBox

Get the free CP ToolBox

Scan this QR code or visit http://qr.cp.com/app

Browse the complete CP product range in just a few taps.

Specifications, part breakdowns, manuals, and more at your fingertips. CP ToolBox offers comprehensive tool information anytime, even in locations without an internet connection.

SPECIALTY TOOLS

CP OFFERS A WIDE RANGE OF SPECIALTY TOOLS TO ENHANCE THE DEPTH OF ITS PRODUCT PORTFOLIO

- RIVETERS

- CAULKING GUNS



- ENGRAVING PENS

- SAWS

- TIRE BUFFERS

- HIGH SPEED CUTTERS

- NIBBLERS



- AIR FILES

- SHEARS

Riveting & Caulking

CP9883

3/16" 4.8mm rivet max capacity

80 dB(A) QUIET VERSION

LIGHTWEIGHT & STRONG

FEATURES
- Compact size 3/16" (4.8mm) max. capacity
- Heavy pulling: up to 1,900 lbs (865 kg)

BENEFITS
- Ideal for versatile applications
- Durable, reliable and easy to service
- Maximize operator comfort

CP9884

Similar features as CP9883 for longer rivet capacity: 1/4" (6.4 mm)

CP9885

Standard Cartridge: 2" x 8-1/2" (50 x 210 mm)

80 dB(A) QUIET VERSION

AIR CAULKING GUN

AIR FLOW REGULATOR INCLUDED

FEATURES
- Durable lightweight design
- Trigger controlled material flow
- Accepts standard cartridges: 2" x 8-1/2" (50x210 mm)

BENEFITS
- Labor time saving
- Easy to handle
- Operator comfort

CP9882

3/16" 4.8mm rivet max capacity

80 dB(A) QUIET VERSION

EASY-TO-USE & RELIABLE

FEATURES
- Compact size 3/16" (4.8 mm) max. capacity
- For rivets in Aluminum, copper and softer materials

BENEFITS
- Simple construction for easy maintenance
- Great for trailer panels, number plates, and any type of panels maintenance

See accessories on pages 189

GENERAL MAINTENANCE | INDUSTRIAL MAINTENANCE & PRODUCTION | SUPER INDUSTRIAL

MODEL	PART NUMBER	MAX AXIAL PULLING LOAD		AIR CONS @LOAD		LENGTH		NET WEIGHT		VIBRATION LEVEL ISO 8662-12 (M/S2)		SOUND PRESSURE	SOUND POWER	AIR INLET
		lb@85psi	kg	cfm	l/s	in.	mm	lb	kg	a	k	ISO 15744 - dB(A)		in.
CP9882	894 109 8820	2,200	1,000	4.0	1.9	8.9	225	3.3	1.5	<2.5	-	62	73	1/4
CP9883	894 109 8830	1,900	865	4.5	2.1	11.8	300	3.2	1.5	<2.5	-	55	66	1/4
CP9884	894 109 8840	3,530	1,600	9.0	4.3	12.2	310	4.2	1.9	<2.5	-	56	67	1/4
CP9885	615 197 9885	-	-	16.8	8.0	10.1	270	2.3	1.0	<2.5	-	71	82	1/4

All models: Hose int. 3/8" (9.5mm) - @90 PSI (@6.3 Bar)

Listed specifications are for reference only. Please check documents in each tool or on www.cp.com

Engraving

CP9160

80 dB(A) QUIET VERSION

ENGRAVING PEN

FEATURES
- Very quiet engraving pen with an integrated 6.5 ft (2 m) hose
- High blows per minute (32,400 BPM)

BENEFITS
- Efficient engraving with low noise
- Precise & reliable
- Comfortable handling

CP9361-1 Kit

AIR SCRIBE KIT

FEATURES
- Highest durability in the market
- Hose 8ft (2.4m) length with air filter
- Convertible to a hammer or a light scaler

BENEFITS
- Constructed of premium components
- Easy handling and Comfortable use
- Adjustable power for a variety of applications and materials such as: metals, plastics, ceramics, and glass

CP9361

Same features as CP9361-1 Kit with the tool and the hose only

See accessories on pages 189

GENERAL MAINTENANCE | INDUSTRIAL MAINTENANCE & PRODUCTION | SUPER INDUSTRIAL

MODEL	PART NUMBER	BLOWS PER MIN.	AIR CONS. @ LOAD		LENGTH		NET WEIGHT		VIBRATION LEVEL ISO 28927 (M/S2)		SOUND PRESSURE	SOUND POWER	HOSE INT.		AIR INLET
			cfm	l/s	in.	mm	lb	kg	a	K	ISO 15744 - dB(A)		in.	mm	in.
CP9160	615 197 9160	32,400	1.7	0.8	5.8	147	0.3	0.1	8.1	1.9	59	70	1/4	6	1/4
CP9361	T012644	13,500	0.2	0.1	5.0	127	0.3	0.1	5.1	2.4	79	90	3/16	5	1/4
CP9361-1 Kit	T011970	13,500	0.2	0.1	5.0	127	0.3	0.1	5.1	2.4	79	90	3/16	5	1/4

CP9160: Hose int. 1/4" (6mm) - CP9361: Hose int. 3/16" (5mm) - @90 PSI (@6.3 Bar)

Listed specifications are for reference only. Please check documents in each tool or on www.cp.com

Cutting

CP7901

3/8"/10mm stroke

QUIET 80 dB(A) QUIET

CP7901Kit
See details page 189

LOW VIBRATION

FEATURES
- Air reciprocating saw
- Very low vibration
- 3/8" (10 mm) stroke length

BENEFITS
- Reduced vibration for operator comfort and control
- Maximize operator comfort and productivity
- Premium tool for all cutting applications

CP881

3/8"/10mm stroke

INTENSE CUTTING

FEATURES
- Power and speed of 9,500 strokes per minute
- Rugged construction for intense cutting
- Adjustable guard guide

BENEFITS
- Cut through material with ease
- Powerful and durable
- Ideal tool for General Maintenance

CP7900

3/8"/10mm stroke

LIGHTWEIGHT

FEATURES
- Ergonomic design and robust housing handle
- Adjustable guard guide
- 3/8" (10 mm) stroke length

BENEFITS
- Compact and lightweight for all general cutting
- Ideal tool for periodic usage

See accessories on pages 189

GENERAL MAINTENANCE | INDUSTRIAL MAINTENANCE & PRODUCTION | SUPER INDUSTRIAL

MODEL	PART NUMBER	STROKES PER MINUTE	STROKES LENGTH		AIR CONS. @LOAD		NET WEIGHT		LENGTH		VIBRATION LEVEL ISO 28927 (M/S2)		SOUND PRESSURE	SOUND POWER	AIR INLET
			in.	mm	cfm	l/s	lb	kg	in.	mm	a	K	ISO 15744 - dB(A)		in.
CP881	T023916	9,500	3/8	10	6.0	2.8	1.6	0.7	8.6	219	23.2	6.6	84	95	1/4
CP7900	894 107 9000	10,000	3/8	10	5.5	2.6	1.3	0.6	8.5	216	19.6	5.2	82	93	1/4
CP7901	894 107 9011	10,000	3/8	10	5.5	2.6	1.9	0.9	9.0	229	<2.5	-	78	89	1/4

All models: Hose int. 3/8" (9.5mm) - @90 PSI (@6.3 Bar)

Listed specifications are for reference only. Please check documents in each tool or on www.cp.com

Cutting

CP874

22,000 RPM

HIGH-SPEED CUTTING

FEATURES
- Wheel diameter 2-7/8" (73 mm)
- Adjustable speed regulator
- Lock-off lever to prevent accidental start-up

BENEFITS
- Precise and safe control
- Ideal for cutting through composite, sheet metal, bolts, etc.

CP861

20,000 RPM

QUIET VERSION 80 dB(A)

DURABILITY & POWER

FEATURES
- Rugged, energy efficient 0.5hp (370 W) motor
- Lightweight tool: 1.63 lbs (0.74kg)
- Square handle design for positive grip

BENEFITS
- Power, durability and productivity Excellent for cutting through composite, fiberglass, steel metal, bolts, clamps.

CP9116

14,000 RPM

POWERFUL & EASY TO USE

FEATURES
- Composite grip to reduce cold air transmission to operators
- Spindle lock system for easier wheel changing
- 11 position adjustable swivel guard – 126° adjustable for better operator protection & greater visibility of cutting operations

BENEFITS
- Extended Length & Compact Gear Housing
- Safety & Convenient
- Ideal for cutting composite, metal, bolts, … especially in tight spaces

CP873

2,800 RPM

CP873K

See details page 189

LOW SPEED

FEATURES
- Adjustable speed control
- Quick change slip chuck
- Lock-off lever to prevent accidental start-up

BENEFITS
- Must have pneumatic buffing tool
- Fast and easy change of buffing wheel
- Ideal for patchwork, roughing areas for recapping and cleaning tire moldings

See accessories on pages 189

GENERAL MAINTENANCE | INDUSTRIAL MAINTENANCE & PRODUCTION | SUPER INDUSTRIAL

MODEL	PART NUMBER	POWER		CHUCK / WHEEL SIZE		FREE SPEED	AIR CONS @LOAD		LENGTH		WEIGHT		VIBRATION LEVEL ISO 28927 (M/S2)		SOUND PRESS.	SOUND POWER	AIR INLET
		hp	W	in.	mm	rpm	cfm	l/s	in.	mm	lb	kg	a	K	ISO 15744 - dB(A)		in.
CP861	T022039	0.5	370	2-7/8	73	20,000	8.5	4.0	7.8	197	1.6	0.7	2.8	1.0	79	90	1/4
CP873	T025374	0.5	370	7/16 hex	11	2,800	13.0	6.1	8.3	210	2.3	1.0	<2.5	-	88	99	1/4
CP874	T025375	0.5	370	2-7/8	73	22,000	12.5	5.9	7.3	184	1.8	0.8	4	4.0	88	99	1/4
CP9116	894 109 1160	1.0	746	4	100	14,000	7.0	3.3	14.8	370	3.7	1.8	3	3.0	86	97	1/4
CP9116 US	894 109 1161	1.0	746	4	100	14,000	7.0	3.3	14.8	370	3.7	1.8	3	3.0	86	97	1/4

All models: Hose int. 3/8" (9.5mm) - @90 PSI (@6.3 Bar)

Listed specifications are for reference only. Please check documents in each tool or on www.cp.com

Nibbling, Shearing and Filing

CP835

GOOD CUTTING CONTROL

FEATURES
- Rugged head and 0.177" diameter punch cuts steel up to .060" (16 gauge) and aluminum up to .102 (10 gauge)
- Easy access to punch and die for quick replacement
- Lock-off lever for low-speed starting

BENEFITS
- Perfect for accurate cutting and best for tight corners and circles
- Used for nibbling plastic, tin, aluminum and others metals

CP785S

RELIABLE & POWERFUL

FEATURES
- Powerful efficient 0.5 hp (370 W) motor to cut up to 18-gauge steel (1.1 mm - 0.04")
- Triple idler planetary gearing
- Ergonomic handle design

BENEFITS
- Smooth operation and extended life
- Operator comfort
- Reliable cutting performance

CP9705

80 dB(A) QUIET VERSION

CP9710

Similar features as CP9705 with 8,000 strokes/min.

POWERFUL & PRECISE

FEATURES
- Air file 0.2" (5mm) stroke
- Lock-off lever to prevent accidental start-up
- 360° swivel air inlet

BENEFITS
- Excellent tool for use in confined areas
- Ideal for precise work
- Deburring or sharpening sheet metal, iron or plastic

See accessories on pages 189

GENERAL MAINTENANCE | INDUSTRIAL MAINTENANCE & PRODUCTION | SUPER INDUSTRIAL

MODEL	PART NUMBER	STROKES PER MIN	AIR CONS @LOAD		LENGTH		WEIGHT		VIBRATION LEVEL ISO 28927 (M/S2)		SOUND PRESSURE	SOUND POWER	AIR INLET
			cfm	l/s	in.	mm	lb	kg	a	K	ISO 15744 - dB(A)		in.
CP785S	T023200	2,400	15.5	7.3	8.3	229	2.5	0.9	3.2	3.0	84	95	1/4
CP835	T022550	2,750	17.0	8.0	7.5	216	2.3	0.6	5.4	3.0	86	97	1/4
CP9705	615 193 9705	12,000	6.0	2.8	8.0	204	1.2	0.6	5	3.0	73	84	1/4
CP9710	615 193 9710	8,000	6.0	2.8	9.8	250	1.3	0.6	5	3.0	63	74	1/4

All models: Hose int. 3/8" (9.5mm) - @90 PSI (@6.3 Bar)

Listed specifications are for reference only. Please check documents in each tool or on www.cp.com

Kits - Accessories - Spares

Kits

CP7901 Kit

Part No. 894 107 9010

Kit includes:
- **(1) Heavy duty saw CP7901**
- (5) Each 18T, 24T, 32T blades
- (1) Swivel inlet in a heavy duty case

CP873 Kit

Part No. CP873K

Kit Includes:
- **(1) Low speed tire buffer CP873**
- (1) Whip hose and exhaust hose

OPTIONAL ACCESSORIES

SAW BLADES FOR CP7901

ACCESSORIES	PART NUMBER
18T Saw blades (5)	**894 015 8775**
24T Saw blades (5)	**894 015 8776**
32T Saw blades (5)	**894 015 8777**

SAW BLADES FOR CP7900 & CP881

ACCESSORIES	PART NUMBER
18T Saw blades (5)	**CA146719**
24T Saw blades (5)	**CA146720**
32T Saw blades (5)	**CA146721**

SHANK FILE FOR CP9705 AND CP9710

ACCESSORIES	PART NUMBER
0.2" (5mm) Shank file rectangular (5)	**205 051 9113**
0.2" (5mm) Shank file round (5)	**205 051 9123**
0.2" (5mm) Shank file half round (5)	**205 051 9133**
0.2" (5mm) Shank file triangular (5)	**205 051 9143**

PUNCH FOR CP835

ACCESSORIES	PART NUMBER
Punch set	**KF137310**
Die	**KF137273**

WHEELS FOR CP861 & CP874

ACCESSORIES	PART NUMBER
Package of 5 wheels (ø 2-7/8"x1/16"x3/8" - 73x1.6x9.52mm)	**CA155312**

WHEELS FOR CP9116

ACCESSORIES	PART NUMBER
Cut-off grinding wheel 3/8" – 1 piece (size : 4" (100 mm) - (1/16" X 3/8") (1/8" X 3/8")	**894 017 2786**

TUNE-UP KIT

MODEL	TUNE-UP KIT
CP9160	**205 050 6913**
CP9882	**894 016 9881**

Notes

CP ToolBox

Get the free CP ToolBox

Scan this QR code or visit http://qr.cp.com/app

Browse the complete CP product range in just a few taps.

Specifications, part breakdowns, manuals, and more at your fingertips. CP ToolBox offers comprehensive tool information anytime, even in locations without an internet connection.

AIR LINE NETWORK

Chicago Pneumatic Air Preparation Units

Designed for maximum tool performance

- FRL
- AIR FLEX
- HOSE REELS
- HOSES
- HOSE WHIP
- SPIRAL HOSE
- COUPLINGS
- OILERS

OTHER ACCESSORIES

- BALANCERS

Chicago Pneumatic

Offers a wider range of couplings to create the best possible solution together with Power Tools.

AIR LINE NETWORK

Chicago Pneumatic Air Preparation Units and Air Line accessories are designed to help you get maximum performance from your tools. They ensure minimal pressure drop and thus minimum energy loss in the air distribution system, benefiting the environment and cutting operating costs.

The lifetime of your tools will be extended by using air preparation units which can also lower repair costs and decrease downtime. A correct air installation guarantees productivity and return on investment..

Air dryers and filters can cause a 0.2 - 0.3 bar (3-4 psi) pressure drop. However, for many applications these may be essential.

Drain Leg

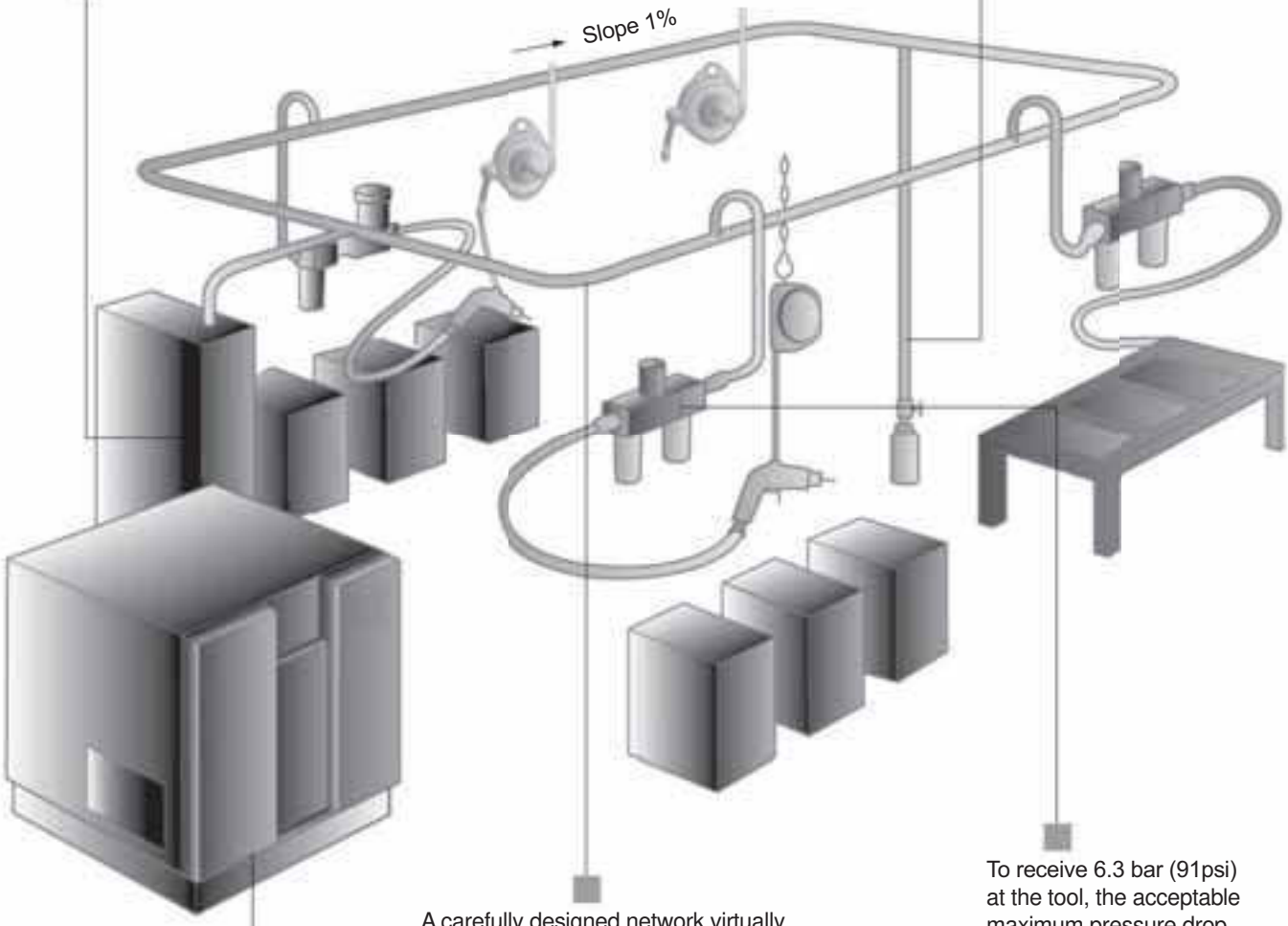

A carefully designed network virtually eliminates pressure drop. We recommend a Ring Main layout which has a slope away from the input of 1%.

To receive 6.3 bar (91psi) at the tool, the acceptable maximum pressure drop from airline accessories is 0.6 bar (9 psi).
A combination of high performance components and careful engineering will achieve this.

A normal compressor can deliver up to 7.5 bar (109 psi) air line pressure, depending on start and stop settings.

FILTERS, REGULATORS, LUBRICATORS

Why should you use a filter, regulator and lubricator ?

The use of a filter, regulator and lubricator (in that order) for pretool air preparation is strongly recommended by Chicago Pneumatic. Proper air preparation will result in improved tool performance and increased tool life. The units should be mounted as close to the tool as possible, preferably right where the tool hose is connected to the system. To realize their full value, these units should be checked on a regular assigned basis by maintenance workers or the operators themselves.

AIR FILTER

Filter separates impurities such as solid particles.

Not using filters in combination with air tools leads to shorter service life, higher maintenance costs and lower efficiency. Old air systems with cool dryers, for instance, generate a lot of rust and running tools without installing a filter could damage the tool in less than a week.

Chicago Pneumatic filters separate up to 98% of the water when operating within their working range. All three types (Small, Medium and Big) are very low pressure drop.

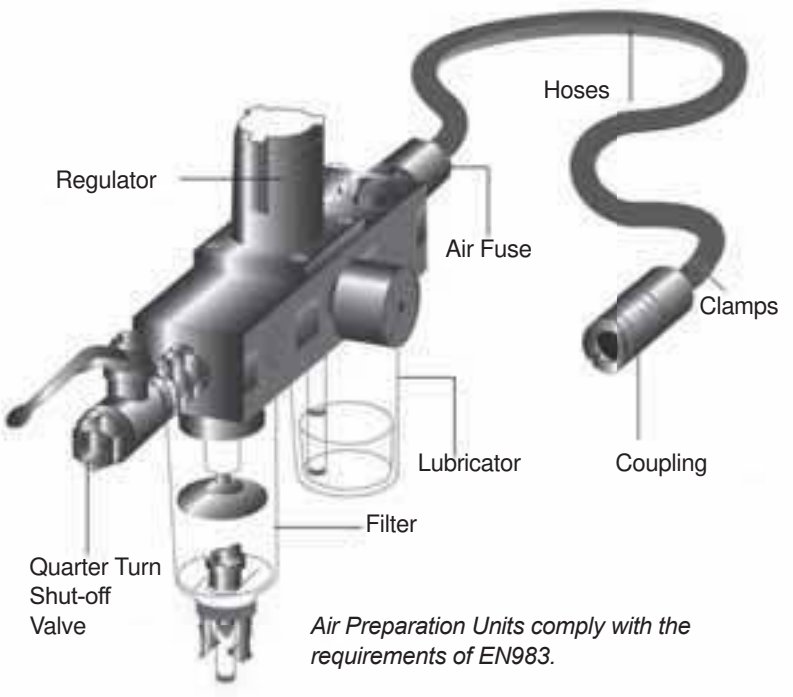

Air Preparation Units comply with the requirements of EN983.

REGULATOR

The regulator ensures that the pre-set working pressure remains constant - regardless of pressure variations in the intake air and minor variations in the airflow rate. For example, a pressure of 1 bar higher than necessary results in a 16% increase in air consumption.

Spring controlled regulators are quick acting and therefore should be used with all types of air tools.

TOOL PRESSURE	AIR CONSUMPTION
91 psi (6 bar)	100 %
101 psi (7 bar)	110 %
116 psi (8 bar)	125 %

LUBRICATORS

If lubricators are not used, tool motor vanes will need to be changed more often. The life of the vanes may decrease to as little as 1/10th of the normal working time. The oil fog lubricator is the most common type of lubricator, it supplies a mist of oil to the air hose.

DIFFERENT TYPES OF FRL	PORT SIZE IN.	AIR FLOWS AT 6 BARS L/S CFM (L/S)
Small units	1/4	Up to 19 (9)
	3/8	Up to 29.7 (14)
Medium units	1/2	Up to 78.4 (37)
Big units	1	Up to 175.9 (83)

AIR LINE NETWORK

NPT

		TOOL MODEL	INLET	MIN HOSE DIAM	FRL KIT	HOSE KIT	HOSE WHIP	AIR FLEX	CLOSED HOSE REEL KIT	OPEN HOSE REEL KIT
IMPACTS WRENCHES										
	1/4"	CP7721	1/4	3/8	8940168515	6158112150	CA047270	8940171569	8940171994	
	3/8"	CP721/CP724H/CP6300RSR/CP8222P/CP8222R/CP6728P05R	1/4	3/8	8940168515	6158112150	CA047270	8940171569	8940171994	
	7/16"	CP8232QC	1/4	3/8	8940168515	6158112150	CA047270	8940171569	8940171994	
	1/2"	CP726H/CP8242P/CP8242R/CP8252P/CP8252R/CP9541/CP9542/ CP6500RS/ CP6500RSR/CP6738P05R/CP6748EXP11R	1/4	3/8	8940168515	6158112150	CA047270	8940171569	8940171994	
	3/4"	CP8272D/CP9561/CP6768EXP18D/CP6763/CP6060P15H/CP6060P15R	3/8	1/2	8940171945	6158112410	CA049271	8940171571	8940171996	8940172000
	3/4"	CP6763D18D	1/2	5/8	8940168517	6158112680	6158112660	8940171567	8940171998	8940173324
	1"	CP6778EXP18D/CP6773/CP6070P15H	3/8	1/2	8940171945	6158112410	CA049271	8940171571	8940171996	8940172000
	1"	CP6773D18D/CP6910P24/CP6920D24/CP0611RS/CP0611D28H	1/2	5/8	8940168517	6158112680	6158112660	8940171567	8940171998	8940173324
	#5	CP0611RLS/CP0611D28L/CP6120D35L/CP6135D80L	1/2	5/8	8940168517	6158112680	6158112660	8940171567	8940171998	8940173324
	1-1/2"	CP6930D35/CP6120D35H/CP6135D80	1/2	5/8	8940168517	6158112680	6158112660	8940171567	8940171998	8940173324
	1-1/2"	CP6130T70	1	3/4						
	2-1/2"	CP6130T120	1	3/4						
RATCHETS WRENCHES										
	3/8"	CP7830Q/CP825T/CP828	1/4	3/8	8940168515	6158112150	CA047270	8940171569	8940171994	
	1/2"	CP7830HQ/CP828H	1/4	3/8	8940168515	6158112150	CA047270	8940171569	8940171994	
BLUETORK NUTRUNNERS										
	1"	All CP76xx series	3/8	1/2	8940171945	6158112410	CA049271	8940171571	8940171996	8940172000
	3/4"	CP6613	3/8	1/2	8940171945	6158112410	CA049271	8940171571	8940171996	8940172000
	1"	CP6626/CP6641	3/8	1/2	8940171945	6158112410	CA049271	8940171571	8940171996	8940172000
SCREWDRIVERS										
	Impact	CP2136/CP2141/CP2036/CP2037/CP2041/CP2042	1/4	3/8	8940168515	6158112150	CA047270	8940171569	8940171994	
	Direct & positive	CP2754/CP2755/CP2764/CP2765/CP2780	1/4	3/8	8940168515	6158112150	CA047270	8940171569	8940171994	
	Cushion	P780/CP781/CP782/CP783/CP2612/CP2623/CP2816/CP2817/CP2828/CP2829	1/4	3/8	8940168515	6158112150	CA047270	8940171569	8940171994	
	Shut-off	CP2003/CP2005/CP2007/CP2008/CP2010/CP2012/2611/CP2621/CP2622	1/4	3/8	8940168515	6158112150	CA047270	8940171569	8940171994	
	Shut-off	CP2003/CP2005/CP2007/CP2008/CP2010	(1/8 BSP)							
	Shut-off	CP2012	(1/4 BSP)		8940168478	6158046290	6158111920	8940171568	8940171995	
GRINDERS										
	High speed & compact die grinders	CP9104Q/CP3000-600/CP91 series/CP875/CP876/CP860 series/CP3000 series/CP3030 series/CP3019 series	1/4	3/8	8940168515	6158112150	CA047270	8940171569	8940171994	
	Die grinders	CP3451 series/CP9113 series	3/8	1/2	8940171945	6158112410	CA049271	8940171571	8940171996	8940172000
	Straight wheel Grinders	CP3109 series/CP3650/CP3119 series/CP3451 series	3/8	1/2	8940171945	6158112410	CA049271	8940171571	8940171996	8940172000
	Straight wheel grinders	CP3249 series	1/2	5/8	8940168517	6158112680	6158112660	8940171567	8940171998	8940173324
	Grinders	CP7500D/CP3019 series/CP912x series/CP854/CP854E/CP75 series	1/4	3/8	8940168515	6158112150	CA047270	8940171569	8940171994	
	Grinders	CP3109/CP3040/CP3450 series/CP3550 Series/CP3650 series/CP857/CP9123	3/8	1/2	8940171945	6158112410	CA049271	8940171571	8940171996	8940172000
	Grinders & Vertical grinders	CP3850/CP3330 series/CP3340 series/CP3349 series	1/2	5/8	8940168517	6158112680	6158112660	8940171567	8940171998	8940173324
SANDERS										
	Pistol	CP3030 series/CP3019/CP7202/CP3070/CP9778	1/4	3/8	8940168515	6158112150	CA047270	8940171569	8940171994	
	Belt Sanders	CP858/CP9779/CP9780/CP5080 series	1/4	3/8	8940168515	6158112150	CA047270	8940171569	8940171994	
	Orbital & other sanders	CP351x series/CP7215 series/CP7225 series/CP7255 series/CP7268/CP7220/ CP7250/CP9534/CP9674/CP7263/CP7264/CP7266/CP7267	1/4	3/8	8940168515	6158112150	CA047270	8940171569	8940171994	
	Angle sanders	CP3650	3/8	1/2	8940171945	6158112410	CA049271	8940171571	8940171996	8940172000
	Angle sanders	CP3850/	1/2	5/8	8940168517	6158112680	6158112660	8940171567	8940171998	8940173324
DRILLS										
	Drills	CP1014 series	1/4	3/8	8940168515	6158112150	CA047270	8940171569	8940171994	
	Drills	CP879/CP887/CP1014P05/CP1117P26/CP1117P32/CP1117P60/CP1114R26/ CP1114R40	3/8	1/2	8940171945	6158112410	CA049271	8940171571	8940171996	8940172000
	Drills	CP1117P05/CP1117P09/CP1114R05/CP1114R09/CP785H/CP789HR/CP9789/ CP9791/CP1816/CP1720/CP1820	1/2	5/8	8940168517	6158112680	6158112660	8940171567	8940171998	8940173324
CHIPPING										
	Pens	CP9160/CP9361	1/4	3/8	8940168515	6158112150	CA047270	8940171569	8940171994	
	Needle Scalers	CP7115/CP7125/CP0456/CP7120/BxxM/BxxMV	1/4	3/8	8940168515	6158112150	CA047270	8940171569	8940171994	
	Needle Scalers	CP0951/CP0952/CP9356	3/8	1/2	8940171945	6158112410	CA049271	8940171571	8940171996	8940172000
	Pistol Hammers	CP7111/CP714/CP716/CP717/RA1x/RA2x/BxxB	1/4	3/8	8940168515	6158112150	CA047270	8940171569	8940171994	
	Pistol Hammers	GV5	1/2	5/8	8940168517	6158112680	6158112660	8940171567	8940171998	8940173324
	Other Hammers	B14/B23	1/4	3/8	8940168515	6158112150	CA047270	8940171569	8940171994	
	Chipping hammers	CP93xx series	3/8	1/2	8940171945	6158112410	CA049271	8940171571	8940171996	8940172000
	Scalers	B20	1/4	3/8	8940168515	6158112150	CA047270	8940171569	8940171994	
	Sand Rammers	CP0200B18/CP0200B18L/CP0200B18L-2F	1/4	3/8	8940168515	6158112150	CA047270	8940171569	8940171994	
	Sand Rammers	CP0200B25L/CP0200B32L series	3/8	1/2	8940171945	6158112410	CA049271	8940171571	8940171996	8940172000
	Sand Rammers	CP0200B18-2F/CP0200B18L-2F/CP0200B22-2F/CP0200B22L-2F/CP0200B25-2F/CP0200B25L-2F	1/2	5/8	8940168517	6158112680	6158112660	8940171567	8940171998	8940173324
SPECIALTY TOOLS										
	Riveters	CP9882/CP9883/CP9884/CP9885	1/4	3/8	8940168515	6158112150	CA047270	8940171569	8940171994	
	Cutting	CP7900/CP7901/CP881/CP861/CP873/CP874/CP9116	1/4	3/8	8940168515	6158112150	CA047270	8940171569	8940171994	
	Others	CP785/CP835/CP9705/CP9710	1/4	3/8	8940168515	6158112150	CA047270	8940171569	8940171994	

BSP

		TOOL MODEL	INLET	MIN HOSE DIAM	FRL KIT	HOSE KIT	HOSE WHIP	AIR FLEX	CLOSED HOSE REEL KIT	OPEN HOSE REEL KIT
IMPACTS WRENCHES										
	1/4"	CP7721	1/4	3/8	8940168478	6158046290	6158111920	8940171568	8940171995	
	3/8"	CP721/CP724H/CP6300RSR/CP8222P/CP8222R/CP6728P05R	1/4	3/8	8940168478	6158046290	6158111920	8940171568	8940171995	
	7/16"	CP8232QC	1/4	3/8	8940168478	6158046290	6158111920	8940171568	8940171995	
	1/2"	CP726H/CP8242P/CP8242R/CP8252P/CP8252R/CP9541/CP9542/ CP6500RS/ CP6500RSR/CP6738P05R/CP6748EXP11R	1/4	3/8	8940168478	6158046290	6158111920	8940171568	8940171995	
	3/4"	CP8272D/CP9561/CP6768EXP18D/CP6763/CP6060P15H/CP6060P15R	3/8	1/2	8940171928	6158112390	6158112640	8940171570	8940171997	8940172001
	3/4"	CP6763D18D	1/2	5/8	8940168480	6158112670	6158112650	8940171566	8940171999	8940173325
	1"	CP6778EXP18D/CP6773/CP6070P15H	3/8	1/2	8940171928	6158112390	6158112640	8940171570	8940171997	8940172001
	1"	CP6773D18D/CP6910P24/CP6920D24/CP0611RS/CP0611D28H	1/2	5/8	8940168480	6158112670	6158112650	8940171566	8940171999	8940173325
	#5	CP0611RLS/CP0611D28L/CP6120D35L/CP6135D80L	1/2	5/8	8940168480	6158112670	6158112650	8940171566	8940171999	8940173325
	1-1/2"	CP6930D35/CP6120D35H/CP6135D80	1/2	5/8	8940168480	6158112670	6158112650	8940171566	8940171999	8940173325
	1-1/2"	CP6130T70	1	3/4						
	2-1/2"	CP6130T120	1	3/4						
RATCHETS WRENCHES										
	3/8"	CP7830Q/CP825T/CP828	1/4	3/8	8940168478	6158046290	6158111920	8940171568	8940171995	
	1/2"	CP7830HQ/CP828H	1/4	3/8	8940168478	6158046290	6158111920	8940171568	8940171995	
BLUETORK NUTRUNNERS										
	1"	All CP76xx series	3/8	1/2	8940171928	6158112390	6158112640	8940171570	8940171997	8940172001
	3/4"	CP6613	3/8	1/2	8940171928	6158112390	6158112640	8940171570	8940171997	8940172001
	1"	CP6626/CP6641	3/8	1/2	8940171928	6158112390	6158112640	8940171570	8940171997	8940172001
SCREWDRIVERS										
	Impact	CP2136/CP2141/CP2036/CP2037/CP2041/CP2042	1/4	3/8	8940168478	6158046290	6158111920	8940171568	8940171995	
	Direct & positive	CP2754/CP2755/CP2764/CP2765/CP2780	1/4	3/8	8940168478	6158046290	6158111920	8940171568	8940171995	
	Cushion	P780/CP781/CP782/CP783/CP2612/CP2623/CP2816/CP2817/CP2828/CP2829	1/4	3/8	8940168478	6158046290	6158111920	8940171568	8940171995	
	Shut-off	CP2003/CP2005/CP2007/CP2008/CP2010/CP2012/2611/CP2621/CP2622	1/4	3/8	8940168478	6158046290	6158111920	8940171568	8940171995	
	Shut-off	CP2003/CP2005/CP2007/CP2008/CP2010	(1/8 BSP)							
	Shut-off	CP2012	(1/4 BSP)		8940168478	6158046290	6158111920	8940171568	8940171995	
GRINDERS										
	High speed & compact die grinders	CP9104Q/CP3000-600/CP91 series/CP875/CP876/CP860 series/CP3000 series/CP3030 series/CP3019 series	1/4	3/8	8940168478	6158046290	6158111920	8940171568	8940171995	
	Die grinders	CP3451 series/CP9113 series	3/8	1/2	8940171928	6158112390	6158112640	8940171570	8940171997	8940172001
	Straight wheel Grinders	CP3109 series/CP3650/CP3119 series/CP3451 series	3/8	1/2	8940171928	6158112390	6158112640	8940171570	8940171997	8940172001
	Straight wheel grinders	CP3249 series	1/2	5/8	8940168480	6158112670	6158112650	8940171566	8940171999	8940173325
	Grinders	CP7500D/CP3019 series/CP912x series/CP854/CP854E/CP75 series	1/4	3/8	8940168478	6158046290	6158111920	8940171568	8940171995	
	Grinders	CP3109/CP3040/CP3450 series/CP3550 Series/CP3650 series/CP857/CP9123	3/8	1/2	8940171928	6158112390	6158112640	8940171570	8940171997	8940172001
	Grinders & Vertical grinders	CP3850/CP3330 series/CP3340 series/CP3349 series	1/2	5/8	8940168480	6158112670	6158112650	8940171566	8940171999	8940173325
SANDERS										
	Pistol	CP3030 series/CP3019/CP7202/CP3070/CP9778	1/4	3/8	8940168478	6158046290	6158111920	8940171568	8940171995	
	Belt Sanders	CP858/CP9779/CP9780/CP5080 series	1/4	3/8	8940168478	6158046290	6158111920	8940171568	8940171995	
	Orbital & other sanders	CP351x series/CP7215 series/CP7225 series/CP7255 series/CP7268/CP7220/ CP7250/CP9534/CP9674/CP7263/CP7264/CP7266/CP7267	1/4	3/8	8940168478	6158046290	6158111920	8940171568	8940171995	
	Angle sanders	CP3650	3/8	1/2	8940171928	6158112390	6158112640	8940171570	8940171997	8940172001
	Angle sanders	CP3850/	1/2	5/8	8940168480	6158112670	6158112650	8940171566	8940171999	8940173325
DRILLS										
	Drills	CP1014 series	1/4	3/8	8940168478	6158046290	6158111920	8940171568	8940171995	
	Drills	CP879/CP887/CP1014P05/CP1117P26/CP1117P32/CP1117P60/CP1114R26/ CP1114R40	3/8	1/2	8940171928	6158112390	6158112640	8940171570	8940171997	8940172001
	Drills	CP1117P05/CP1117P09/CP1114R05/CP1114R09/CP785H/CP789HR/CP9789/ CP9791/CP1816/CP1720/CP1820	1/2	5/8	8940168480	6158112670	6158112650	8940171566	8940171999	8940173325
CHIPPING										
	Pens	CP9160/CP9361	1/4	3/8	8940168478	6158046290	6158111920	8940171568	8940171995	
	Needle Scalers	CP7115/CP7125/CP0456/CP7120/BxxM/BxxMV	1/4	3/8	8940168478	6158046290	6158111920	8940171568	8940171995	
	Needle Scalers	CP0951/CP0952/CP9356	3/8	1/2	8940171928	6158112390	6158112640	8940171570	8940171997	8940172001
	Pistol Hammers	CP7111/CP714/CP716/CP717/RA1x/RA2x/BxxB	1/4	3/8	8940168478	6158046290	6158111920	8940171568	8940171995	
	Pistol Hammers	GV5	1/2	5/8	8940168480	6158112670	6158112650	8940171566	8940171999	8940173325
	Other Hammers	B14/B23	1/4	3/8	8940168478	6158046290	6158111920	8940171568	8940171995	
	Chipping hammers	CP93xx series	3/8	1/2	8940171928	6158112390	6158112640	8940171570	8940171997	8940172001
	Scalers	B20	1/4	3/8	8940168478	6158046290	6158111920	8940171568	8940171995	
	Sand Rammers	CP0200B18/CP0200B18L/CP0200B18L-2F	1/4	3/8	8940168478	6158046290	6158111920	8940171568	8940171995	
	Sand Rammers	CP0200B25L/CP0200B32L series	3/8	1/2	8940171928	6158112390	6158112640	8940171570	8940171997	8940172001
	Sand Rammers	CP0200B18-2F/CP0200B18L-2F/CP0200B22-2F/CP0200B22L-2F/CP0200B25-2F/CP0200B25L-2F	1/2	5/8	8940168480	6158112670	6158112650	8940171566	8940171999	8940173325
SPECIALTY TOOLS										
	Riveters	CP9882/CP9883/CP9884/CP9885	1/4	3/8	8940168478	6158046290	6158111920	8940171568	8940171995	
	Cutting	CP7900/CP7901/CP881/CP861/CP873/CP874/CP9116	1/4	3/8	8940168478	6158046290	6158111920	8940171568	8940171995	
	Others	CP785/CP835/CP9705/CP9710	1/4	3/8	8940168478	6158046290	6158111920	8940171568	8940171995	

AIR LINE NETWORK

Max air flow Δ 14.5 PSI
(1 bar)

FEATURES AND BENEFITS

High air flow capacity: up to 220 cfm (104 l/s) to cover most of the pneumatic
tool needs. Available in kits: 1/4", 1/2", 3/4", BSP or NPT, 2 or 3 stages units or individual units. Durable design including quick release bayonet metal bowls for rough working environments.

- (1) Liquid level indicator on the bowls for improved reading.
- (2) Filter with 5µm element pre-installed to optimize the air cleaning and with automatic drain valve.
- (3) Supplied with metal pressure gauge 0-10 bar (0-145 PSI) with metric and imperial scales.
- (4) 145 – 245 PSI (10-17 bar) inlet / outlet max. pressure.
- (5)Micro fog lubricator to optimize the air/oil ratio
  (6) Automatic drain valve
  (7) Manual drain



ATTRIBUTES	METALLIC FRL	COMPOSITE FRL
Max air flow	50 l/s	44 l/s
Max pressure	17 bar	15 bar
Oil capacity	201 ml	125 ml
Max size	Up to 3/4 "	Up to 1/2 "
Filter element	5µm	5µm
Level indicators	✔	✘
Drain valve water	Automatic	Semi auto matic
Drain valve oil	Manual	✘
Bowls material	Metallic	Polycarbonate
Solvent resistance	✔	✘
Frame for outdoor use	✔	✘
Structures possible	2 Stage - 3 stage	2 Stage
Main applications	Foundries, shipyards, oil&gas, heavy machinery	Vehicle service, Small industry

FILTER-REGULATOR LUBRICATOR WITH PRESSURE GAUGE (0-150PSI - 0-10 BAR)	THREAD	MAX. AIR FLOW		MAX. PRESSURE	OIL CAPACITY		PART NUMBER	
	in.	cfm	l/s	Inlet (psi/bar)	oz	ml	NPT	BSP
METALLIC 2 STAGE	1/4 G	24	11	150/10	3.4	100	**894 016 8515**	**894 016 8478**
METALLIC 2 STAGE	1/2 G	110	50	246/17	6.8	201	**894 016 8517**	**894 016 8480**
METALLIC 2 STAGE	3/4 G	220	100	246/17	6.8	201	**894 016 8519**	**894 016 8483**
METALLIC 3 STAGE	1/4 G	24	11	150/10	3.4	100	**894 016 8516**	**894 016 8479**
METALLIC 3 STAGE	1/2 G	110	50	246/17	6.8	201	**894 016 8518**	**894 016 8481**
METALLIC 3 STAGE	3/4 G	220	100	246/17	6.8	201	**894 016 8520**	**894 016 8484**
COMPOSITE - 2 STAGE	1/4 G	74	34	213/14	4.2	125	**894 017 1944**	**894 017 1927**
COMPOSITE - 2 STAGE	3/8 G	76	35	213/14	4.2	125	**894 017 1945**	**894 017 1928**
COMPOSITE - 2 STAGE	1/2 G	96	44	213/15	4.2	125	**894 017 1946**	**894 017 1929**

Included with the units: Filter 5µm, Pressure gauge 0-150 psi - 0-10 bar, Microfog lubricator, Automatic drain valve

FILTER UNIT	THREAD	PART NUMBER	
	in.	NPT	BSP
1 STAGE	1/4 G	**894 016 9091**	**894 016 9090**
1 STAGE	1/2 G	**894 016 9099**	**894 016 9098**
1 STAGE	3/4 G	**894 016 9107**	**894 016 9106**

LUBRICATOR UNIT	THREAD	PART NUMBER	
	in.	NPT	BSP
1 STAGE	1/4 G	**894 016 9095**	**894 016 9094**
1 STAGE	1/2 G	**894 016 9103**	**894 016 9102**
1 STAGE	3/4 G	**894 016 9111**	**894 016 9110**

REGULATOR UNIT	THREAD	PART NUMBER	
	in.	NPT	BSP
1 STAGE	1/4 G	**894 016 9093**	**894 016 9092**
1 STAGE	1/2 G	**894 016 9101**	**894 016 9100**
1 STAGE	3/4 G	**894 016 9109**	**894 016 9108**

FILTER-REGULATOR	THREAD	PART NUMBER	
	in.	NPT	BSP
1 STAGE	1/4 G	**894 016 9097**	**894 016 9096**
1 STAGE	1/2 G	**894 016 9105**	**894 016 9104**
1 STAGE	3/4 G	**894 016 9113**	**894 016 9112**

PRESSURE GAUGE	SIZE		Ø	MAX PRESSURE	PART NO.
	in.	mm			
1/8" - 0-10	1/8"G	1.57	40	150 PSI (10bar)	**894 016 9178**
1/8" - 0-10	1/8"NTP	1.57	40	150 PSI (10bar)	**894 016 9179**
1/8" - 0-10	1/8"G	1.97	50	150 PSI (10bar)	**894 016 9180**
1/8" - 0-10	1/8"NTP	1.97	50	150 PSI (10bar)	**894 016 9181**

SPRAY PAINT UNIT	PART NUMBER
Filter 0.01µM	**894 017 0472**

FRL PORTABLE STAND	PART NUMBER
FRL PORTABLE STAND FOR 1/2" METRIC METALLIC FRL	**615 812 0450**

Lubrication see page 206

THE FLEXIBILITY OF AIR FLEX

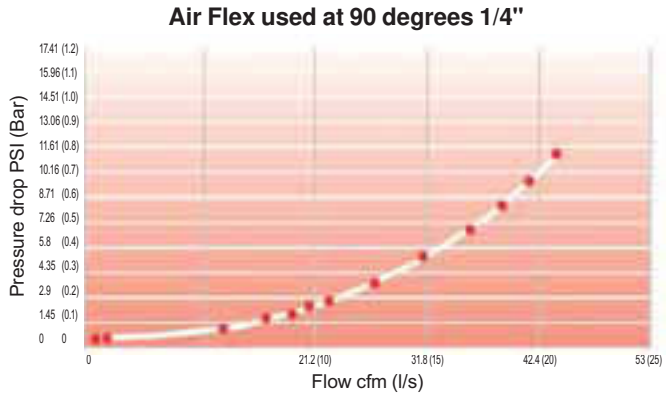

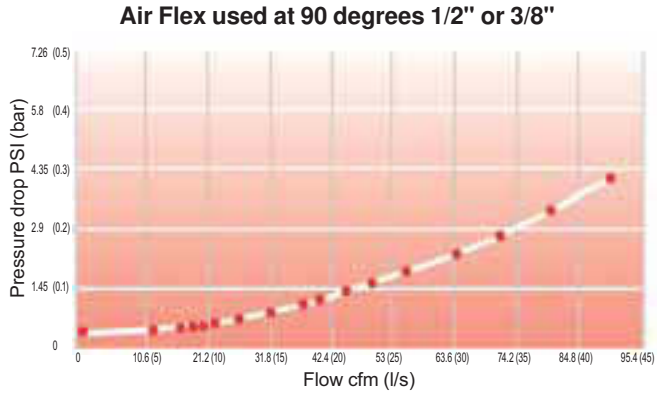

THE NEW CP AIR FLEX MAKES ALL RIGID HOSES FLEXIBLE AND MULTI-DIRECTIONAL.

Easy: less effort due to hose rigidity, makes work easier in hard to reach areas.

Less wear: no more premature hose wear.

Comfort and safety: no twisting, the hose remains in the ideal working position.

CP AIR FLEX RANGE*

DIMENSIONS



MODEL	PART NUMBER	MAX RECOMMENDED AIR FLOW		FEMALE INLET	MALE INLET	WEIGHT		LENGTH		OUTSIDE DIAMETER	
		cfm	l/s	in.	in.	lb	g	in.	mm	in.	mm
BSP											
AIR FLEX 1/4"	**894 017 1568**	25	12	1/4	1/4	0,17	79	2,63	67	0,94	24,0
AIR FLEX 1/4" WITH COVER	**894 017 2156**	25	12	1/4	1/4	0,17	79	2,63	67	0,94	24,0
AIR FLEX 3/8"	**894 017 1570**	74	35	3/8	3/8	0,28	126	3,23	82	1,16	29,5
AIR FLEX 1/2"	**894 017 1566**	74	35	1/2	1/2	0,29	132	3,23	82	1,16	29,5
NPT											
AIR FLEX 1/4"	**894 017 1569**	25	12	1/4	1/4	0,17	79	2,63	67	0,94	24,0
AIR FLEX 1/4" WITH COVER	**894 017 2157**	25	12	1/4	1/4	0,17	79	2,63	67	0,94	24,0
AIR FLEX 3/8"	**894 017 1571**	74	35	3/8	3/8	0,28	126	3,23	82	1,16	29,5
AIR FLEX 3/8" WITH COVER	**894 017 3701**	74	35	3/8	3/8	0,28	126	3,23	82	1,16	29,5
AIR FLEX 1/2"	**894 017 1567**	74	35	1/2	1/2	0,29	132	3,23	82	1,16	29,5
NEW AIR FLEX 1/2" HIGH CAPACITY	**894 017 5305**	110	52	1/2	1/2			4,49	114	1,53	39

* Not recommended for percussive tools

AIR LINE NETWORK

ERGONOMIC FEATURES FOR AN OPTIMAL COMFORT

FOR OPEN HOSE REEL TYPES SEE BELOW CHART

RATCHET SPRING
Provides easy locking and retracting of hose

SWIVEL-PLATE BRACKET
Allows 180° movement for easier hose handling

MULTI DIRECTIONAL SWIVEL-INLET
Easy connection fixed pipes

MOVABLE RETAINING BALL
Allows easy adjustment of leader hose to desired length

APPLICATIONS

- Light and heavy vehicle maintenance
- Industrial maintenance and production
- Off-road maintenance applications

CP HOSE REEL SELECTION CRITERIA

- ✔ **First Consider the application and pressure requirements**. NOTE: All our hose reel work at max working pressure 217psi (15bar)
- ✔ **Next determine the ID** (Inside diameter) requirement for the hose (TIP: Always check the hose ID recommended for each tool in the catalogue/online catalogue)
- ✔ **Then select length of the hose reel and material of hose depending on the work environment.**

IMPROVED DURABILITY

QUALITY & SAFETY TESTED
The most durable hose reel range ever offered by Chicago Pneumatic

RUBBER PROTECTION
Avoids any stress on the crimping

NEW CRIMPING SYSTEM
Maximum quality for maximum robustness

RATCHET SPRING
Outside access for quick and low cost maintenance

HIGHLY-INCREASED PARTS QUALITY
Long-lasting parts
Fully repairable

DRUM SPRING
Up to 25000 cycles Superior durability

CP HOSE REELS RANGE COMPLETE

HOSE Ø: 5/16" (8 MM)

Working Pressure 217psi / 15bar - Working Temperature - 14°F+140°F /-10°C+60°C

MODEL	PART NUMBER	HOSE Ø INSIDE	HOSE Ø OUTSIDE	HOSE LENGTH	HOSE MATERIAL	INCOMING FITTING	END HOSE FITTING	HOSE REEL MATERIAL	FLUID TYPE	HOSE REEL TYPE
NPT HR8108	**894 017 1990**	5/16" (8 mm)	1/2" (12mm)	33ft (10m)	PU	1/4" F SWIVELLING	1/4" M FIX	PLASTIC	AIR	CLOSED
BSP HR8108	**894 017 1991**	5/16" (8 mm)	1/2" (12mm)	33ft (10m)	PU	1/4" F SWIVELLING	1/4" M FIX	PLASTIC	AIR	CLOSED
NPT HR8208	**894 017 1994**	5/16" (8 mm)	1/2" (12mm)	33ft (10m)	KPU	1/4" F SWIVELLING	1/4" M FIX	ALUMINIUM	AIR/WATER	CLOSED
BSP HR8208	**894 017 1995**	5/16" (8 mm)	1/2" (12mm)	33ft (10m)	KPU	1/4" F SWIVELLING	1/4" M FIX	ALUMINIUM	AIR/WATER	CLOSED

HOSE Ø: 3/8" (10 MM)

Working Pressure 217psi / 15bar - Working Temperature - 14°F+140°F /-10°C+60°C

MODEL	PART NUMBER	HOSE Ø INSIDE	HOSE Ø OUTSIDE	HOSE LENGTH	HOSE MATERIAL	INCOMING FITTING	END HOSE FITTING	HOSE REEL MATERIAL	FLUID TYPE	HOSE REEL TYPE
NPT HR8110	**894 017 1992**	3/8" (10mm)	9/16" (14mm)	52.5ft (16m)	PU	3/8" F SWIVELLING	3/8" M FIX	PLASTIC	AIR	CLOSED
BSP HR8110	**894 017 1993**	3/8" (10mm)	9/16" (14mm)	52.5ft (16m)	KPU	3/8" F SWIVELLING	3/8" M FIX	PLASTIC	AIR	CLOSED
NPT HR8210	**894 017 1996**	3/8" (10mm)	9/16" (14mm)	52.5ft (16m)	KPU	3/8" F SWIVELLING	3/8" M FIX	ALUMINIUM	AIR/WATER	CLOSED
BSP HR8210	**894 017 1997**	3/8" (10mm)	9/16" (14mm)	52.5ft (16m)	KPU	3/8" F SWIVELLING	3/8" M FIX	ALUMINIUM	AIR/WATER	CLOSED
NPT HR9110	**894 017 2000**	3/8" (10mm)	9/16" (14mm)	65.6ft (20m)	KPU	1/2" F 90° TURN	3/8" M FIX	STEEL STRUCTURE PLASTIC DRUM	AIR/WATER	OPEN
BSP HR9110	**894 017 2001**	3/8" (10mm)	9/16" (14mm)	65.6ft (20m)	KPU	1/2" F 90° TURN	3/8" M FIX	STEEL STRUCTURE PLASTIC DRUM	AIR/WATER	OPEN

HOSE Ø: 1/2" (13 MM)

Working Pressure 217psi / 15bar - Working Temperature - 14°F+140°F /-10°C+60°C

MODEL	PART NUMBER	HOSE Ø INSIDE	HOSE Ø OUTSIDE	HOSE LENGTH	HOSE MATERIAL	INCOMING FITTING	END HOSE FITTING	HOSE REEL MATERIAL	FLUID TYPE	HOSE REEL TYPE
NPT HR8113	**894 017 1998**	1/2" (13mm)	11/16" (17mm)	52.5ft (16m)	KPU	1/2" F SWIVELLING	1/2" M FIX	PLASTIC	AIR	CLOSED
BSP HR8113	**894 017 1999**	1/2" (13mm)	11/16" (17mm)	52.5ft (16m)	KPU	1/2" F SWIVELLING	1/2" M FIX	PLASTIC	AIR	CLOSED
NPT HR9113	**894 017 2002**	1/2" (13mm)	11/16" (17mm)	49ft (15m)	KPU	1/2" F 90° TURN	1/2" M FIX	STEEL STRUCTURE PLASTIC DRUM	AIR/WATER	OPEN
BSP HR9113	**894 017 2003**	1/2" (13mm)	11/16" (17mm)	49ft (15m)	KPU	1/2" F 90° TURN	1/2" M FIX	STEEL STRUCTURE PLASTIC DRUM	AIR/WATER	OPEN
BSP HR 9213	**894 017 3324**	1/2" (13mm)	13/16" (20.5mm)	49ft (15m)	RUBBER	1/2" F 90° TURN	1/2" M FIX	STEEL STRUCTURE PLASTIC DRUM	AIR/WATER	OPEN
NPT HR9213	**894 017 3325**	1/2" (13mm)	13/16" (20.5mm)	49ft (15m)	RUBBER	1/2" F 90° TURN	1/2" M FIX	STEEL STRUCTURE PLASTIC DRUM	AIR/WATER	OPEN

CHICAGO PNEUMATIC OFFERS THE HIGHEST QUALITY OF RUBBER AND POLYURETHANE HOSES IN THE INDUSTRIAL LINE TO COVER THE DIFFERENT NEEDS OF APPLICATIONS WITH POWER TOOLS

THE EFFI MAX SERIES IS DESIGNED WITH SPECIAL FEATURES SUCH AS LOW WEIGHT AND FLEXIBILITY, TO MEET THE HIGHEST ERGONOMIC DEMANDS, AS WELL AS ANTISTATIC FOR APPLICATIONS WITH ESD DEMANDS.

HOSES

HOSE RECOMMENDATIONS

DESCRIPTION	EFFI MAX	POLYURETHAN	RUBBER
Flexibility	++	++	+
Lightweight	++	++	+
Outdoor	+++	+	+++
Spark resistant	+++	-	+++
Rough environment	+++	++	+++
Antistatic	+++	-	+++
Temperature range	-40 to +194F° -40 to +90°C	-22 to +176F° -30 to +80°C	-40 to +194F° -40 to +90°C

At recommended air flow the pressure drop is 2.9 PSI / 0.2bar with a hose length of 16 ft / 5m.
Recommendation is to upgrade one size in diameter for every 32.8 ft / 10m of hose length.

EFFI SERIES

CP EFFI is a unique premium line of hoses designed with special features such as antistatic, extreme low weight, resistance and durability that will help the operator to maximize the tool productivity.

EFFI MAX HOSES

Ideal for generic grinding applications
- Exteme low weight
- Antistatic
- Rubber hose
- Soft and flexible
- Welding spatter resistant

	DIMENSIONS (IDXOD)		LENGTH		MAX WORKING PRESSURE	AIR FLOW		WEIGHT PER 65.6 FT /20M		PART NUMBER
	in. ID	mm	ft	m	PSI (bar)	cfm	l/s	lb	kg	
NEW	3/8	16x22.5	9.8	3	232 (16)	91.1	43	1	0.5	**615 813 2080**
	3/8	9.5x12.5	65.6	20	232 (16)	27.6	13	6.4	2.9	**894 016 9921**
	1/2	13x18.6	65,6	20	232 (16)	44.5	21	8.6	3.9	**615 810 9000**
	5/8	16x22.5	65,6	20	232 (16)	91.1	43	10.6	4.8	**615 810 9010**
	3/4	20x26.1	65,6	20	232 (16)	159	75	11.9	5.4	**615 810 9020**
NEW	1/2	13x18,6	164	50	232 (16)	44.5	21	21.5	9,75	**615 813 0680**
NEW	5/8	16x22,5	164	50	232 (16)	91.1	43	26.5	12	**615 813 0690**
NEW	3/4	20x26,1	164	50	232 (16)	159	75	29.75	13.5	**615 813 0700**

Standard quality hose in PUR and Rubber will provide the best quality product for the price for optimized work with pneumatic tools.

RUBBER HOSES

Ideal for the most demanding tasks in construction, mining, shipyards, foundries etc.
- Durable
- Antistatic
- Grinding and welding spatter resistant

DIMENSIONS (IDXOD)		LENGTH		MAX WORKING PRESSURE	AIR FLOW		WEIGHT PER 98 FT / 30M		PART NUMBER
in. ID	mm	ft	m	PSI (bar)	cfm	l/s	lb	kg	
3/8	10x16	65.6	20	232 (16)	27.5	13	7.9	3.6	**615 810 8640**
1/2	12.5x19.1	65.6	20	232 (16)	44.5	21	10.4	4.7	**615 810 8650**
5/8	16x23	65.6	20	232 (16)	91.1	43	13.4	6.1	**615 810 8660**
3/4	20x26.6	65.6	20	232 (16)	159	75	17.2	7.8	**615 810 8680**
1	25x34	65.6	20	232 (16)	265	125	26.0	11.8	**615 810 8700**

POLYURETHANE HOSES

Ideal for heavy duty applications for indoor and outdoor use
- Oil resistant
- Flexible
- Long service life
- PVC free: Environment friendly

DIMENSIONS (IDXOD)		LENGTH		MAX WORKING PRESSURE	AIR FLOW		WEIGHT PER 82 FT / 25 M		PART NUMBER
in. ID	mm	ft	m	PSI (bar)	cfm	l/s	lb	kg	
1/4	6.5x10	82	25	290 (20)	8.5	4.0	2.9	1.3	**615 804 6230**
5/16	8x12	82	25	290 (20)	15.9	7.5	4.8	2.2	**615 804 6240**
3/8	9.5x13	82	25	232 (16)	27.5	13.0	5.5	2.5	**615 804 6250**
1/2	13x18	82	25	188 (13)	44.5	21.0	8.8	4.0	**615 804 6260**

HOSES

HOSE KITS

Hose kits are equipped with end thread fittings and available in short length, ready to connect and use.

DIMENSIONS (IDXOD)		MALE	LENGTH		PART NUMBER		HOSE MATERIAL
in. ID	mm	in.	ft	m	NPT	BSP	
1/4	6.5x10	1/4	26.2	8	**615 811 2130**	**615 804 6270**	**PU**
5/16	8x12	1/4	26.2	8	**615 811 2140**	**615 804 6280**	**PU**
3/8	10x13	1/4	26.2	8	**615 811 2150**	**615 804 6290**	**PU**
3/8	10x13	3/8	26.2	8	**615 811 2400**	**615 811 2380**	**PU**
1/2	13x18	1/2	26.2	8	**615 811 2160**	**615 804 6300**	**PU**
1/2	13x18	3/8	26.2	8	**615 811 2410**	**615 811 2390**	**PU**
5/8	16x23	1/2	26.2	8	**615 811 2680**	**615 811 2670**	Rubber

EFFI MAX WHIPS

Always use a hose whip between the tool and the air supply hose. It provides safety and longer tool air inlet life.

HOSE DIAM.		THREAD SIZE	HOSE LENGTH		PART NUMBER	
in.	mm	in.	ft	m	NPT	BSP
3/8	10	1/4	2.0	0.6	**CA047270**	**615 811 1920**
1/2	13	3/8	2.0	0.6	**CA049271**	**615 811 2640**
1/2	13	1/2	2.0	0.6	**CA049270**	**615 811 1930**
5/8	16	1/2	2.0	0.6	**615 811 2660**	**615 811 2650**

POLYURETHANE SPIRAL HOSE

Spiral hose are ideal for tools used at varying distances. Vertically or horizontally. Together a balancer and spiral hose configuration, it is a step forward in ergonomics. Equipped with a swivel fitting (except the 11x16), they can be easily connected directly to the tool without hose twist.

- Self retractable
- Light and flexible
- Strong and durable

DIMENSIONS (IDXOD)		MALE THREADS	WORKING LENGTH		LENGTH			PART NUMBER	
					A	B	C		
in. ID	mm	in.	ft	m	in. (mm)	in. (mm)	in. (mm)	NPT	BSP
1/4	5x8	1/4	6.6	2	19.7 (500)	6.3 (160)	5,9 (150)		**615 804 6310**
1/4	5x8	1/4	13.1	4	19.7 (500)	12.6 (320)	5,9 (150)		**615 804 6320**
1/4	5x8	1/4	19.7	6	19.7 (500)	18.5 (470)	5,9 (150)		**615 804 6330**
1/4	5x8	1/4	26.2	8	19.7 (500)	24.4 (620)	5,9 (150)		**615 804 6340**
1/4	6.5x10	1/4	6.6	2	19.7 (500)	5.5 (140)	5.9 (150)	**615 810 9670**	**615 804 6350**
1/4	6.5x10	1/4	13.1	4	19.7 (500)	13 (330)	5.9 (150)	**615 810 9680**	**615 804 6360**
1/4	6.5x10	1/4	19.7	6	19.7 (500)	20.1 (510)	5.9 (150)	**615 810 9690**	**615 804 6370**
1/4	6.5x10	1/4	26.2	8	19.7 (500)	27.6 (700)	5.9 (150)	**615 810 9700**	**615 804 6380**
5/16	8x12	3/8	6.6	2	19.7 (500)	5.1 (130)	5.9 (150)	**615 810 9710**	**615 804 6390**
5/16	8x12	3/8	13.1	4	19.7 (500)	11.8 (300)	5.9 (150)	**615 810 9720**	**615 804 6400**
5/16	8x12	3/8	19.7	6	19.7 (500)	18.1 (460)	5.9 (150)	**615 810 9730**	**615 804 6410**
5/16	8x12	3/8	26.2	8	19.7 (500)	24.8 (630)	5.9 (150)	**615 810 9740**	**615 804 6420**
7/16	11x16	3/8	6.6	2	19.7 (500)	4.7 (120)	5.9 (150)	**615 810 9750**	**615 804 6430**
7/16	11x16	3/8	13.1	4	19.7 (500)	10.6 (270)	5.9 (150)	**615 810 9760**	**615 804 6440**
7/16	11x16	3/8	19.7	6	19.7 (500)	16.5 (420)	5.9 (150)	**615 810 9770**	**615 804 6450**
7/16	11x16	3/8	26.2	8	19.7 (500)	22.4 (570)	5.9 (150)	**615 810 9780**	**615 804 6460**

Chicago Pneumatic offers a wider range of couplings to create the best possible solution together with your Power Tools. The range consists of four types of couplings with different characteristic, all with the focus on quality, ergonomics and performance. To cover most of the global needs Chicago Pneumatic offers three types of nipple profiles, Euro-, ISO 6150B- and the Asian profile. Chicago Pneumatic's Easy Flow coupling is designed to eliminate air restriction which minimize the pressure drop.
Thanks to its innovative design, EF is suited for rough environment and is easy and secure to connect and disconnect with a push and bend principle. The safety feature in EF and Safety Couplings are vented versions to minimize the risk of sudden separation of coupling and nipple.

	AIR FLOW	SAFETY FEATURE	ROUGH ENVIRONMENT	DURABIL-ITY	ERGONOM-ICS
EF	+++	++	++	++	+++
Safety	++	+++	+	+	+
Quick Re-lease	++	-	+	++	+++
Claw	+++	-	+++	+++	-

Max air flow capacity (Delta 7.2 psi / 0.5 bar) - Economical air flow (Delta 2.9 psi (0.2 bar)

CP FITTINGS ADAPTABILITY

NIPPLE		ISO6105B 6mm	EURO 7.6mm	EURO 10.4mm	ASIA 7.5mm
CEJN	310	X			
	320		X		
	410			X	
TEMA	1300	X			
	1600		X		
	1700			X	
ARO	23-23902	X			
RECTUS	14 - 22	X			
	25 (KA, KB, KD, KE, KL, KS)		X		
	26 (KA, KB, KE)		X		
	27			X	
PREVOST	ARM-ASC-ARC-06	X			
	ESC 07		X		
LEGRIS	14 - 22	X			
	25 (KA, KB, KD, KE, KL, KS)		X		
NITTO	Hi CUPLA200				X

EF COUPLING - EURO SERIES: EUROPE

EF COUPLING - EURO 7.6mm / Max air flow capacity 79 cfm / 37.5 l/s (Delta 7.2 psi / 0.5 bar)
Economical air flow 53 cfm - 25 l/s (Delta 2.9 psi / 0.2 bar)

MALE THREAD in.	PART NUMBER BSP
1/4	**615 810 5140**
3/8	**615 810 5150**
1/2	**615 810 5160**

FEMALE THREAD in.	PART NUMBER BSP
1/4	**615 810 5170**
3/8	**615 8105 180**
1/2	**615 810 5190**

HOSE CONNECTION mm	PART NUMBER
6	**615 810 5500**
8	**615 810 5530**
10	**615 810 5540**
13	**615 810 5550**

NIPPLES EURO 7.6mm

MALE THREAD in.	PART NUMBER	
	BSP	NPT
1/4	**615 810 5880**	**615 810 5940**
3/8	**615 810 5890**	**615 810 5950**
1/2	**615 810 5900**	**615 810 5960**

FEMALE THREAD in.	PART NUMBER BSP
1/4	**615 810 5910**
3/8	**615 810 5920**
1/2	**615 810 5930**

HOSE CONNECTION mm	PART NUMBER
6	**615 810 6220**
8	**615 810 6250**
10	**615 810 6260**
13	**615 810 6270**

EF COUPLING - EURO 10.4mm / Max air flow capacity 153 cfm - 72 l/s (Delta 7.2 psi / 0.5 bar)
Economical air flow 102 cfm - 48 l/s (Delta 2.9 psi / 0.2 bar)

MALE THREAD in.	PART NUMBER BSP
3/8	**615 810 6390**
1/2	**615 810 6400**
3/4	**615 810 6410**

FEMALE THREAD in.	PART NUMBER BSP
3/8	**615 810 6420**
1/2	**615 810 6430**
3/4	**615 810 6440**

HOSE CONNECTION mm	PART NUMBER
10	**615 810 6510**
13	**615 810 6520**
16	**615 810 6530**
19	**615 810 6540**

NIPPLES EURO 10.4mm

MALE THREAD in.	PART NUMBER	
	BSP	NPT
3/8	**615 810 6650**	**615 810 6680**
1/2	**615 810 6660**	**615 810 6690**
3/4	**615 810 6670**	**615 810 6700**

FEMALE THREAD in.	PART NUMBER BSP
3/8	**615 810 6710**
1/2	**615 810 6720**
3/4	**615 810 6730**

HOSE CONNECTION mm	PART NUMBER
10	**615 810 6770**
13	**615 810 6780**
16	**615 810 6790**
19	**615 810 6800**

EF COUPLING - ISO 6150B MIL-C4109: NORTH AMERICA, FRANCE, ITALY

EF COUPLING - ISO 6150B 6mm / Max air flow capacity 36 cfm - 16.7 l/s (Delta 7.2 psi / 0.5 bar)
Economical air flow 23.3 cfm - 11 l/s (Delta 2.9 psi / 0.2 bar)

MALE THREAD in.	PART NUMBER	
	NPT	BSP
1/4	615 810 4850	615 810 4790
3/8	615 810 4860	615 810 4800
1/2	615 810 4870	615 810 4810

FEMALE THREAD in.	PART NUMBER	
	NPT	BSP
1/4	615 810 4880	615 810 4820
3/8	615 810 4890	615 810 4830

HOSE CONNECTION mm	PART NUMBER
6	615 810 5300
8	615 810 5310
10	615 810 5320
13	615 810 5330

NIPPLES ISO 6150B 6 mm

MALE THREAD in.	PART NUMBER	
	NPT	BSP
1/4	615 810 5620	615 810 5560
3/8	615 810 5630	615 810 5570
1/2	615 810 5640	615 810 5580

FEMALE THREAD in.	PART NUMBER	
	NPT	BSP
1/4	615 810 5650	615 810 5590
3/8	615 810 5660	615 810 5600
1/2	615 810 5670	615 810 5610

HOSE CONNECTION mm	PART NUMBER
6	615 810 6040
8	615 810 6050
10	615 810 6060
13	615 810 6070

EF COUPLING - ISO 6150B 8mm / Max air flow capacity 91 cfm - 43 l/s (Delta 7.2 psi / 0.5 bar)
Economical air flow 57 cfm - 27 l/s (Delta 2.9 psi / 0.2 bar)

MALE THREAD in.	PART NUMBER	
	NPT	BSP
1/4	615 810 4980	615 810 4920
3/8	615 810 4990	615 810 4930
1/2	615 810 5000	615 810 4940

FEMALE THREAD in.	PART NUMBER	
	NPT	BSP
1/4	615 810 5010	615 810 4950
3/8	615 810 5020	615 810 4960
1/2	615 810 5030	615 810 4970

HOSE CONNECTION mm	PART NUMBER
8	615 810 5380
10	615 810 5390
13	615 810 5400
16	615 810 5410

NIPPLES ISO 6150B 8mm

MALE THREAD in.	PART NUMBER	
	NPT	BSP
1/4	615 810 5740	615 810 5680
3/8	615 810 5750	615 810 5690
1/2	615 810 5760	615 810 5700

FEMALE THREAD in.	PART NUMBER	
	NPT	BSP
1/4	615 810 5770	615 810 5710
3/8	615 810 5780	615 810 5720
1/2	615 810 5790	615 810 5730

HOSE CONNECTION mm	PART NUMBER
8	615 810 6110
10	615 810 6120
13	615 810 6130
16	615 811 1330

EF COUPLING - ISO6150B 11mm / Max air flow capacity 162 cfm - 76.5 l/s (Delta 7.2 psi / 0.5 bar)
Economical air flow 110 cfm - 52 l/s (Delta 2.9 psi / 0.2 bar)

MALE THREAD in.	PART NUMBER	
	NPT	BSP
3/8	615 810 5090	615 810 5050
1/2	615 810 5100	615 810 5060
3/4	615 810 6350	615 810 6340

FEMALE THREAD in.	PART NUMBER	
	NPT	BSP
3/8	615 810 5110	615 810 5070
1/2	615 810 5120	615 810 5080
3/4	615 810 6370	615 810 6360

HOSE CONNECTION mm	PART NUMBER
10	615 810 5460
13	615 810 5470
16	615 810 5480
19	615 810 5490

NIPPLES ISO 6150B 11mm

MALE THREAD in.	PART NUMBER	
	NPT	BSP
3/8	615 810 5840	615 810 5800
1/2	615 810 5850	615 810 5810
3/4	615 810 6920	615 810 6910

FEMALE THREAD in.	PART NUMBER	
	NPT	BSP
3/8	615 810 5860	615 810 5820
1/2	615 810 5870	615 810 5830
3/4	615 810 6940	615 810 6930

HOSE CONNECTION mm	PART NUMBER
10	615 810 6180
13	615 810 6190
16	615 810 6200
19	615 810 6210

EF COUPLING - ASIA 7.5MM: JAPAN, CHINA, INDIA

EF COUPLING - ASIA 7.5mm / Max air flow capacity 72 cfm - 34 l/s (Delta 7.2 psi / 0.5 bar)
Economical air flow 48.7 cfm - 23 l/s (Delta 2.9 psi (0.2 bar))

MALE THREAD in.	PART NUMBER R
1/4	615 810 6560
3/8	615 810 6570
1/2	615 810 6580

FEMALE THREAD in.	PART NUMBER R
1/4	615 810 6590
3/8	615 810 6600
1/2	615 810 6610

HOSE CONNECTION mm	PART NUMBER
6	615 810 8710
8	615 810 6620
10	615 810 6630
13	615 810 6640

NIPPLES ASIA 7.5mm

MALE THREAD in.	PART NUMBER R
1/4	615 810 6810
3/8	615 810 6820
1/2	615 810 6830

FEMALE THREAD in.	PART NUMBER R
1/4	615 810 6840
3/8	615 810 6850
1/2	615 810 6870

HOSE CONNECTION mm	PART NUMBER
6	615 810 6970
8	615 810 6880
10	615 810 6890
13	615 810 6900

SAFETY COUPLINGS

EURO 7.6mm / Max air flow capacity 72 cfm - 34 l/s (Delta 7.2 psi / 0.5 bar)
Economical air flow 47 cfm - 22 l/s (Delta 2.9 psi (0.2 bar)

HOSE CONNECTION	PART NUMBER BSP
6	615 811 1660
8	615 811 1670
10	615 811 1680
12,5	615 811 1690

MALE THREAD in.	PART NUMBER BSP
1/4	615 811 1700
3/8	615 811 1710
1/2	615 811 1720

FEMALE THREAD in.	PART NUMBER BSP
1/4	615 811 1740
3/8	615 811 1750
1/2	615 811 1760

Nipples Euro 7.6mm see page 201

EURO 10.4mm / Max air flow capacity 134 cfm - 62 l/s (Delta 7.2 psi / 0.5 bar)
Economical air flow 86.2 cfm - 40.7 l/s (Delta 2.9 psi (0.2 bar)

HOSE CONNECTION	PART NUMBER BSP
10	615 811 1840
13	615 811 1850
16	615 811 1860

MALE THREAD in.	PART NUMBER BSP
1/4	615 811 1870
3/8	615 811 1880
1/2	615 811 1890

FEMALE THREAD in.	PART NUMBER BSP
1/2	615 811 1900

Nipples Euro 10.4mm see page 201

CLAW COUPLINGS

Economical air flow 593 cfm - 280 l/s

MALE THREAD	PART NUMBER	
	NPT	BSP
3/8"	615 810 9070	615 810 9030
1/2"	615 810 9080	615 810 9040
3/4"	615 810 9090	615 810 9050
1"	615 810 9100	615 810 9060

FEMALE THREAD	PART NUMBER	
	NPT	BSP
3/8"	615 810 9150	615 810 9110
1/2"	615 810 9160	615 810 9120
3/4"	615 810 9170	615 810 9130
1"	615 810 9180	615 810 9140

HOSE CONNECTION	PART NUMBER	
	US Universal	DIN Standard 3489
1/4" (6.5mm)	-	615 810 9190
3/8" (10mm)	615 810 9270	615 810 9200
1/2" (13mm)	615 810 9280	615 810 9210
5/8" (16mm)	-	615 810 9220
3/4" (19mm)	615 810 9290	615 810 9230
1" (25.4mm)	615 810 9300	615 810 9240

QUICK RELEASE COUPLINGS - EURO SERIES: EUROPE

EURO 7.6mm / Max air flow capacity 72 cfm - 34 l/s (Delta 7.2 psi / 0.5 bar)
Economical air flow 40 cfm - 19 l/s (Delta 2.9 psi : 0.2 bar)

MALE THREAD in.	PART NUMBER BSP
1/4	**615 811 0720**
3/8	**615 811 0730**
1/2	**615 811 0740**

FEMALE THREAD in.	PART NUMBER BSP
1/4	**615 811 0750**
3/8	**615 811 0760**
1/2	**615 811 0770**

HOSE CONNECTION mm	PART NUMBER HOSE
6	**615 811 0780**
8	**615 811 0790**
10	**615 811 0800**
13	**615 811 0810**

Nipples Euro 7.6mm see page 201

EURO 10.4mm / Max air flow capacity 121 cfm - 57 l/s (Delta 7.2 psi / 0.5 bar)
Economical air flow 78 cfm - 37 l/s (Delta 2.9 psi / 0.2 bar)

MALE THREAD in.	PART NUMBER BSP
3/8	**615 811 0820**
1/2	**615 811 0830**
3/4	**615 811 0840**

FEMALE THREAD in.	PART NUMBER BSP
3/8	**615 811 0850**
1/2	**615 811 0860**
3/4	**615 811 0870**

HOSE CONNECTION mm	PART NUMBER HOSE
10	**615 811 0880**
13	**615 811 0890**
16	**615 811 0900**
19	**615 811 0910**

Nipples Euro 10.4mm see page 201

QUICK RELEASE COUPLINGS - ISO 6150B MIL-C4109: NORTH AMERICA, FRANCE, ITALY

ISO 6150B 6mm / Max air flow capacity 32 cfm - 15 l/s (Delta 7.2 psi / 0.5 bar)
Economical air flow 23.3 cfm - 11 l/s (Delta 2.9 psi / 0.2 bar)

MALE THREAD in.	PART NUMBER NPT
1/4	**615 811 0420**
3/8	**615 811 0430**
1/2	**615 811 0440**

FEMALE THREAD in.	PART NUMBER NPT
1/4	**615 811 0450**
3/8	**615 811 0460**
1/2	**615 811 0470**

HOSE CONNECTION mm	PART NUMBER
6	**615 811 0480**
8	**615 811 0490**
10	**615 811 0500**
13	**615 811 0510**

Nipples ISO 6150B 6mm see page 202

ISO 6150B 8mm / Max air flow capacity 63 cfm -30 l/s (Delta 7.2 psi / 0.5 bar)
Economical air flow 42 cfm - 20 l/s (Delta 2.9 psi / 0.2 bar)

MALE THREAD in.	PART NUMBER NPT
1/4	**615 811 0520**
3/8	**615 811 0530**
1/2	**615 811 0540**

FEMALE THREAD in.	PART NUMBER NPT
1/4	**615 811 0550**
3/8	**615 811 0560**
1/2	**615 811 0570**

HOSE CONNECTION mm	PART NUMBER
6	**615 811 0580**
8	**615 811 0590**
10	**615 811 0600**
13	**615 811 0610**

Nipples ISO 6150B 8mm see page 202

ISO 6150B 11mm / Max air flow capacity 127 cfm - 60 l/s (Delta 7.2 psi / 0.5 bar)
Economical air flow 85 cfm - 40 l/s (Delta 2.9 psi / 0.2 bar)

MALE THREAD in.	PART NUMBER NPT
3/8	**615 811 0620**
1/2	**615 811 0630**
3/4	**615 811 0640**

FEMALE THREAD in.	PART NUMBER NPT
3/8	**615 811 0650**
1/2	**615 811 0660**
3/4	**615 811 0670**

HOSE CONNECTION mm	PART NUMBER
10	**615 811 0680**
13	**615 811 0690**
16	**615 811 0700**
19	**615 811 0710**

Nipples ISO 6150B 11mm see page 202

QUICK RELEASE COUPLINGS - ASIA 7.5MM: JAPAN, CHINA, INDIA

ASIA 7.5mm / Max air flow capacity 36 cfm - 17 l/s (Delta 7.2 psi / 0.5 bar)
Economical air flow 23.3 cfm - 11 l/s (Delta 2.9 psi / 0.2 bar)

MALE THREAD in.	PART NUMBER R
3/8	**615 811 0320**
1/2	**615 811 0330**
3/4	**615 811 0340**

FEMALE THREAD in.	PART NUMBER R
3/8	**615 811 0350**
1/2	**615 811 0360**
3/4	**615 811 0370**

HOSE CONNECTION mm	PART NUMBER
6	**615 811 0380**
8	**615 811 0390**
10	**615 811 0400**
13	**615 811 0410**

Nipples ASIA 7.5mm see page 203

CLAMPS

SIMPLE PRESSURE CLAMPS (TO BE USED WITH PLYERS)



DESCRIPTION		FOR EFFI		FOR PVC		PART NUMBER
in.	mm	ID in.	IDxOD mm	ID in.	IDxOD mm	
0.204-0.244	5.2-6.2	-	-	-	-	615 810 9790
0.232-0.276	5.9-7.0	-	-	-	-	615 810 9800
0.276-0.334	7.0-8.5	-	-	1/8	3x7	615 810 9810
0.334-0.393	8.5-10	1/4	6x9	3/16	5x9	615 810 9820
0.386-0.464	9.8-11.8	5/16	8x10	1/4	6x11	615 810 9830
0.445-0.523	11.3-13.3	5/16	8x12	5/16	8x12	615 810 9840
0.504-0.583	12.8-14.8	3/8	10x13 / 10x14	3/8	9.5x13 / 10x14	615 810 9850
0.575-0.661	14.6-16.8	1/2	13x16.5	3/8	10x16	615 810 9860
0.650-0.740	16.5-18.8	1/2	13x18	1/2	13x18	615 810 9870
0.709-0.799	18.0-20.3	1/2	13x18.6	1/2	12.5x19	615 810 9880
0.795-0.898	20.2-22.8	5/8	16x21	5/8	16x22	615 810 9890
0.866-0.976	22.0-24.8	3/8	16x22.5	5/8	16x23	615 810 9900
0.917-1.035	23.3-26.3	3/4	20x24	-	-	615 810 9910
1.043-1.181	26.5-30.0	-	-	3/4	20x26.6	615 810 9920
1.173-1.303	29.8-33.1	1	25x31	1	25x32	615 810 9930

PRESSURE CLAMP WITH SCREW

DESCRIPTION		FOR EFFI	FOR PVC RUBBER & POLYURETHANE	PART NUMBER
in.	mm	ID in.	ID in.	
0.31-0.55	8-14	1/4-5/16	1/8-1/4-5/16	615 804 6730
0.43-0.67	11-17	3/8	3/8	615 804 6740
0.51-0.79	13-20	1/2	1/2	615 804 6750
0.59-0.94	15-24	-	-	615 804 6760
0.75-1.10	19-28	5/8	5/8	615 804 6770
0.87-1.26	22-32	3/4	3/4	615 804 6780
1.02-1.50	26-38	-	-	615 810 9940
1.26-1.73	32-44	1	1	615 810 9950
1.50-1.97	38-50	-	-	615 810 9960
1.97-2.56	50-65	-	-	615 810 9970

HEAVY DUTY PRESSURE CLAMP FOR RUBBER

DESCRIPTION		FOR EFFI MAX	FOR RUBBER	PART NUMBER
in.	mm	ID in.	ID in.	
0.87-0.98	22-25	5/8	5/8	615 811 0050
0.98-1.10	25-28	3/4	3/4	615 811 0060
1.14-1.26	29-32	-	-	615 811 0070
1.34-1.50	34-38	-	1	615 811 0080

PERFECT PACK

PERFECT PACK CONTENT

ALWAYS GET THE BEST CONDITIONS FOR YOUR APPLICATIONS

- ►SUFFICIENT PRESSURE
- ►CONSTANT AIRFLOW
- ►PROPER COUPLINGS AND NIPPLES
- ►CORRECT CONNECTION TO THE TOOL (AS RECOMMENDED IN THE OPERATOR MANUAL)
- ►BETTER ERGONOMICS

PERFECT PACK PART NUMBER 615 812 0120

ITEM INCLUDED	SPECIFICATIONS	PART NO.
Airflex	1/2" NPT	**894 017 1567**
Whip 1/2" NPT	1/2" NPT	**CA049270**
Nipple ISO6150B	11 mm 1/2" Fem	**615 810 5870**
EF Coupling ISO6150B	11 mm Hose Con. 16 mm	**615 810 5480**
Effi Max Hose	5/8" (16mm) - 20 m	**615 810 9010**
Pressure Clamp HD x2	For rubber 22-25 mm	**615 811 0050**
Nipple ISO6150B	11 mm Hose Con. 16 mm	**615 810 6200**
EF Coupling ISO6150B	11 mm 1/2" Male	**615 810 5100**
FRL	2 stages 1/2" NPT	**894 016 8517**
FRL Stand	For 1/2" metallic FRL	**615 812 0450**
Oil Bottle	ProtectoLub 120 ml	**CA149661**
Gloves	XL size	**894 015 8619**

CONNECTING ACCESSORIES

LUBRICATION

OIL PROTECTO-LUBE

DESCRIPTION	PART NUMBER
Oil for cleaning motor parts (0.12L)	**CA149661**
Oil for cleaning motor parts (0.59L)	**CA000046**
Oil for air lubrication (3.8L)	**P089507**

CP CLUTCH GREASE

DESCRIPTION	PART NUMBER
Clutch Grease Tube (100g) Air Tool Oil	**894 015 8455**
Clutch Grease Cartridge (400g)	**894 015 8456**

GREASE GUN

DESCRIPTION	MODEL NUMBER
Grease gun	**C098689**

MINI OILER

DESCRIPTION	PART NUMBER
THREAD 1/4" NPT	**205 052 4123**
THREAD 3/8" NPT	**205 052 4293**

INLINE OILERS

MODEL NUMBER	CAPACITY	THREAD SIZE	MAXIMUM WORKING PRESSURE
615 812 0480	30 ml	1/4" BSP	34.0 bar (500psi)
615 812 0490	40 ml	1/2" BSP	34.0 bar (500psi)
615 812 0500	110 ml	3/4" BSP	18.0 bar (260psi)

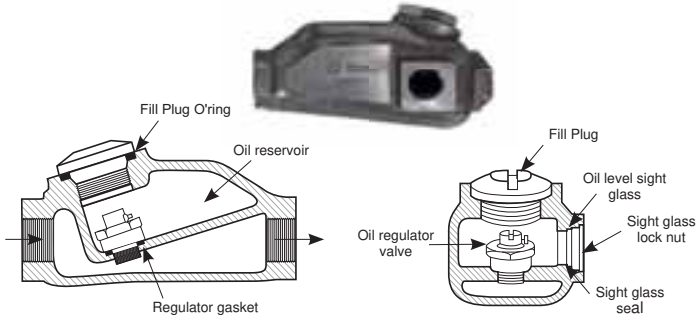

OTHER ACCESSORIES

AIR FLOW REGULATOR

DESCRIPTION	PART NUMBER
Economic flow regulator 1/4" NPT	**LC121737**
Heavy-duty flow regulator 1/4" NPT	**CA085203**

BLOW GUN

DESCRIPTION	PART NUMBER
Blow gun standard	**615 811 2690**
Blow gun standard silencer	**615 811 2700**
Blow gun extended nozzle	**615 811 2710**
Blow gun extended nozzle silencer	**615 811 2720**

All models: Air inlet 1/4"BSP

BALL VALVES

Suitable for air, water and many other liquids and gases.

DESCRIPTION	FEMALE THREAD	PART NUMBER	
	in.	NPT	BSP
CP BAL 08	1/4	**615 810 9490**	**615 810 9410**
CP BAL 10	3/8	**615 810 9500**	**615 810 9420**
CP BAL 15	1/2	**615 810 9510**	**615 810 9430**
CP BAL 20	3/4	**615 810 9520**	**615 810 9440**
CP BAL 25	1	**615 810 9530**	**615 810 9450**
CP BAL 32	1-1/4	**-**	**615 810 9460**
CP BAL 40	1-1/2	**-**	**615 810 9470**
CP BAL 50	2	**-**	**615 810 9480**

360° SWIVEL AIR INLET

Aimed to improve the working ergonomy,
Air flex connectors can rotate 360° eliminating efforts when working in cramped spaces

	PART NUMBER
Swivel	**894 015 8412**

* Air Inlet: 1/4" BSP

AIR FUSES

When a fitting comes loose or detached from a pressurized hose or the hose is damaged, the line pressure may cause hose whip. This dangerous situation can easily cause injury, and damage.
Fuses are used to reduce the likelihood of potentially dangerous hose whip. Air Fuses are designed to quickly shut off the supply air and reset automatically when the back pressure in the line downstream is restored.

Air Fuses help to meet OSHA requirement 1926.302 (USA) and may eliminate the need for restraining or shielding hose, as required by European Standard EN983.

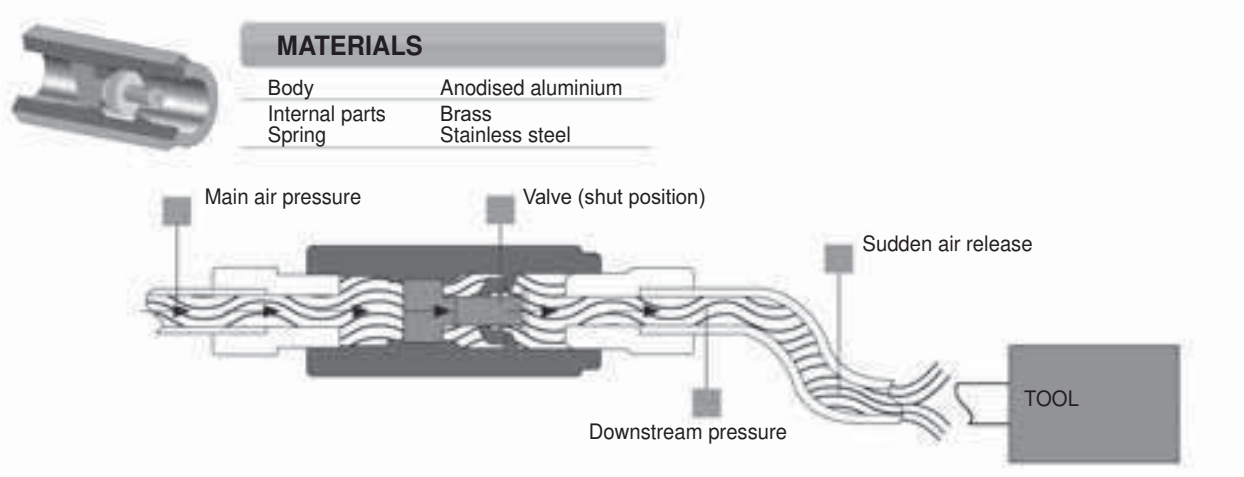

- Reduces risk of hose whip, helping to protect personnel
- Simple and reliable design
- High life expectancy
- Aluminum anodised body for high corrosion resistance
- Auto-Reset to restart downstream activity with the minimum downtime

PORT SIZE	PRESSURE DROP AT SHUT OFF FLOW		SHUT OFF FLOW RATE AT 7 BAR		TOOL MAXIMUM AIR FLOW		FOR FLOW RATES	PART NUMBER	
	bar	psi	l/s	cfm	l/s	cfm	in.	BSP	NPT
1/4"	0.14	2.03	7.8	16.4	5.0	10.5	Low	**615 811 2420**	
1/4"	0.30	4.35	13.0	27.3	10.0	21.0	High		**615 811 2460**
3/8"	0.14	2.03	18.0	37.8	10.0	21.0	Low	**110422**	
3/8"	0.30	4.35	32.0	67.2	25.0	52.5	High	**110432**	**615 811 2480**
1/2"	0.30	4.35	45.0	94.5	35.0	73.5	High	**110442**	
3/4"	0.30	4.35	75.0	157.5	60.0	126.0	High	**615 811 2430**	
1"	0.30	4.35	86.0	180.6	70.0	147.0	High	**615 811 2440**	

TEST EQUIPMENT

AIR TOOL SIMULATOR

DESCRIPTION	PART NUMBER
Air tool simulator	**615 811 0090**

To check whether the pressure or air flow is sufficient.
The air tool simulator will be connected instead of the pneumatic tool.
Supplied with different connections.

BALANCERS - CP9911 TO CP9950

The CP balancers are premium quality products developed to take the weight of the tool away from the operator's arm. They eliminate stress and fatigue and help improve productivity. Ideally suited for heavy tools and/or repetitive tasks.

Spring retractor:

- Cylindrical shape
- Automatic load retraction
- Working area remains free
- Cable made of stainless steel
- Aluminium housing
- 5.2 to 8.2 ft (1,600 to 2,500 mm) cable stroke

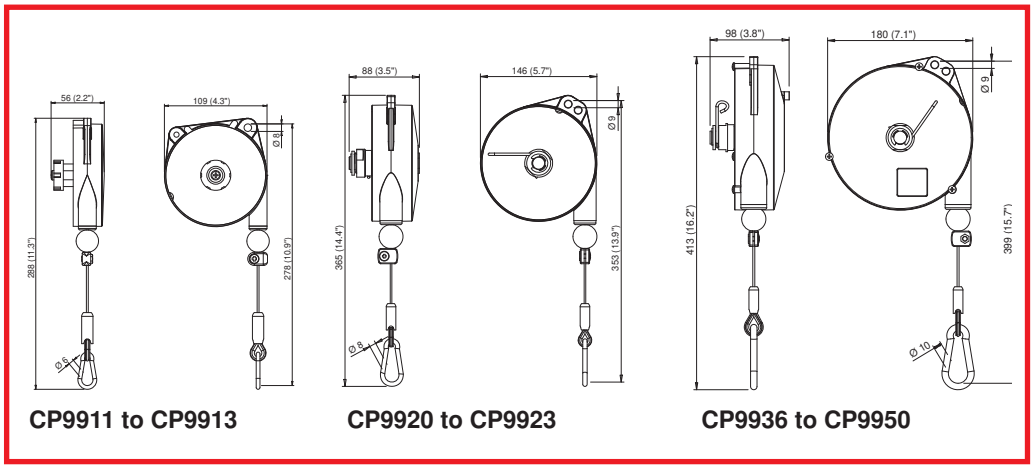

CP9911 to CP9913 CP9920 to CP9923 CP9936 to CP9950

MODEL	LOAD RANGE		STROKE		NET WEIGHT		PART NUMBER
	lb.	kg	ft	mm	lb.	kg	
LIGHT DUTY BALANCERS							
CP9911	0.8-2.2	0.4-1	5.2	1,600	1.3	0.6	**894 109 9110**
CP9912	2.2-4.4	1-2	5.2	1,600	1.3	0.6	**894 109 9120**
CP9913	4.4-6.6	2-3	5.2	1,600	1.5	0.7	**894 109 9130**
MEDIUM DUTY BALANCERS							
CP9920	2.2-5.5	1-2.5	6.5	2,000	4.4	2.0	**894 109 9200**
CP9921	4.4-8.8	2-4	6.5	2,000	4.4	2.0	**894 109 9210**
CP9922	8.8-13.2	4-6	6.5	2,000	5.1	2.3	**894 109 9220**
CP9923	13.2-17.6	6-8	6.5	2,000	5.5	2.5	**894 109 9230**
MEDIUM DUTY BALANCERS							
CP9936	4.4-8.8	2-4	8.2	2,500	6.4	2.9	**894 109 9360**
CP9937	8.8-13.2	4-6	8.2	2,500	7.1	3.2	**894 109 9370**
CP9938	13.2-17.6	6-8	8.2	2,500	7.7	3.5	**894 109 9380**
CP9939	17.6-22.0	8-10	8.2	2,500	8.2	3.7	**894 109 9390**
CP9940	22.0-30.8	10-14	8.2	2,500	8.8	4.0	**894 109 9400**
CP9946 *	4.4-8.8	2-4	8.2	2,500	6.6	3.0	**894 109 9460**
CP9947 *	8.8-13.2	4-6	8.2	2,500	7.3	3.3	**894 109 9470**
CP9948 *	13.2-17.6	6-8	8.2	2,500	7.9	3.6	**894 109 9480**
CP9949 *	17.6-22.0	8-10	8.2	2,500	8.4	3.8	**894 109 9490**
CP9950 *	22.0-30.8	10-14	8.2	2,500	8.8	4.0	**894 109 9500**

** Equipped with a stroke locking device*

BALANCERS - CP9954 TO CP9971

Reaction free:
- Conical shape
- Constant retracting force
- Holds the selected height
- Cable made of stainless steel
- Aluminium housing
- 6.5 ft (2,000 mm) cable stroke

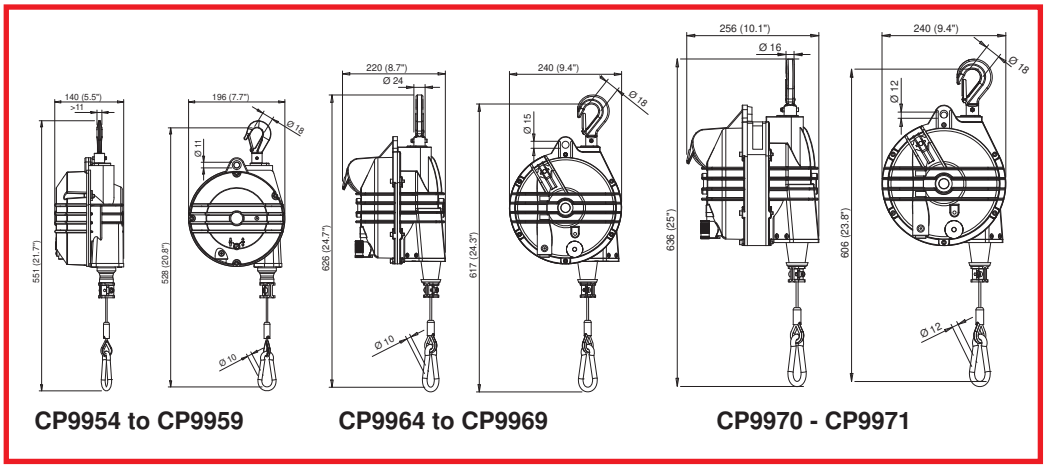

CP9954 to CP9959 CP9964 to CP9969 CP9970 - CP9971

MODEL	LOAD RANGE		STROKE		NET WEIGHT		PART NUMBER
	lb.	kg	ft	mm	lb.	kg	
MEDIUM DUTY TO HEAVY DUTY BALANCERS							
CP9954	8.8-15.4	4-7	6.5	2,000	11.0	5.0	894 109 9540
CP9955	15.4-22.0	7-10	6.5	2,000	12.1	5.5	894 109 9550
CP9956	22.0-30.8	10-14	6.5	2,000	12.1	5.5	894 109 9560
CP9957	30.8-39.7	14-18	6.5	2,000	14.3	6.5	894 109 9570
CP9958	39.7-48.5	18-22	6.5	2,000	13.2	6.0	894 109 9580
CP9959	48.5-55.1	22-25	6.5	2,000	14.6	6.6	894 109 9590
HEAVY DUTY BALANCERS							
CP9964	55.1-66.1	25-30	6.5	2,000	25.4	11.5	894 109 9640
CP9965	66.1-77.2	30-35	6.5	2,000	26.0	11.8	894 109 9650
CP9966	77.2-99.2	35-45	6.5	2,000	27.3	12.4	894 109 9660
CP9967	99.2-121.2	45-55	6.5	2,000	27.6	12.5	894 109 9670
CP9968	121.2-143.3	55-65	6.5	2,000	30.0	13.6	894 109 9680
CP9969	143.3-165.3	65-75	6.5	2,000	32.0	14.5	894 109 9690
SUPER HEAVY DUTY BALANCERS							
CP9970	165.3-198.4	75-90	6.5	2,000	38.1	17.3	894 109 9700
CP9971	198.4-231.5	90-105	6.5	2,000	39.7	18.0	894 109 9710

Notes

CP ToolBox

Get the free CP ToolBox

Scan this QR code or visit http://qr.cp.com/app

Browse the complete CP product range in just a few taps.

Specifications, part breakdowns, manuals, and more at your fingertips. CP ToolBox offers comprehensive tool information anytime, even in locations without an internet connection.

The right compressed air solution

From raw material work to production lines, Chicago Pneumatic compressors keep you productive at all times.

Chicago Pneumatic is the perfect partner for your industrial processes. Our extended portfolio includes rotary screw compressors, piston compressors, quality air solution products and parts & services. The complete range of products excels in solidity and robustness ensuring quality and reliability. All CP products are designed and built to deliver the performance that will increase your productivity, always pushing for the best outcome possible.

With Chicago Pneumatic compressors, optimal performance and efficiency become a given, meeting the compressed air needs of professionals around the globe.

To get more details about the CP compressor offer in your country, please contact your closest distributor on our website: www.cp.com

Inverter-driven compressor technology for lower energy consumption

Energy takes up about 70% of the total operating cost of your compressor over a 5-year period. That is why Chicago Pneumatic R&D focuses on energy savings. Inverter-driven compressors can cut the energy bill of your compressed air installation by up to 30%.

Inverter-driven compressors reduce energy consumption through:

- Air end: energy optimization throughout the speed range
- Inverter: perfect match of air demand and air supply, no unload losses
- Drive train: direct transmission engineered for longer bearing lifetime
- Controller: intelligent energy saving features with optimum zone control and integrated sequencer (up to 6 compressors)

COMPRESSORS

The 10 things you should consider when buying a compressor

When you consider buying a compressor, the offer is wide and can appear quite complex. Here are 10 basic rules to help you finding the compressor that suits your needs.

1. Determine your type of use: DIY, professional or industrial

You just occasionally fix small things at home? Or you rather need continuous air flow to keep different applications ruling in your factory?

2. Define the tools you will work with to define the total Free Air Delivery requirements (FAD). FAD is often expressed in CFM (cubic feet per meter) or l/m (liter per minute)

Blowing up your mountain bike tires requires much less air flow and pressure than working with a professional spray gun. To select the right compressor, you need to know the total CFM of all your individual air applications. Add an additional margin of 25% to cover inefficiencies in your network and future growth. FAD is the most important selection criterium.

required CFM = (CFM tool 1+ CFM tool 2 + CFM tool n) + 25% of total CFM

3. Define your frequency of use: occasional – intermittent – frequent

Piston compressor technology is suitable for many occasional and intermittent users. Frequent users will benefit from cast iron piston and screw compressor technology.

4. Define the spacing requirements of your machine: fixed, moveable, remote device and horizontal or vertical vessel

For easy moving around your compressor, look for comfortable handles and wheels. For remote service, consider an engine driven compressor. Always on the same spot? Go for comfort vibration dampers and a wide stable base. If you have reduced workspace, consider a vertical vessel.

5. Define the comfort you need in terms of noise level

With a separate compressor room and an air network, there are less requirements considering the compressor noise level. If you want to position your device close to your working area, silenced compressors are ideal for you.

6. Define your electrical requirements

Check if you need a 1 phase or 3 phase compressor. When you have variable flow requirements and more than 5 minutes load, consider a frequency driven compressor. Most of the time, your air consumption will not be constant, so you can gain a lot on energy efficiency.

7. Define your vessel size

For an average use of your selected compressor type, the standard proposed vessel size suits the needs, as compressor design is based on years of experience.

8. Define the accessories you need

You have delicate air equipment or care extra about the environment, so you need special clean or dry air? Quality Air solutions like dryers and filters exist in many forms, separate or integrated if you require moisture free air.

9. Check the quality label

For an optimal return on investment, look for guarantees, like ISO conformity and genuine parts so you can enjoy a long, safe and efficient lifetime of your compressor.

10. Check ease of maintenance, parts and service availability

Check serviceability of the device, service intervals and if easy access to genuine parts and services is guaranteed.

You want to verify your choice? Our team is ready to support you with their professional advice on Chicago Pneumatic compressors.

Check out your nearest contact at **www.cp.com**

GENERAL SAFETY INSTRUCTIONS FOR THE OPERATION OF POWER TOOLS

The goal of Chicago Pneumatic is to produce tools that help the operator work safely and efficiently. The most important safety device for this or any tool is the operator. Care and good judgement are the best protection against injury. All possible hazards cannot be covered here, but we have tried to highlight some of the important ones. Individuals should look for and obey Caution, Warning and Danger Signs placed on tools, and displayed in the workplace. Operators should read and follow safety instructions packed with each tool. For a copy of these instructions, contact your nearest Chicago Pneumatic representative via www.cp.com.

Learn how each tool works. Even if you have previously used similar tools, carefully check out each tool before you use it. Get the "feel" of it and know capabilities, limitations, potential hazards, how it operates and how it stops.

WARNING

Multiple Hazards. Read and understand safety instructions supplied with tool before operating or servicing. Failure to do so can result in serious bodily injury.

All tools are designed to operate on a air line pressure of 90 PSI (6.3 bar +/-0.15) bar in accordance with ISO2787, 8NTC1.2. Sound levels +/- 3dB(A)* are measured in accordance with EN ISO15744. Vibration values* are measured in accordance with ISO8662 & ISO28927

A higher pressure could affect the tools lifespan, and operator safety (excessive vibration, or abrasive over-speed and burst risk). We recommend the use of a gauge equipped FRL for every tool to operate this adjustment.
**These declared values were obtained by laboratory type testing in accordance with the stated standards and are suitable for comparison with the declared values of other tools tested in accordance with the same standards. These declared values are not adequate for use in risk assessments and values measured in individual work places may be higher. The actual exposure values and risk of harm experienced by an individual user are unique and depend upon the way the user works, the workpiece and the workstation design, as well upon the exposure time and the physical condition of the user.*
We, Chicago Pneumatic, cannot be held liable for the consequences of using the declared values, instead of values reflecting the actual exposure, in an individual risk assessment in a work place situation over which we have no control.

Compressed Air Hazards

- Air under pressure can cause injury. Never point an air hose at yourself or anyone else. Never blow your clothes free of dust with compressed air. Always direct exhaust air away from yourself and others in the work area.
- Always check for damaged or loose hoses and fittings before using an air tool, and replace if necessary. Whipping hoses can cause serious injury.
- Disconnect the tool from the air supply when not in use, before changing accessories, setting the torque, or when making repairs.
- Do not exceed rated air pressure to increase the output of the tool. This could cause injury and shorten tool life.
- Do not assemble quick coupler on the tool. Vibration can cause breakage resulting in a whipping air hose. Instead, use quick couplers on the end of a short leader hose.
- When universal twist couplings are used, lock pins must be installed to prevent accidental hose disconnection.
- Air tools are not intended for use in explosive atmospheres and are not insulated for contact with electric power sources.

Projectile Hazards for all air tools

- Always wear impact resistant eye and face protection when involved with or near the operation or the repair of air tools.

Breathing Hazards

- Proper breathing protection must be worn when working with materials which produce airborne particles.

Noise Hazards

- Hearing loss can result from prolonged exposure to excessive sound levels.
- Use hearing protection as recommended by your employer or OSHA regulation (see 29 CFR part 1910).

Vibration Hazards

- Repetitive work motions, awkward positions and exposure to vibration may be harmful to your hands and arms.
- If numbness, tingling, pain or whitening of the skin occurs, stop using tool and consult a physician.

Entanglement Hazards

- To reduce the risk of injury from entanglement, do not wear loose clothing when using rotating accessories.

Additional Hazards

- Slip/Trip/Fall is a major cause of serious injury or death. Beware of excess hose/cord left on the walking or work surface.
- Operators and maintenance personnel must be physically fit to perform job tasks, and handle the bulk, weight and power of the tool.
- Deburring tools should be used to reduce risk of cuts and abrasions due to burrs.
- Wear gloves to protect hands from sharp edges.

SPECIFIC SAFETY INSTRUCTIONS FOR POWER TOOL GROUPS

In addition to the General Safety Instructions, the following are safety instructions and warnings that apply to the safe operation of specific power tool groups. Consult ANSI B186.1 Safety Code for Portable Air Tools. Available from: America National Standards Institute (ANSI), 11 W. 42nd St., 13th floor, New York, New York 10036, (212) 642-4900; or the European Committee for Standardization, Rue de Stassart 36, 1050 Brussels, Belgium.

Impact Wrenches

- Never use hand sockets. Use only impact sockets in good condition. Sockets in poor condition reduce impact power and could also shatter, resulting in personal injury.
- When using a universal joint, never free run the tool, it may run too fast and cause the joint to be thrown from the tool.
- Always use the simplest hook-up possible. Long springy extension bars and adapters absorb impact power and could break loose resulting in personal injury. Instead, use deep sockets whenever possible.
- For tools using the pin and o-ring socket retainer, use the o-ring to securely retain the socket pin.

Abrasive Tools

- Never mount a grinding wheel on a sander.
- Never use a grinding wheel marked with a speed lower than the rated air grinder speed.
- All grinding wheels and polishing/sanding accessories should be checked for cracks or other damage before mounting and use.
- Always use the recommended wheel guard to prevent injury when performing grinding operations. If a guard has withstood wheel or disc breakage, it must be replaced.
- Position a guard between the grinding wheel or disc and the operator. Use barriers to protect others from fragments and grinding sparks.
- Make sure grinding wheels are mounted according to manufacturer's specifications; always use correct mounting flanges.
- Before grinding, test grinding wheel or disc by briefly running tool at full throttle. Be sure to use a barrier (such as under a heavy work table) to protect yourself from possible broken wheel parts.
- Never tamper with or remove a speed governor from a tool to make it run faster. Periodically check tool speed with a tachometer.

Assembly Tools

- Serious injury can result from over-torqued or under-torqued fasteners, which can break, or loosen and separate.
- Released assemblies can become projectiles. Assemblies requiring a specific torque must be checked using a torque meter.

Hammers

- All chisels, rivet sets and other accessories should be checked for cracks, excessive wear, or other physical damage before each use. Accessories that show signs of damage should be replaced immediately.
- Never use a tool without the proper accessory retainer.

Ratchets

- Never use hand sockets. Use only power drive sockets per ANSI B107.2.
- To reduce the risk of injury, always support the handle securely in the direction opposite of the spindle rotation to minimize torque reaction.

Specialty Tools

- Specific instructions/warnings affecting this group of tools are contained in product-specific documents accompanying each product.

Drills

- Keep away from rotating bit and chuck. You can become cut or burned if you come in contact with the drill bit, chips or work surface.
- Use intermittent drill pressure to avoid long shaved chips.
- The drill bit can suddenly bind and cause the work piece or tool to rotate causing arm and shoulder injuries.
- ANSI recommends use of a support handle on drills with a chuck larger than 3/8" (10 mm).

Accessories



- Always use accessories of correct size and design for the tool. Tool and accessories must not be modified in any way.
- Never use a tool without the proper accessory retainer.

See Safety Requirements for Abraiding Materials with Coated Abrasives (B7.7) from ANSI.

INDEX (MODEL SEARCH)

MODEL	PART NUMBER	DESCRIPTION	PAGE
B14A	615 174 0220	Percussive Tool	169
B15B	615 174 0230	Percussive Tool	167
B15M	615 174 0240	Percussive Tool	163
B16B	615 174 0250	Percussive Tool	167
B16BV	615 174 0510	Percussive Tool	168
B16M	615 174 0260	Percussive Tool	163
B16MV	615 174 0500	Percussive Tool	164
B18B	615 174 0270	Percussive Tool	167
B18BV	615 174 0530	Percussive Tool	168
B18M	615 174 0280	Percussive Tool	163
B18MV	615 174 0520	Percussive Tool	164
B19B	615 174 0300	Percussive Tool	167
B19B1	615 174 0310	Percussive Tool	167
B19BV	615 174 0550	Percussive Tool	168
B19M	615 174 0320	Percussive Tool	163
B19MV	615 174 0540	Percussive Tool	164
B20	615 174 0340	Percussive Tool	172
B20-0	615 174 0350	Percussive Tool	172
B20-00	615 174 0360	Percussive Tool	172
B20-1	615 174 0370	Percussive Tool	172
B20L	615 174 0380	Percussive Tool	172
B20L-1	615 174 0390	Percussive Tool	172
B21B	615 174 0400	Percussive Tool	167
B21M	615 174 0410	Percussive Tool	163
B23	615 174 0420	Percussive Tool	169
CP0200B18	615 161 8010	Percussive Tool	173
CP0200B18-2F	615 161 8020	Percussive Tool	173
CP0200B18L	615 161 8080	Percussive Tool	173
CP0200B18L-2F	615 161 8090	Percussive Tool	173
CP0200B22	615 161 8030	Percussive Tool	173
CP0200B22-2F	615 161 8040	Percussive Tool	173
CP0200B22L	615 161 8100	Percussive Tool	173
CP0200B22L-2F	615 161 8110	Percussive Tool	173
CP0200B25	615 161 8050	Percussive Tool	173
CP0200B25-2F	615 161 8060	Percussive Tool	173
CP0200B25L	615 161 8120	Percussive Tool	173
CP0200B25L-2F	615 161 8130	Percussive Tool	173
CP0200B32L	615 161 8070	Percussive Tool	173
CP0200B32L-2F	615 161 8140	Percussive Tool	173
CP0456-LASAN	T013049	Percussive Tool	162
CP0456-LESAR	T013046	Percussive Tool	162
CP0611-D28H	615 159 0160	Impact	23
CP0611-D28L	615 159 0170	Impact	23
CP0611P RS	615 159 0050	Impact	22
CP0611P RLS	615 159 0060	Impact	22
CP0951	T022306	Percussive Tool	161
CP0952	T019191	Percussive Tool	161
CP1014P05	615 158 0190	Drill	150
CP1014P24	615 158 0050	Drill	149
CP1014P33	615 158 0030	Drill	149
CP1014P45	615 158 0010	Drill	149
CP1114R09	615 158 0320	Drill	153
CP1114R26	615 158 0330	Drill	153
CP1114R40	615 158 0340	Drill	153
CP1114R05	615 158 0310	Drill	153
CP1117P05	615 158 0170	Drill	151
CP1117P05 (keyless)	615 158 0180	Drill	151
CP1117P05 (without chuck)	615 158 0240	Drill	151
CP1117P09	615 158 0150	Drill	151
CP1117P09 (keyless)	615 158 0160	Drill	151
CP1117P09 (without chuck)	615 158 0230	Drill	151
CP1117P26	615 158 0130	Drill	150
CP1117P26 (keyless)	615 158 0140	Drill	150
CP1117P26 (without chuck)	615 158 0220	Drill	150
CP1117P32	615 158 0110	Drill	150
CP1117P32 (keyless)	615 158 0120	Drill	150
CP1117P32 (without chuck)	615 158 0210	Drill	150
CP1117P60	615 158 0090	Drill	150
CP1117P60 (keyless)	615 158 0100	Drill	150
CP1117P60 (without chuck)	615 158 0200	Drill	150
CP1720R22	615 158 0250	Drill	155
CP1720R32	615 158 0260	Drill	155
CP1720R50	615 158 0270	Drill	155
CP1816	615 158 0300	Drill	154
CP1820R22	615 158 0280	Drill	155
CP1820R32	615 158 0290	Drill	155
CP2003	6151922003	Screwdriver	64
CP2005	6151922005	Screwdriver	64
CP2007	6151922007	Screwdriver	64
CP2008	6151922008	Screwdriver	64
CP2010	6151922010	Screwdriver	64
CP2012	6151922012	Screwdriver	64
CP2036	6151922036	Screwdriver	58
CP2037	6151922037	Screwdriver	58
CP2041	6151922041	Screwdriver	58
CP2042	6151922042	Screwdriver	58
CP2136	8941021360	Screwdriver	57
CP2141	8941021410	Screwdriver	57
CP2611	6151922611	Screwdriver	63
CP2612	6151922612	Screwdriver	61
CP2621	6151922621	Screwdriver	63
CP2622	6151922622	Screwdriver	63
CP2623	6151922623	Screwdriver	61
CP2754	6151922754	Screwdriver	59
CP2755	6151922755	Screwdriver	59
CP2764	6151922764	Screwdriver	59
CP2765	6151922765	Screwdriver	59
CP2780	6151922780	Screwdriver	59
CP2816	6151630020	Screwdriver	62

MODEL	PART NUMBER	DESCRIPTION	PAGE
CP2817	6151630030	Screwdriver	62
CP2828	6151630040	Screwdriver	62
CP2829	6151630050	Screwdriver	62
CP3000-325F	615 160 0180	Die Grinder	82
CP3000-325R	615 160 0150	Die Grinder	82
CP3000-330R	615 160 0160	Die Grinder	82
CP3000-415R	615 160 0190	Die Grinder	82
CP3000-418R	615 160 0200	Die Grinder	82
CP3000-420F	615 160 0250	Die Grinder	82
CP3000-420R	615 160 0210	Die Grinder	82
CP3000-424F	615 160 0260	Die Grinder	82
CP3000-424R	615 160 0220	Die Grinder	82
CP3000-515R	615 160 0270	Die Grinder	82
CP3000-518R	615 160 0280	Die Grinder	82
CP3000-520R	615 160 0290	Die Grinder	82
CP3000-600CR	615 160 0140	Die Grinder	79
CP3000-600CR	615 160 0330	Die Grinder	79
CP3019-12AC	615 160 4070	Die Grinder	84
CP3019-12AC CNOMO	615 160 4230	Die Grinder	84
CP3019-12AF	615 160 7080	Rotary Sander	125
CP3019-13A4	615 160 7050	Angle Grinder	98
CP3019-18	615 160 0090	Die Grinder	84
CP3019-18A3	615 160 7060	Angle Grinder	98
CP3019-20	615 160 0100	Die Grinder	84
CP3019-20AC	615 160 4080	Die Grinder	84
CP3019-20AC CNOMO	615 160 4240	Die Grinder	84
CP3019-20AF	615 160 7090	Rotary Sander	125
CP3019-20A3	615 160 7070	Angle Grinder	98
CP3019-20 CNOMO	615 160 0340	Die Grinder	84
CP3019-20ES	615 160 2170	Die Grinder	84
CP3019-20ES CNOMO	615 160 2210	Die Grinder	84
CP3019-25	615 160 0110	Die Grinder	84
CP3019-25 CNOMO	615 160 0350	Die Grinder	84
CP3019-25ES	615 160 2180	Die Grinder	84
CP3019-25ES CNOMO	615 160 2220	Die Grinder	84
CP3019-31	615 160 0120	Die Grinder	84
CP3019-31 CNOMO	615 160 0360	Die Grinder	84
CP3019-31ES	615 160 2190	Die Grinder	84
CP3019-31ES CNOMO	615 160 2230	Die Grinder	84
CP3019-40	615 160 0130	Die Grinder	84
CP3019-40 CNOMO	615 160 0370	Die Grinder	84
CP3019-40ES	615 160 2200	Die Grinder	84
CP3019-40ES CNOMO	615 160 2240	Die Grinder	84
CP3030-325AFR	615 162 0060	Rotary Sander	124
CP3030-325F	615 160 4120	Die Grinder	83
CP3030-325R	615 160 4090	Die Grinder	83
CP3030-330F	615 160 4110	Die Grinder	83
CP3030-330R	615 160 4100	Die Grinder	83
CP3030-415AFR	615 162 0070	Rotary Sander	124
CP3030-418R	615 160 4130	Die Grinder	83
CP3030-420AFR	615 162 0080	Rotary Sander	124
CP3030-420F	615 160 4170	Die Grinder	83
CP3030-420R	615 160 4140	Die Grinder	83
CP3030-424F	615 160 4180	Die Grinder	83
CP3030-424R	615 160 4150	Die Grinder	83
CP3030-515AFR	615 162 0100	Rotary Sander	124
CP3030-518R	615 160 4190	Die Grinder	83
CP3030-520R	615 160 4200	Die Grinder	83
CP3040GABTIM	615 160 7010	Angle Grinder	100
CP3040GASTIM	615 160 7020	Angle Grinder	100
CP3070-120G	615 162 0090	Pistol Sanders	126
CP3109-13A4	615 160 7030	Angle Grinder	100
CP3109-13A4ES	615 160 7040	Angle Grinder	100
CP3109-13AC	615 160 4060	Die Grinder	87
CP3109-19	615 160 0020	Die Grinder	86
CP3109-19ES	615 160 2080	Die Grinder	86
CP3109-24	615 160 0030	Die Grinder	86
CP3109-24ES	615 160 2090	Die Grinder	86
CP3109-28	615 160 0040	Die Grinder	86
CP3109-28ES	615 160 2100	Die Grinder	86
CP3119-12	615 160 0050	Die Grinder	88
CP3119-12 CNOMO	615 160 0380	Die Grinder	88
CP3119-123X	615 160 6070	Straight Wheel Grinder	90
CP3119-12EL	615 160 2150	Die Grinder	89
CP3119-12ES	615 160 2110	Die Grinder	88
CP3119-12ES CNOMO	615 160 2250	Die Grinder	88
CP3119-12ES3X	615 160 6030	Straight Wheel Grinder	90
CP3119-12ES4	615 160 6020	Straight Wheel Grinder	90
CP3119-12EXL	615 160 2160	Die Grinder	89
CP3119-15	615 160 0060	Die Grinder	88
CP3119-15 CNOMO	615 160 0390	Die Grinder	88
CP3119-15ES	615 160 2120	Die Grinder	88
CP3119-15ES CNOMO	615 160 2260	Die Grinder	88
CP3119-15ES2	615 160 6040	Straight Wheel Grinder	90
CP3119-15ES3	615 160 6050	Straight Wheel Grinder	90
CP3119-18	615 160 0070	Die Grinder	88
CP3119-18 CNOMO	615 160 0400	Die Grinder	88
CP3119-18ES	615 160 2130	Die Grinder	88
CP3119-18ES CNOMO	615 160 2270	Die Grinder	88
CP3119-18ES3	615 160 6060	Straight Wheel Grinder	90
CP3119-22	615 160 0080	Die Grinder	88
CP3119-22 CNOMO	615 160 0410	Die Grinder	88
CP3119-22ES	615 160 2140	Die Grinder	88
CP3119-22ES CNOMO	615 160 2280	Die Grinder	88
CP3249-GABSUD	615 160 6140	Straight Wheel Grinder	91
CP3249-GABSYG	615 160 6130	Straight Wheel Grinder	91
CP3249-GABSUDE	615 160 6190	Straight Wheel Grinder	91
CP3249-GABSYGE	615 160 6180	Straight Wheel Grinder	91
CP3330-SALAVET	615 160 9210	Vertical Grinder	113

MODEL	PART NUMBER	DESCRIPTION	PAGE
CP3330-SALAVAD	615 160 9220	Vertical Grinder	113
CP3330-SALAVEL	615 160 9230	Vertical Grinder	113
CP3340-SALAVET	615 160 9270	Vertical Grinder	113
CP3340-SALAVAD	615 160 9280	Vertical Grinder	113
CP3340-SALAVEL	615 160 9290	Vertical Grinder	113
CP3349-SALAVADE	615 160 9110	Angle Grinder	115
CP3349-SALAVEL	615 160 9070	Angle Grinder	115
CP3349-SALAVELE	615 160 9130	Angle Grinder	115
CP3349-SALAVET	615 160 9080	Angle Grinder	115
CP3349-SALAVETE	615 160 9150	Angle Grinder	115
CP3450-12AA5	615 160 4040	Angle Grinder	101
CP3450-12AB5	615 160 4050	Angle Grinder	101
CP3450-12AC4	615 160 4010	Angle Grinder	101
CP3450-12AC45	615 160 4030	Angle Grinder	101
CP3450-12ACR4	615 160 4020	Angle Grinder	101
CP3451-16SE25	615 160 2020	Straight Wheel Grinder	90
CP3451-16SER25	615 160 2050	Straight Wheel Grinder	90
CP3451-18SE3	615 160 2030	Straight Wheel Grinder	90
CP3451-18SEC	615 160 2010	Straight Wheel Grinder	85
CP3451-18SER3	615 160 2060	Straight Wheel Grinder	90
CP3451-18SERC	615 160 2040	Straight Wheel Grinder	85
CP3510	615 193 3510	Orbital Sander	130
CP3511	615 193 3511	Orbital Sander	130
CP3512	615 193 3512	Orbital Sander	130
CP3514	615 193 3514	Orbital Sander	130
CP3550-120AA5	615 160 7780	Rotary Sander	136
CP3550-120AB5	615 160 7790	Rotary Sander	136
CP3550-120AC	615 160 7750	Die Grinder	87
CP3550-120AC4	615 160 7750	Angle Grinder	105
CP3550-120AA45	615 160 7760	Angle Grinder	105
CP3550-120AB45	615 160 7770	Angle Grinder	105
CP3550-120AA5	615 160 7780	Angle Grinder	105
CP3550-120AB5	615 160 7790	Angle Grinder	105
CP3650-075AAE	615 160 7270	Rotary Sander	137
CP3650-075AB	615 160 7280	Rotary Sander	137
CP3650-085AAE	615 160 7260	Rotary Sander	137
CP3650-085AB	615 162 0190	Rotary Sander	137
CP3650-100AB6VK	615 160 7300	Angle Grinder	107
CP3650-120AAE	615 160 7240	Rotary Sander	137
CP3650-120AA45	615 160 7310	Angle Grinder	107
CP3650-120AA5	615 160 7210	Angle Grinder	107
CP3650-120AA5VK	615 160 7180	Angle Grinder	107
CP3650-120AB	615 160 7250	Rotary Sander	137
CP3650-120AB45	615 160 7320	Angle Grinder	107
CP3650-120AB5	615 160 7220	Angle Grinder	107
CP3650-120AB5VK	615 160 7190	Angle Grinder	107
CP3650-120ACC	615 160 7230	Die Grinder	87
CP3650-120AH5VK	615 160 7200	Angle Grinder	107
CP3650-135AC4FK	615 160 7170	Angle Grinder	107
CP3650-135AC4SE	615 160 7290	Rotary Sander	137
CP3850-60AB	615 170 5000	Rotary Sander	138
CP3850-60AB9V	615 160 7340	Angle Grinder	110
CP3850-65AB9VE	615 170 4940	Angle Grinder	111
CP3850-65ABVE	615 170 4980	Rotary Sander	138
CP3850-65AH9VE	615 170 4950	Angle Grinder	111
CP3850-77AB	615 170 4990	Rotary Sander	138
CP3850-77AB7V	615 170 4960	Angle Grinder	110
CP3850-85ABVE	615 170 4970	Rotary Sander	138
CP3850-85AB7V	615 160 7440	Angle Grinder	110
CP3850-85AB7VE	615 170 4920	Angle Grinder	111
CP3850-85AH7VE	615 170 4930	Angle Grinder	111
CP5080-3260D12	615 162 0000	Belt Sander	128
CP5080-3260D12K	615 162 0050	Belt Sander	128
CP5080-4200D24	615 162 0010	Belt Sander	128
CP5080-4200H18	615 162 0020	Belt Sander	129
CP5080-4200H18K	615 162 0040	Belt Sander	129
CP5080-5220H18	615 162 0030	Belt Sander	129
CP5080-3260H19	615 162 0200	Belt Sander	128
CP6060-P15H	615 159 0090	Impact	20
CP6060-P15R	615 159 0100	Impact	20
CP6070-P15H	615 159 0110	Impact	20
CP6120-D35H	615 159 0120	Impact	25
CP6120-D35L	615 159 0130	Impact	25
CP6130-T70	615 159 0010	Impact	27
CP6135-D80	615 159 0380	Impact	26
CP6135-D80L	615 159 0660	Impact	26
CP6240-T120	615 159 0020	Impact	27
CP6300 RSR	T025285	Impact	11
CP6500-RS	T025214	Impact	15
CP6500-RSR	T025216	Impact	15
CP6613	615 180 0090	Bluetork	37
CP6613 + ATC PACK	615 180 0120	Bluetork	37
CP6626	615 180 0100	Bluetork	37
CP6626 + ATC PACK	615 180 0130	Bluetork	37
CP6641	615 180 0110	Bluetork	37
CP6641 + ATC PACK	615 180 0140	Bluetork	37
CP6728-P05R	615 159 0550	Impact	17
CP6738-P05R	615 159 0560	Impact	17
CP6748EX-P11R	615 159 0570	Impact	17
CP6763	615 159 0400	Impact	18
CP6763-D18D	615 159 0640	Impact	19
CP6768EX-P18D	615 159 0580	Impact	17
CP6773-D18D	615 159 0650	Impact	19
CP6773	615 159 0410	Impact	19
CP6778EX-P18D	615 159 0590	Impact	17
CP6910-P24	615 159 0070	Impact	21
CP6920-D24	615 159 0080	Impact	21
CP6930-D35	615 159 0390	Impact	21
CP7111	894 107 1110	Percussive Tool	165

MODEL	PART NUMBER	DESCRIPTION	PAGE
CP7111H	894 107 1111	Percussive Tool	165
CP7111HK	894 117 1111	Percussive Tool	181
CP7111K	894 117 1110	Percussive Tool	181
CP714 Kit	T025364	Percussive Tool	181
CP717 Kit	T025365	Percussive Tool	181
CP7115	894 107 1150	Percussive Tool	161
CP7120	894 107 1200	Percussive Tool	162
CP7125	894 107 1250	Percussive Tool	161
CP714	T012735	Percussive Tool	165
CP716	T025348	Percussive Tool	165
CP717	T020120	Percussive Tool	165
CP7202	894 107 2021	Pistol Sanders	125
CP721	T021963	Impact	10
CP7215	894 107 2151	Orbital Sander	131
CP7215CV	894 107 2153	Orbital Sander	131
CP7215CVE	894 127 2153	Orbital Sander	131
CP7215E	894 127 2151	Orbital Sander	131
CP7215H	894 107 2154	Orbital Sander	132
CP7215HCVE	894 127 2155	Orbital Sander	132
CP7215HE	894 127 2154	Orbital Sander	132
CP7215SV	894 107 2152	Orbital Sander	131
CP7215SVE	894 127 2152	Orbital Sander	131
CP7220CVE	894 127 2203	Orbital Sander	133
CP7220E	894 127 2201	Orbital Sander	133
CP7220HCVE	615 170 3790	Orbital Sander	133
CP7220HE	615 170 3770	Orbital Sander	134
CP7220SVE	894 127 2202	Orbital Sander	133
CP7225	894 107 2251	Orbital Sander	131
CP7225CV	894 107 2253	Orbital Sander	131
CP7225CVE	894 127 2253	Orbital Sander	131
CP7225E	894 127 2251	Orbital Sander	131
CP7225SVE	894 127 2252	Orbital Sander	131
CP724H	894 100 7241	Impact	11
CP7250CVE	894 127 2503	Orbital Sander	133
CP7250E	894 127 2501	Orbital Sander	133
CP7250HCVE	615 170 3760	Orbital Sander	134
CP7250SVE	894 127 2502	Orbital Sander	133
CP7255	894 107 2551	Orbital Sander	131
CP7255CV	894 107 2553	Orbital Sander	131
CP7255CVE	894 127 2553	Orbital Sander	131
CP7255E	894 127 2551	Orbital Sander	131
CP7255H	894 107 2554	Orbital Sander	132
CP7255HCVE	894 127 2555	Orbital Sander	132
CP7255HE	894 127 2554	Orbital Sander	132
CP7255SV	894 107 2552	Orbital Sander	131
CP7255SVE	894 127 2552	Orbital Sander	131
CP726H	894 100 7261	Impact	11
CP7263CVE	894 117 2650	Orbital Sander	135
CP7263E	894 107 2650	Orbital Sander	135
CP7264CVE	894 117 2640	Orbital Sander	135
CP7264E	894 107 2640	Orbital Sander	135
CP7266CVE	894 117 2660	Orbital Sander	135
CP7266E	894 107 2660	Orbital Sander	135
CP7267CVE	894 117 2670	Orbital Sander	135
CP7267E	894 107 2670	Orbital Sander	135
CP7268	894 107 2680	Orbital Sander	132
CP7300	894 107 3000	Drill	148
CP7300R	894 107 3001	Drill	148
CP7500D	894 107 5001	Angle Grinder	98
CP7500DK	894 107 5002	Angle Grinder	98
CP7540-CN	894 107 5400	Angle Grinder	103
CP7540-C	894 107 5401	Angle Grinder	103
CP7545-C	894 107 5451	Angle Grinder	103
CP7545-B	894 107 5452	Angle Grinder	103
CP7550-C	894 107 5501	Angle Grinder	103
CP7550-B	894 107 5502	Angle Grinder	103
CP7550-A	894 107 5503	Angle Grinder	103
CP7600C	8941076030	Bluetork	36
CP7600C-R	8941076031	Bluetork	36
CP7600C-R4P	8941076035	Bluetork	36
CP7600xB	8941076010	Bluetork	36
CP7600xB-R	8941076011	Bluetork	36
CP7600xB-R4P	8941076015	Bluetork	36
CP7711	894 107 7110	Impact	10
CP7721	894 107 7210	Impact	10
CP780	T025095	Screwdriver	60
CP781	T025096	Screwdriver	60
CP782	T025097	Screwdriver	60
CP783	T025098	Screwdriver	60
CP7830HQ	8941078308	Ratchet	28
CP7830Q	8941078306	Ratchet	28
CP785	T022698	Drill	148
CP785H	T024134	Drill	154
CP785S	T023200	Specialty Tools	188
CP789HR	T025165	Drill	154
CP789R-26	T025180	Drill	148
CP789R-42	T025198	Drill	148
CP7900	894 107 9000	Specialty Tools	186
CP7901	894 107 9011	Specialty Tools	186
CP7901K	894 107 9010	Specialty Tools	189
CP8222-P	615 159 0180	Impact	12
CP8222-R	615 159 0230	Impact	12
CP8232-QC	615 159 0190	Impact	12
CP8242-P	615 159 0200	Impact	13
CP8242-R	615 159 0240	Impact	13
CP825T	T023190	Ratchet	28
CP8252-P	615 159 0210	Impact	13
CP8252-R	615 159 0250	Impact	13
CP8272-D	615 159 0260	Impact	13

INDEX (MODEL SEARCH)

MODEL	PART NUMBER	DESCRIPTION	PAGE
CP8272-P	615 159 0220	Impact	13
CP828	T022708	Ratchet	28
CP828H	T022970	Ratchet	28
CP835	T022550	Specialty Tools	188
CP8528	894 108 5289	Cordless Tools	73
CP8528 Pack	894 108 5280	Cordless Tools	73
CP8528K Pack US	894 108 5281	Cordless Tools	73
CP854	T023186	Angle Grinder	100
CP854E	T023187	Angle Grinder	100
CP8548	894 108 5489	Cordless Tools	72
CP8548 Pack	894 108 5480	Cordless Tools	72
CP8548K Pack US	894 108 5481	Cordless Tools	72
CP857	T024387	Angle Grinder	108
CP858	T025179	Belt Sander	127
CP860	T019704	Die Grinder	81
CP860E	T021136	Die Grinder	81
CP860ES	T023193	Die Grinder	81
CP860ESE	T023354	Die Grinder	81
CP861	T022039	Specialty Tools	187
CP87029	8941087029	Bluetork	34
CP873	T025374	Specialty Tools	187
CP873K	T024362	Specialty Tools	189
CP874	T025375	Specialty Tools	187
CP875	T023995	Die Grinder	81
CP875 Kit	894 110 8751	Die Grinder	95
CP876	T023996	Die Grinder	81
CP879	T023999	Drill	149
CP881	T023916	Specialty Tools	186
CP8818	894 108 8189	Cordless Tools	71
CP8818 Pack	894 108 8180	Cordless Tools	71
CP8818K Pack US	894 108 8181	Cordless Tools	71
CP8828	894 108 8289	Cordless Tools	70
CP8828 Pack	894 108 8280	Cordless Tools	70
CP8828K Pack US	894 108 8281	Cordless Tools	70
CP8848	894 108 8489	Cordless Tools	68
CP8848 Pack	894 108 8480	Cordless Tools	68
CP8848 6Ah Pack EU	894 108 8484	Cordless Tools	68
CP8848-2	894 108 8488	Cordless Tools	69
CP8848-2 Pack	894 108 8482	Cordless Tools	69
CP8848-2K Pack US	894 108 8483	Cordless Tools	69
CP8848-2 6Ah Pack EU	894 108 8486	Cordless Tools	69
CP8848-2K 6Ah Pack US	894 108 8487	Cordless Tools	69
CP8848K Pack US	894 108 8481	Cordless Tools	68
CP8848K 6Ah Pack US	894 108 8485	Cordless Tools	68
CP887	T025376	Drill	149
CP9104Q	615 195 9104	Die Grinder	79
CP9104Q Kit	615 195 0104	Die Grinder	95
CP9105Q-B	615 195 2105	Die Grinder	80
CP9106Q-B	615 195 2106	Die Grinder	80
CP9108Q-B	615 195 2108	Die Grinder	80
CP9110Q-B	615 195 2110	Die Grinder	80
CP9111Q-B	615 195 2111	Die Grinder	80
CP9111Q-B Mkit	615 195 0211	Die Grinder	95
CP9112Q-B	615 195 2112	Die Grinder	80
CP9113G	615 160 0010	Die Grinder	85
CP9113GES	615 160 2070	Die Grinder	85
CP9116	894 109 1160	Specialty Tools	187
CP9116 US	894 109 1161	Specialty Tools	187
CP9120CR	615 195 2120	Angle Grinder	99
CP9120CRN	894 109 1200	Angle Grinder	99
CP9121AR	615 195 7321	Angle Grinder	99
CP9121BR	615 195 7221	Angle Grinder	99
CP9121CR	615 195 2121	Angle Grinder	99
CP9122BR	615 195 7222	Angle Grinder	99
CP9122CR	615 195 2122	Angle Grinder	99
CP9123	615 195 9123	Angle Grinder	108
CP9160	615 197 9160	Percussive Tool	160-185
CP9356NS	T022165	Percussive Tool	162
CP9356WF	T021959	Percussive Tool	162
CP9361	T012644	Percussive Tool	160-185
CP9361-1 Kit	T011970	Percussive Tool	185
CP9362-2R	615 161 2010	Percussive Tool	170
CP9362-2H	615 161 2020	Percussive Tool	170
CP9363-1R	615 161 2030	Percussive Tool	170
CP9363-1H	615 161 2040	Percussive Tool	170
CP9363-2R	615 161 2050	Percussive Tool	170
CP9363-2H	615 161 2060	Percussive Tool	170
CP9363-3R	615 161 2070	Percussive Tool	170
CP9363-3H	615 161 2080	Percussive Tool	170
CP9363-4R	615 161 2090	Percussive Tool	170
CP9363-4H	615 161 2100	Percussive Tool	170
CP9373-2R	615 161 2110	Percussive Tool	171
CP9373-2H	615 161 2120	Percussive Tool	171
CP9373-3R	615 161 2130	Percussive Tool	171
CP9373-3H	615 161 2140	Percussive Tool	171
CP9373-4R	615 161 2150	Percussive Tool	171
CP9373-4H	615 161 2160	Percussive Tool	171
CP9534	615 193 9534	Orbital Sander	134
CP9541	615 190 9541	Impact	14
CP9542	615 190 9542	Impact	14
CP9561	615 190 9561	Impact	14
CP9674	615 193 9674	Orbital Sander	134
CP9705	615 193 9705	Specialty Tools	188
CP9710	615 193 9710	Specialty Tools	188
CP9778	615 193 9778	Pistol Sanders	126

MODEL	PART NUMBER	DESCRIPTION	PAGE
CP9779	615 193 9779	Belt Sander	127
CP9780	615 193 9780	Belt Sander	127
CP9789	615 194 9789	Drill	154
CP9790	615 194 9790	Drill	148
CP9791	615 194 9791	Drill	154
CP9792	615 194 9792	Drill	148
CP9882	894 109 8820	Specialty Tools	184
CP9883	894 109 8830	Specialty Tools	184
CP9884	894 109 8840	Specialty Tools	184
CP9885	615 197 9885	Specialty Tools	184
CP9911	894 109 9110	Balancer	208
CP9912	894 109 9120	Balancer	208
CP9913	894 109 9130	Balancer	208
CP9920	894 109 9200	Balancer	208
CP9921	894 109 9210	Balancer	208
CP9922	894 109 9220	Balancer	208
CP9923	894 109 9230	Balancer	208
CP9936	894 109 9360	Balancer	208
CP9937	894 109 9370	Balancer	208
CP9938	894 109 9380	Balancer	208
CP9939	894 109 9390	Balancer	208
CP9940	894 109 9400	Balancer	208
CP9946	894 109 9460	Balancer	208
CP9947	894 109 9470	Balancer	208
CP9948	894 109 9480	Balancer	208
CP9949	894 109 9490	Balancer	208
CP9950	894 109 9500	Balancer	208
CP9954	894 109 9540	Balancer	209
CP9955	894 109 9550	Balancer	209
CP9956	894 109 9560	Balancer	209
CP9957	894 109 9570	Balancer	209
CP9958	894 109 9580	Balancer	209
CP9959	894 109 9590	Balancer	209
CP9964	894 109 9640	Balancer	209
CP9965	894 109 9650	Balancer	209
CP9966	894 109 9660	Balancer	209
CP9967	894 109 9670	Balancer	209
CP9968	894 109 9680	Balancer	209
CP9969	894 109 9690	Balancer	209
CP9970	894 109 9700	Balancer	209
CP9971	894 109 9710	Balancer	209
EXAMINI-SF1	615 156 0280	Pump	51
EXAMAX-FF1	615 156 0290	Pump	51
EXAMAX-FF4	615 156 0300	Pump	51
EXE-MINI-230SF1	615 156 0010	Pump	50
EXE-MINI-100SF1	615 156 0020	Pump	50
EXE-MINI-115SF1	615 156 0030	Pump	50
EXE-MINI-110SF1	615 156 0040	Pump	50
EXE-MAX-230-FFH1	615 156 0130	Pump	50
EXE-MAX-230-FFH4	615 156 0140	Pump	50
EXE-MAX-100-FFH1	615 156 0150	Pump	50
EXE-MAX-100-FFH4	615 156 0160	Pump	50
EXE-MAX-115-FFH1	615 156 0170	Pump	50
EXE-MAX-115-FFH4	615 156 0180	Pump	50
EXE-MAX-110-FFH1	615 156 0190	Pump	50
EXE-MAX-110-FFH4	615 156 0200	Pump	50
EXE-MAXS-230-FF1	615 156 0210	Pump	50
EXE-MAXS-230-FF4	615 156 0220	Pump	50
EXE-MAXS-115-FF1	615 156 0230	Pump	50
EXE-MAXS-115-FF4	615 156 0240	Pump	50
EXE-MAXS-110-FF1	615 156 0250	Pump	50
EXE-MAXS-110-FF4	615 156 0260	Pump	50
GV5	615 174 0170	Percussive Tool	166
LP16	615 155 0210	Hydraulic Bolting	45
16LP Links	-	Hydraulic Bolting	45
LP2	615 155 0180	Hydraulic Bolting	41
2LP Links	-	Hydraulic Bolting	41
LP32	615 155 0220	Hydraulic Bolting	46
32LP Links	-	Hydraulic Bolting	46
LP4	615 155 0190	Hydraulic Bolting	42
4LP Links	-	Hydraulic Bolting	42
4LPST Links	-	Hydraulic Bolting	43
LP48	615 155 0230	Hydraulic Bolting	46
LP8	615 155 0200	Hydraulic Bolting	44
8LP Links	-	Hydraulic Bolting	44
RA1	615 174 0180	Percussive Tool	166
RA1BL	615 174 0190	Percussive Tool	166
RA2C	615 174 0200	Percussive Tool	166
RA2H	615 174 0210	Percussive Tool	166
T1	615 155 0010	Hydraulic Bolting	41
T10	615 155 0050	Hydraulic Bolting	41
T25	615 155 0060	Hydraulic Bolting	41
T3	615 155 0020	Hydraulic Bolting	41
T5	615 155 0030	Hydraulic Bolting	41
T8	615 155 0040	Hydraulic Bolting	41
TTH-1A	615 812 2500	Tri-Hold	49
TTH-2A	615 812 2510	Tri-Hold	49
TTH-3A	615 812 2520	Tri-Hold	49
TTH-4A	615 812 2530	Tri-Hold	49
TTH-5A	615 812 2540	Tri-Hold	49

Chicago Pneumatic Tools follows a policy of continuous product improvement. Specifications and descriptions are thus subject to change without notice.
Check the online ecatalog at www.cp.com for the latest product information.

DESCRIPTION	PAGE
ACCESSORIES-TOOLS RECOMMENDATION TABLE	194 - 195
ADAPTERS	66 - 142
AIR FLEX	197
AIR FLOW REGULATOR	206
AIR FUSES	207
AIRLINE ACCESSORIES	191 to 207
AIRLINE PERFECT PACK	205
AIR TOOL SIMULATOR	207
BALANCERS	30 - 38 - 65 - 208 - 209
BALL VALVES	206
BATTERY	74
BLOW GUN	206
CARBIDE BURRS	78 - 96 - 97
CLAMPS	205
COLLET / COLLET ADAPTER	93 - 94
COLLET HOLDER	121 - 139
COUPLING	201 to 204
CHISELS	174 to 179
CHISEL RETAINERS	180
CHUCK	156
DEEP SOCKETS	13 - 19 to 22
DRILL BIT SET	75
DUST EXTRACTION KIT	142 - 143 to 145
EXHAUST HOSE	65 - 92 - 93 - 94 116 to 118 - 121 - 139
FRL	193 - 196
GLOVES	30 - 36 - 75
GREASE / GREASE GUN	206
GRINDER ACCESSORIES	
FOR ANGLE GRINDER	116 to 119 - 121 - 122
FOR DIE GRINDER	92 to 97
FOR VERTICALE GRINDER	120
GUARD	92 - 116 to 120 - 140 - 143 - 144
HOSES	199 - 200
IMPACT SOCKETS	32 - 33 - 75
INLINE OILERS	206
MAGNETIC TOOL HOLDER	30 - 75
NEEDLE / NEEDLE HOLDER	179
NIPPLE	201 to 204
OIL	206
PADS	139 - 142 - 145

DESCRIPTION	PAGE
PROTECTIVE COVERS	30 - 36
PUNCH	189
REAR EXHAUST HOSE ASSEMBLY - NOISE REDUCER	65
SOCKET RETAINER RING	30
RUBBER BUTTS	179
SANDING ACCESSORIES	142 - 143
SANDING BELTS	141
SAW BLADE	189
SHANK FILE	189
SILENCERS	94 - 121 - 139
SIDE HANDLE	65 - 156
STUD CLEANERS	65
SUSPENSION BAIL	65 - 156
SUSPENSION YOKE	36
SWIVEL AIR INLET	206
TUNE-UP KITS & REPAIR KITS	
FOR ANGLE GRINDER	121
FOR BELT SANDERS	140
FOR BOLTING	31
FOR CHIPPING	181
FOR DRILLING	156
FOR FASTENING	66
FOR FINISHING	139 to 141 - 144
FOR GRINDERS	95
FOR SPECIALTY TOOLS	189
WHEELS	189

Notes

Notes

Conversions to International Measurements

Conversion Table

LENGTH		
1 Inch (in.)	0.0254 m	25.4 mm
1 Foot (ft.)	0.3048 m	304.8 mm

WEIGHT		
1 Ounce (oz.)	0.02835 Kg	28.35 g
1 Pound (lb.)	0.454 Kg	454 g
1 kg	2.2046 lb	

VOLUME	
1 US Gallon	3.785 l

POWER	
1 kpm/s	9.8067 W
1 hp	745.7 W
1 kW	1.3410 hp

TORQUE	
1 kpm	9.8067 Nm
1 ft-lb	1.3558 Nm
1 in-lb	0.1130 Nm
1 Nm	0.1020 kpm
1 Nm	0.7376 ft-lbs

AIR PRESSURE	
1 bar	100 kPa
1 kp/cm² (at)	98.0665 kPa
1 psi	6.8948 kPa

AIR FLOW	
1 m³/min	16.6667 l/s
1 cfm	0.4720 l/s
1 m³/h	0.2778 l/s
1 l/s	2.1189 cfm

Over 110 years of experience

Since 1901 the Chicago Pneumatic (CP) name has represented reliability and attention to customer needs, with construction, maintenance and production tools and compressors designed for specific industrial applications. Today, CP has a global reach, with local distributors around the world.

Our people start every single day with a passion to research, develop, manufacture and deliver new products that are meant to meet your needs not only today, but tomorrow as well.

To learn more about our extensive range of tools, construction equipment, industrial and portable compressors, accessories and workshop equipment, please visit www.cp.com.

Easily find the tools you need to get the job done!

CP ToolBox

Available on the App Store

ANDROID APP ON Google play

Get the free CP ToolBox

Scan this QR code
or visit http://qr.cp.com/app

Distributor

English 615 994 9991 - © Copyright 2017 - December 2017

Chicago Pneumatic

www.cp.com